



REGULAR BOARD MEETING
SEPTEMBER 26, 2024 - 11:30 AM

CAMARILLO HEALTH CARE DISTRICT
3615 E LAS POSAS ROAD, SEQUOIA ROOMS
CAMARILLO, CA 93010



2024 Board Meeting Calendar

January 25, 2024, 11:30 a.m.

February 22, 2024, 11:30 a.m.

March 28, 2024, 11:30 a.m.

April 25, 2024, 11:30 a.m.

May 23, 2024, 11:30 a.m.

June 6, 2024, 11:30 a.m. (Budget)

June 27, 2024, 11:30 a.m. (Optional)

July - Dark

August 22, 2024, 11:30 a.m.

September 26, 2024, 11:30 a.m.

October 24, 2024, 11:30 a.m.

November 21, 2024, 8:30 a.m.
(Annual Board Leadership and Education)

December - Dark

**Camarillo Health Care District
Procedures for Communication With
The Board of Directors**

Meetings with the Board of Directors are conducted for the purpose of accomplishing District business. As a matter of District policy and state law, meetings shall ordinarily be held in public. Pursuant to state law, the Board of Directors may conduct closed meeting sessions to discuss certain matters which are confidential.

Community involvement in the District is an essential element of an effective health care district.

Communications with the Board of Directors as a unit may be either in writing or by personal appearance at a meeting of the Board.

Written Communication – In order that the subject of the communication may be placed on the agenda, it must be requested in correspondence to the Board. Written communication addressed to the Board of Directors should reach the Administration office of the District no later than ten (10) business days prior to the date of the meeting at which the matter concerned is to be discussed.

Oral Presentations by Members of the Public to the Board of Directors and Requests by the Public to Place a Matter Directly Related to District Business on a Board Agenda – When an individual or group expects to communicate with the Board of Directors by means of personal appearance at a meeting of the Board or requests that a matter relating to District business be added to the Board’s agenda, the District’s Chief Executive Officer must be notified no later than ten (10) days before the Board meeting at which the matter concerned is to be discussed by the Board and those submitting the request.

Individuals wishing to comment on an agenda item when an item appears on the agenda for discussion or at the designated time for Public Comments, during the Board meeting, shall complete a Speakers Card and submit it to the Clerk of the Board.

It is desirable that when a statement presented to the Board is extensive or is formally requesting consideration of specific items the statement should be written and a copy filed with the Board of Directors.

Public comments at Board Meetings – The Board may receive comments or testimony at regularly scheduled meetings on matters **not on the agenda** which any member of the public may wish to bring before the Board, provided that no action is taken by the Board on such matters at the same meeting at which such testimony is taken.

In addressing the Board, the following rules of courtesy will be observed:

- **All remarks will be addressed to the President of the Board.**
- **Individuals will speak on a specific item of concern.**
- **Three (3) minutes will be allowed individuals, or in the case of a group of people speaking on a specific item, ten (10) minutes will be permitted for the presentation.**
- **Members of the Board of Directors reserve the right to waive time limitations.**

In the event that any meeting is willfully interrupted by a group or groups of persons so as to render the orderly conduct of such meeting unfeasible and order cannot be restored by the removal of individuals who are willfully interrupting the meeting, the members of the Board of Directors conducting the meeting may order the meeting room cleared and continue in session. Only matters appearing on the agenda may be considered in such a session. Duly accredited representatives of the press or other news media, except those participating in the disturbance, shall be allowed to attend any session held pursuant to this section.

The Board may discuss and take action on any agenda item properly submitted by a member of the public and published in an agenda. The Board President reserves the right to limit discussion and/or defer further deliberations on an agenda topic to a subsequent meeting if additional information is needed to render a decision or appropriate action. Matters involving legal procedure will be referred to Administration for study or further referral.



AGENDA

Regular Meeting of the Board of Directors

September 26, 2024 – 11:30 a.m.

Camarillo Health Care District
3615 E Las Posas Road, Camarillo, CA 93010
Sequoia Rooms

Board of Directors

Thomas Doria, MD, President
Neal Dixon, MD, Vice President
Paula Feinberg, Clerk of the Board
Christopher Loh, MD, Director
Lydia Dixon, PhD, Director

Staff

Kara Ralston, Chief Executive Officer
Sonia Amezcua, Chief Administrative Officer
Blair Barker, Program Officer
Brandie Thomas, Clerk to the Board

Senior Counsel

Aleks Giragosian, Esq., *Colantuono Highsmith
Whatley, PC*

Participants

Rick Wood, *CSDA Financial Services*
Shalene Hayman, *Hayman Consulting*

1. **CALL TO ORDER**

2. **ROLL CALL**

3. **PLEDGE OF ALLEGIANCE** – Director L. Dixon

4. **PRESENTATION** – Mayor Tony Trembley; Healthy Camarillo Initiative

5. **AMENDMENT(S) TO THE POSTED AGENDA: *Motion to approve*** Agenda as amended.

Motion _____ Second _____ Pass _____ Fail _____

Doria _____ N. Dixon _____ Feinberg _____ Loh _____ L. Dixon _____

6. **PUBLIC COMMENT – Ca. GC Section 54954.3**
The Board reserves this time to hear from the public. Speakers are requested to complete a Speaker Card and submit to the Clerk to the Board. Your name will be called in order of the agenda item, or in order of received general topic Speaker Cards. Comments regarding items not on the agenda can be heard only; items on the agenda can be discussed. Three minutes per speaker are available; multiple speakers on the same topic/agenda item will be limited to 20 minutes total.

7. CONSENT AGENDA

Consent Agenda items are considered routine and are acted upon without discussion, with one motion. If discussion is requested, that item(s) will be removed from the Consent Agenda for discussion and voted on as a separate item. If no discussion is requested, the Board President may request a motion to approve as presented.

A. Meeting Minutes

Recommendation: Approval of Regular Board Meeting of August 22, 2024. **(Section 7-A)**

B. Financial Reports

Recommendation: Approval of financial reports for period ending August 31, 2024.

(Section 7-B)

Motion to approve Consent Agenda as presented.

Motion _____ Second _____ Pass _____ Fail _____

Doria _____ N. Dixon _____ Feinberg _____ Loh _____ L. Dixon _____

8. DISCUSSION AND ACTION OF CONSENT AGENDA ITEMS PULLED, IF NECESSARY

AGENDA ITEMS-ACTION

9. A. Review/ Discussion /Action – Consideration of approval of Healthy Camarillo Initiative MOU. (Section 9-A)

Motion: _____

Motion _____ Second _____ Pass _____ Fail _____

Doria _____ N. Dixon _____ Feinberg _____ Loh _____ L. Dixon _____

B. Review/ Discussion /Action - Consideration, discussion, and approval of the Disclosure of Reimbursement Report for fiscal year 2023/2024, District Policy 1120. (Section 9-B)

Motion to approve Disclosure of Reimbursement Report for fiscal year 2023/2024, District Policy 1120.

Motion _____ Second _____ Pass _____ Fail _____

Doria _____ N. Dixon _____ Feinberg _____ Loh _____ L. Dixon _____

C. Review/ Discussion /Action - Consideration, discussion, and approval of District Resolution 24-09, Adopting the 2025 Regular Board Meeting Calendar. **(Section 9-C)**

Motion to approve District Resolution 24-09, Adopting the 2025 Regular Board Meeting Calendar.

Motion _____ Second _____ Pass _____ Fail _____
 Doria _____ N. Dixon _____ Feinberg _____ Loh _____ L. Dixon _____

AGENDA ITEMS-DISCUSSION

10. EMERGING OPPORTUNITIES

- Discussion and consideration of emerging initiatives based on community need

11. REPORTS

- Board President Comments
- Board Committee Report(s)
 - Program & Emerging Opportunities Committee
 - Healthy Camarillo Committee
- Board Member Comments
- Chief Executive Officer Report

12. FUTURE MEETING AND EVENTS

BOARD OF DIRECTORS MEETINGS

Executive Committee: Doria/Dixon	October 14, 2024 – 12:30 p.m.
Finance Committee: Loh/Feinberg	October 24, 2024 – 10:00 a.m.
Regular Full Board	October 24, 2024 – 11:30 a.m.
Executive Committee: Doria/Dixon	November 12, 2024 – 12:30 p.m.
Regular Full Board	November 21, 2024 – 11:30 a.m.
Regular Full Board	December - DARK

13. ADJOURNMENT - This meeting of the Camarillo Health Care District Board of Directors is adjourned at _____ p.m.

ACTION ITEMS not appearing on the agenda may be addressed on an emergency basis by a majority vote of the Board of Directors when a need for action arises.

ADA compliance statement: In compliance with the Americans with Disabilities Act, if you need special assistance to participate in this meeting, please contact the Clerk to the Board of Directors, Brandie Thomas, at (805) 482-9382. Notification 48 hours prior to the meeting will enable the District to make reasonable arrangements to ensure accessibility to this meeting.

Note: This agenda was posted on www.camhealth.com and the Camarillo Health Care District Administration Office, on or before, September 23, 2024, at 11:30 a.m.

SECTION 7

CONSENT AGENDA 7-A

**REGULAR MEETING MINUTES
OF AUGUST 22, 2024**



MINUTES

August 22, 2024

Regular Meeting of the Board of Directors

Camarillo Health Care District
3615 E. Las Posas Rd. Camarillo, CA 93010
Sequoia Rooms

Board of Directors - Present

Thomas Doria, MD, President
Neal Dixon, MD, Vice President
Paula Feinberg, Clerk of the Board
Christopher Loh, MD, Director
Lydia Dixon, PhD, Director

Staff - Present

Kara Ralston, Chief Executive Officer
Sonia Amezcua, Chief Administrative Officer
Blair Barker, Program Officer
Brandie Thomas, Clerk to the Board

Participants

Aleks Giragosian, Esq., *Colantuono Highsmith
Whatley, PC*

Participants

Rick Wood, *CSDA Financial Services*
Shalene Hayman, *Hayman Consulting*

1. **Call to Order and Roll Call** - The Regular Meeting of the Camarillo Health Care District Board of Directors was called to order on Thursday, August 22, 2024, at 11:30 a.m., by Thomas Doria, President.
2. **Pledge of Allegiance** – Director Loh
3. **Amendments to the Agenda** - None
4. **Public Comment** – None
5. **Consent Agenda**

It was **MOVED** by Director Loh, **SECONDED** by Director Feinberg, and **MOTION PASSED** that the Board of Directors approve the Consent Agenda as presented.

ROLL CALL VOTE: **Ayes:** Doria, N. Dixon, Feinberg, Loh, L. Dixon **Nays:** **Absent:**

6. **Action Items**

8-A. Review/ Discussion /Action: Consideration, discussion, and approval of the biennial review of the District's Conflict of Interest Code. A local agency's conflict of interest code must reflect the current structure of the organization and properly identify officials and employees who should be filing Statements of Economic Interests (Form 700). To ensure conflict of interest codes remain current, each local agency is required to review its code at least every even numbered year.

It was **MOVED** by Director N. Dixon, **SECONDED** by Director L. Dixon, and **MOTION PASSED** that the Board of Directors approve the biennial review of the District's Conflict of Interest Code. No amendment is required.

ROLL CALL VOTE: Ayes: Doria, N. Dixon, Feinberg, Loh, L. Dixon **Nays:** **Absent:**

8-B. Review/ Discussion /Action: Consideration, discussion, and approval of restated Section 125 Cafeteria Plan. Health Premium Ad Hoc Committee recommends approval.

It was **MOVED** by Director Doria, **SECONDED** by Director N. Dixon, and **MOTION PASSED** that the Board of Directors approve the restated Section 125 Cafeteria Plan.

ROLL CALL VOTE: Ayes: Doria, N. Dixon, Feinberg, Loh, L. Dixon **Nays:** **Absent:**

8-C. Review/ Discussion /Action: Consideration, discussion, and approval of District Resolution 24-08, changing the employer contribution rate for health insurance premiums from \$790.00 to \$1,150.00. Health Premium Ad Hoc Committee recommends approval.

It was **MOVED** by Director Doria, **SECONDED** by Director N. Dixon, and **MOTION PASSED** that the Board of Directors approve District Resolution 24-08, changing the employer contribution rate for health insurance premiums from \$790.00 to \$1,150.00.

ROLL CALL VOTE: Ayes: Doria, N. Dixon, Feinberg, Loh, L. Dixon **Nays:** **Absent:**

7. **9-A. Closed Session – *The Board entered closed session at 12:12 p.m.***

1. Public Employee Performance Evaluation (Gov. Code 54957)

Title: Chief Executive Officer

2. Conference with Labor Negotiator (Gov. Code 54957.6)

Name of District Negotiator: Aleks Giragosian, General Counsel

Name of District Employee: Kara Ralston, Chief Executive Officer

9-B. Reconvene and Announcement from Closed Session – *The Board reconvened at 1:03 p.m. No reportable action.*

Pursuant to Government Code 54957.7(b) – The legislative body of any local agency shall publicly report any reportable action taken in closed session and the vote or abstention on that action of every member present.

8. **Action Item**

Review/ Discussion /Action: - Consideration, discussion, and recommendation from the CEO Performance Evaluation Ad Hoc Committee, that the Board of Directors approve the first amendment to the CEO Employment Agreement.

It was **MOVED** by Director Loh, **SECONDED** by Director Feinberg, and **MOTION PASSED** that the Board of Directors approve the first amendment to the CEO Employment Agreement.

ROLL CALL VOTE: **Ayes:** Doria, N. Dixon, Feinberg, Loh, L. Dixon **Nays:** **Absent:**

9. **Emerging Opportunities**

- No ideas submitted for discussion.

10. **Reports**

- **Board President Comments** – No comments.
- **Health Insurance Premium Ad Hoc Committee** – Committee study and recommendation has concluded with approval of Action Items 8-B and 8-C.
- **Program & Opportunity Committee** – No report.
- **Healthy Camarillo Committee** – CEO Ralston continues to meet with City of Camarillo officials regarding the collaborative Healthy Camarillo Initiative. The group reviewed a draft MOU explaining the concept. At the suggestion of the Board, City of Camarillo Mayor Tony Trembley will attend the September 26, 2024, meeting for a presentation.
- **Board Member Comments** – No comments.
- **CEO Report**
 - The BALANCEfit and POWERfit services of the Fall Prevention Program have received the Innovative Program of the Year award from California Special Districts Association (CSDA); the award will be presented at the CSDA annual conference in September 2024. This is the second consecutive year of winning this award in this category, and the 4th time in the last nine years.
 - City of Camarillo has granted \$40,000 in support of the Senior Nutrition Program.
 - The District has completed its workplace violence prevention plan in light of SB553 and will continue efforts toward training.
 - The Little Zoo program visited the Adult Day Center with a variety of animals for the participants to interact with

11. Having no further business this meeting was adjourned at 1:22 p.m.

Thomas Doria, MD
President

SECTION 7

CONSENT AGENDA 7-B

**DISTRICT FINANCIAL REPORTS
FOR PERIOD ENDING AUGUST 31, 2024**

1:27 PM

3-Sep-24

Camarillo Health Care District

Check Register (Checks and EFTs of All Types)

Sorted by Alphabetically

August 2024 Checks/EFTs

Check Number	Date	EFT #/ Vendor	Name	Net Amount	Type	Timing
Cash Account #1 [Five Star - General]						
81076	8/14/2024	ACCESS	Access TLC Caregivers DBA	495.00	V - VCAAA grant	MO
81087	8/28/2024	AFLAC	Aflac	1,279.14	V - benefits/ins	MO
81052	8/7/2024	ALEXOS MAINT	Alexos Maintenance, LLC	320.00	V - misc repairs	
81077	8/14/2024	COLBERT	April Colbert	75.91	EE - reimb for mileage	
81071	8/8/2024	GALLAGHER	Arthur J. Gallagher Risk Management	35,621.74	V - insurance renewal	ANNL
81075	8/8/2024	GALLAGHER	Arthur J. Gallagher Risk Management	5,551.08	V - insurance renewal	ANNL
81053	8/7/2024	BAY ALARM	Bay Alarm Company	444.45	V - camera security	MO
81074	8/8/2024	THOMAS, B	Brandie Thomas	87.20	EE - VCSDA reimb	
81088	8/28/2024	BUGS	Bugs N Things INC	200.00	V - pest control - ant spray	QTRLY
81054	8/7/2024	C3 INTEL	C3 Intelligence, Inc	350.00	V - HR/background checks	ONGOING
81093	8/28/2024	LOH	Christopher Loh, MD	315.00	BOD	MO
81081	8/15/2024	COLANTUONO	Colantuono, Highsmith, Whatley, PC	1,437.00	V - legal services - may services	MO
81082	8/15/2024	COLANTUONO	Colantuono, Highsmith, Whatley, PC	3,157.00	V - legal services - june services	MO
81083	8/15/2024	COLANTUONO	Colantuono, Highsmith, Whatley, PC	2,541.00	V - legal services - july services	MO
81055	8/7/2024	FRONTIER	Frontier Communications	249.47	V - cable services	MO
81072	8/8/2024	HAYMAN	Hayman Consulting dba	3,600.00	V - Comptroller financial service	MO
81056	8/7/2024	ITS	Integrated Telemanagement Services, Inc	1,373.58	V - telephone services	MO
81057	8/7/2024	JTS	JTS Facility Services	2,310.00	V - janitorial services	MO
81058	8/7/2024	LEAF	Leaf	58.48	V - copier service	ANNL
81090	8/28/2024	DIXON ZACHER	Lydia Zacher Dixon	105.00	BOD	MO
81078	8/14/2024	JONES, M.	Marlene L. Jones	10.00	V - refund for class	
81073	8/8/2024	MERIPLEX/CPI	Meriplex Solutions	1,877.25	V - updated computer	
81079	8/14/2024	MERIPLEX/CPI	Meriplex Solutions	1,186.00	V - hp warranty renewal	

81060	8/7/2024	ROGERS	Mikal P Rogers	570.50 V - instructor fees	MO
81089	8/28/2024	DIXON	Neal P. Dixon	420.00 BOD	MO
81092	8/28/2024	FEINBERG	Paula-Jeanne Feinberg	210.00 BOD	MO
81080	8/14/2024	PETTY	Petty Cash - Administrat	496.01 V - reimb petty cash box	ONGOING
81061	8/7/2024	SAFEWAY	Safeway Inc	339.29 V - ADC nutrition	MO
81084	8/21/2024	SAFEWAY	Safeway Inc	56.36 V - ADC nutrition	MO
81094	8/28/2024	SAFEWAY	Safeway Inc	199.94 V - ADC nutrition	MO
81062	8/7/2024	SAGE BUSINES	Sage Business Care	1,240.00 V - annual software renewal	ANNL
81095	8/28/2024	SO CA EDISON	Southern California Edison	4,553.65 V - utilities	MO
81063	8/7/2024	SO CA GAS	Southern California Gas	343.64 V - utilities	MO
81064	8/7/2024	STAPLES	Staples Business Advantage	328.35 V - office supplies	MO
81096	8/28/2024	THE ARK	The ARK of SC	450.00 V - powerful tools facilitors training	
81059	8/7/2024	LITTLE ZOO	The Little Zoo	375.00 V - ADC activity	
81091	8/28/2024	DORIA	Thomas Doria, MD	210.00 BOD	MO
81065	8/7/2024	TRI COUNTY	Tri County Office Furniture, Inc	4,980.21 V - table replacement	
81097	8/28/2024	TRI COUNTY	Tri County Office Furniture, Inc	1,822.76 V - furniture replacement	
81101	8/28/2024	TRI COUNTY	Tri County Office Furniture, Inc	998.19 V - furniture replacement; chairs	
81066	8/7/2024	TROPICAL	Tropical Car Wash	530.00 V - fleet maintenance	MO
81098	8/28/2024	TROPICAL	Tropical Car Wash	580.00 V - fleet maintenance	MO
81067	8/7/2024	UMPQUA	Umpqua Bank	6,367.62 V - credit card	MO
81068	8/7/2024	US POST METR	United States Postal Svc	500.00 V - postal machine	ONGOING
81086	8/21/2024	VCSDA	V C S D A	75.00 V - meeting dues	
81099	8/28/2024	VCSDA	V C S D A	150.00 V - annual membership dues	ANNL
81085	8/21/2024	VALIC	VALIC	1,413.05 V - benefits/ins	MO
81069	8/7/2024	VOYAGER	Voyager Fleet Systems Inc	1,481.47 V - fleet gas	MO
81100	8/28/2024	VOYAGER	Voyager Fleet Systems Inc	1,134.58 V - fleet gas	MO
81070	8/7/2024	XEROX	Xerox Financial Services	2,016.30 V - copier lease	MO

\$94,486.22
=====

Legend of Payment Type	
BOD =	Board of Director
EE =	Employee
V =	Vendor

1:27 PM

3-Sep-24

Camarillo Health Care District

Check Register (Checks and EFTs of All Types)

Sorted by Check Number

August 2024 Checks/EFTs

Check Number	Date	EFT #/ Vendor	Name	Net Amount	Type	Timing
Cash Account #1 [Five Star - General]						
81052	8/7/2024	ALEXOS MAINT	Alexos Maintenance, LLC	320.00	V - misc repairs	MO
81053	8/7/2024	BAY ALARM	Bay Alarm Company	444.45	V - camera security	MO
81054	8/7/2024	C3 INTEL	C3 Intelligence, Inc	350.00	V - HR/background checks	ONGOING
81055	8/7/2024	FRONTIER	Frontier Communications	249.47	V - cable services	MO
81056	8/7/2024	ITS	Integrated Telemanagement Services, Inc	1,373.58	V - telephone services	MO
81057	8/7/2024	JTS	JTS Facility Services	2,310.00	V - janitorial services	MO
81058	8/7/2024	LEAF	Leaf	58.48	V - copier service	ANNL
81059	8/7/2024	LITTLE ZOO	The Little Zoo	375.00	V - ADC activity	MO
81060	8/7/2024	ROGERS	Mikal P Rogers	570.50	V - instructor fees	MO
81061	8/7/2024	SAFEWAY	Safeway Inc	339.29	V - ADC nutrition	MO
81062	8/7/2024	SAGE BUSINES	Sage Business Care	1,240.00	V - annual software renewal	ANNL
81063	8/7/2024	SO CA GAS	Southern California Gas	343.64	V - utilities	MO
81064	8/7/2024	STAPLES	Staples Business Advantage	328.35	V - office supplies	MO
81065	8/7/2024	TRI COUNTY	Tri County Office Furniture, Inc	4,980.21	V - table replacement	MO
81066	8/7/2024	TROPICAL	Tropical Car Wash	530.00	V - fleet maintenance	MO
81067	8/7/2024	UMPQUA	Umpqua Bank	6,367.62	V - credit card	MO
81068	8/7/2024	US POST METR	United States Postal Svc	500.00	V - postal machine	ONGOING
81069	8/7/2024	VOYAGER	Voyager Fleet Systems Inc	1,481.47	V - fleet gas	MO
81070	8/7/2024	XEROX	Xerox Financial Services	2,016.30	V - copier lease	MO
81071	8/8/2024	GALLAGHER	Arthur J. Gallagher Risk Management	35,621.74	V - insurance renewal	ANNL
81072	8/8/2024	HAYMAN	Hayman Consulting dba	3,600.00	V - Comptroller financial service	MO
81073	8/8/2024	MERIPLEX/CPI	Meriplex Solutions	1,877.25	V - updated computer	
81074	8/8/2024	THOMAS, B	Brandie Thomas	87.20	EE - VCSDA reimb	

81075	8/8/2024	GALLAGHER	ARTHUR J. GALLAGHER RISK MANAGEMENT	5,551.08	V - insurance renewal	ANNL
81076	8/14/2024	ACCESS	Access TLC Caregivers DBA	495.00	V - VCAAA grant	MO
81077	8/14/2024	COLBERT	April Colbert	75.91	EE - reimb for mileage	
81078	8/14/2024	JONES, M.	Marlene L. Jones	10.00	V - refund for class	
81079	8/14/2024	MERIPLEX/CPI	Meriplex Solutions	1,186.00	V - hp warranty renewal	
81080	8/14/2024	PETTY	Petty Cash - Administrat	496.01	V - reimb petty cash box	ONGOING
81081	8/15/2024	COLANTUONO	Colantuono, Highsmith, Whatley, PC	1,437.00	V - legal services - may services	MO
81082	8/15/2024	COLANTUONO	Colantuono, Highsmith, Whatley, PC	3,157.00	V - legal services - june services	MO
81083	8/15/2024	COLANTUONO	Colantuono, Highsmith, Whatley, PC	2,541.00	V - legal services - july services	MO
81084	8/21/2024	SAFEWAY	Safeway Inc	56.36	V - ADC nutrition	MO
81085	8/21/2024	VALIC	VALIC	1,413.05	V - benefits/ins	MO
81086	8/21/2024	VCSDA	V C S D A	75.00	V - meeting dues	MO
81087	8/28/2024	AFLAC	Aflac	1,279.14	V - benefits/ins	MO
81088	8/28/2024	BUGS	Bugs N Things INC	200.00	V - pest control - ant spray	QTRLY
81089	8/28/2024	DIXON	Neal P. Dixon	420.00	BOD	MO
81090	8/28/2024	DIXON ZACHER	Lydia Zacher Dixon	105.00	BOD	MO
81091	8/28/2024	DORIA	Thomas Doria, MD	210.00	BOD	MO
81092	8/28/2024	FEINBERG	Paula-Jeanne Feinberg	210.00	BOD	MO
81093	8/28/2024	LOH	Christopher Loh, MD	315.00	BOD	MO
81094	8/28/2024	SAFEWAY	Safeway Inc	199.94	V - ADC nutrition	MO
81095	8/28/2024	SO CA EDISON	Southern California Edison	4,553.65	V - utilities	MO
81096	8/28/2024	THE ARK	The ARK of SC	450.00	V - powerful tools facilitators training	
81097	8/28/2024	TRI COUNTY	Tri County Office Furniture, Inc	1,822.76	V - furniture replacement	
81098	8/28/2024	TROPICAL	Tropical Car Wash	580.00	V - fleet maintenance	MO
81099	8/28/2024	VCSDA	V C S D A	150.00	V - annual memberships dues	ANNL
81100	8/28/2024	VOYAGER	Voyager Fleet Systems Inc	1,134.58	V - fleet gas	MO
81101	8/28/2024	TRI COUNTY	Tri County Office Furniture, Inc	998.19	V -furniture replacement; chairs	

\$94,486.22
=====

Legend of Payment Type	
BOD =	Board of Director
EE =	Employee
V =	Vendor

Check Register Monthly Comparison

FY 2024/25

Jul	Aug	Sep	Oct	Nov	Dec	Jan	Feb	Mar	Apr	May	Jun	Mo. Avg (varies through year as amts added)
\$145,876	\$94,486	\$0	\$0	\$0	\$0	\$0	\$0	\$0	\$0	\$0	\$0	\$120,181
YTD Total											\$240,362	

w/out transfer

Notes FY 24/25

- Jul '24 Progress pymt Auditor \$10,000
- Jul '24 ADC Tovertafel System \$13,030
- Aug '24 Arthur J. Gallagher Ins Policies \$41,172.82
- Aug '24 Tri County Furniture \$4,980.21

FY 2023/24

Jul	Aug	Sep	Oct	Nov	Dec	Jan	Feb	Mar	Apr	May	Jun	Mo. Avg (varies through year as amts added)
\$169,824	\$59,053	\$123,545	\$3,146,143	\$96,299	\$71,201	\$2,222,982	\$79,747	\$69,296	\$104,044	\$81,193	\$306,713	\$114,439
YTD Total											\$6,530,040	

w/out transfer

Notes FY 23/24:

- Aug '23 OARR Grant \$48k
- Sept '23 OARR Grant \$20k
- Nov '23 OARR Grant \$43k
- Jan '24 Progress pymt Auditor \$10,000
- Jan '24 Purchase new Ford Escape vehicle \$34,890.45
- Jan '24 Various Cabinets/Wall Panels/Tackboard \$5,031 (50% deposit)
- Feb '24 Repair on ADC grease trap \$22,895
- Apr '24 Annual audit pymt \$15,956
- Apr '24 OARR Grant \$29,405
- May-24 Insurance policy renewals \$91,260.65
- May-24 Van wrap \$12,393.48
- Jun-24 Insurance policy renewals \$20,858.00
- Jun-24 Purchase of new computers \$15,950.05
- Jun-24 Purchase of new chairs for board/classroom \$4,150.56
- Jun-24 Purchase of ADC activity equipment \$28,047.00
- Jun-24 Purchase 1 year advertising contract with ACORN \$18,408.00

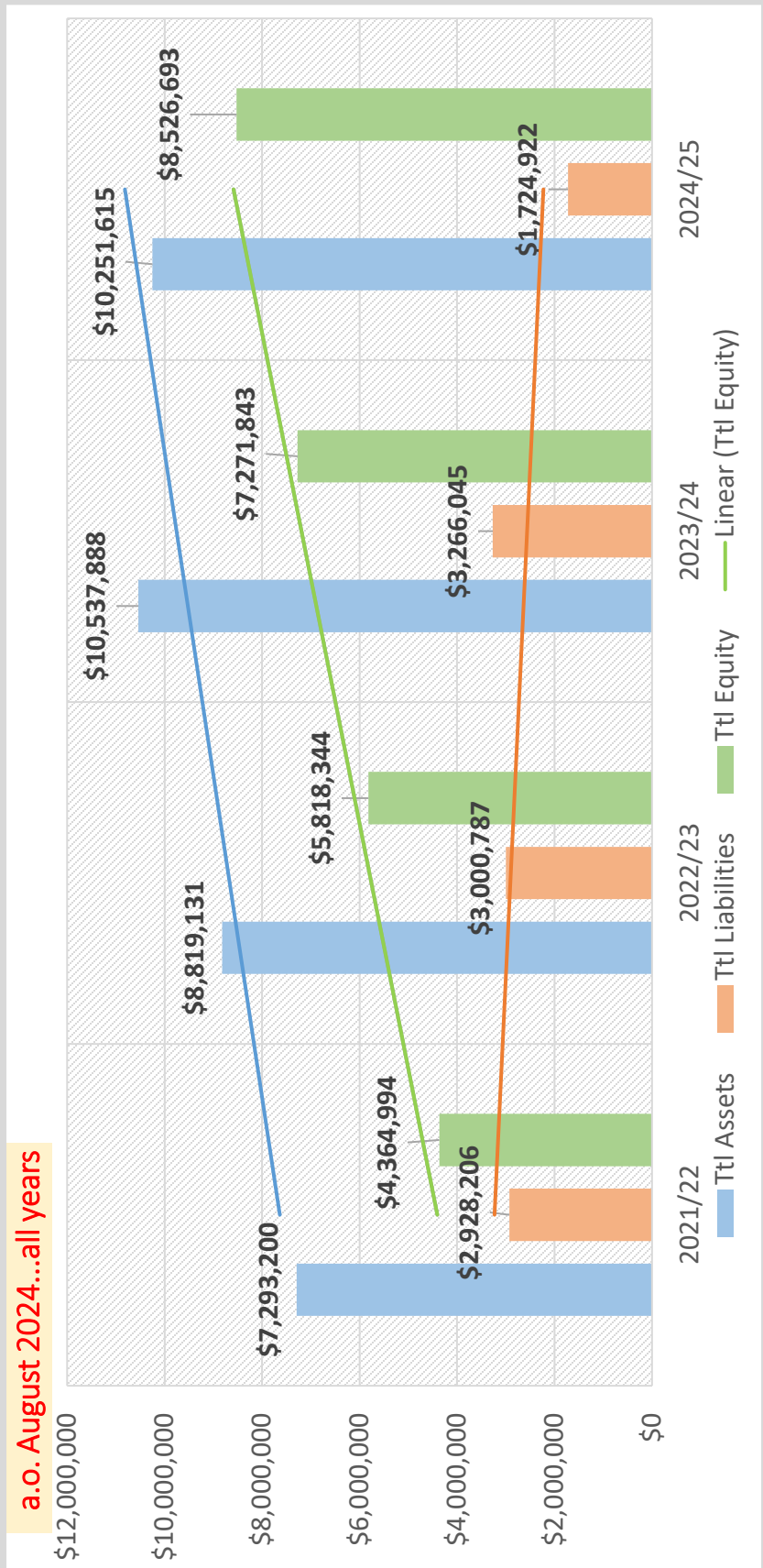
NOTE: this is a comparison of checks only; does not include expenses such as OPEB accrual, salary/benefit expenses, UAL expense, depreciation; July and Aug of each year may or may not include month prior June expenses.

Camarillo Health Care District

Statement of Net Assets

	<i>August 2024</i>	<i>August 2023</i>	<i>\$</i> <i>Variance</i>	<i>%</i> <i>Variance</i>
ASSETS				
Current Assets				
CASH ACCOUNTS				
Cash in General- Five Star	667,587.32	332,235.03	335,352.29	100.9%
Cash in Money Market-Five Star	1,083,594.89	1,182,667.84	(99,072.95)	-8.4%
Cash in Payroll - Five Star	700.00	0.00	700.00	100.0%
Petty Cash-Administration	2,000.00	1,000.00	1,000.00	100.0%
Cash Drawer-Community Educ	50.00	50.00	0.00	0.0%
Cash Drawers- Senior Nutrition	85.00	85.00	0.00	0.0%
California Class	3,831,458.89	3,628,317.13	203,141.76	5.6%
Cash-Local Agency Investment	336,071.72	318,934.34	17,137.38	5.4%
Cash - County Treasury Invstmn	7,525.06	6,027.22	1,497.84	24.9%
Mechanics, Rabo Savings	9,954.26	642,375.81	(632,421.55)	-98.5%
Cash-Restricted-Scholarship	7,163.75	7,203.75	(40.00)	-0.6%
TOTAL CASH ACCOUNTS	5,946,190.89	6,118,896.12	(172,705.23)	-2.8%
Accounts Receivable	792.00	882.70	(90.70)	-10.3%
Employee Advance	0.00	1,092.54	(1,092.54)	-100.0%
Accrued Interest Receivable	429.78	305.94	123.84	40.5%
City of Cam CDBG CV3 Rec	0.00	8,333.34	(8,333.34)	-100.0%
City of Cam Care-A-Van	0.00	28,500.00	(28,500.00)	-100.0%
City of Cam CDBG VR	1,333.34	1,000.00	333.34	33.3%
Grant-VCAAA -Sr Nutrition Recl (3C)	48,556.00	47,297.84	1,258.16	2.7%
Grant-VCAAA Caregiver Rec (3E)	6,655.00	25,182.29	(18,527.29)	-73.6%
Grant-VCAAA SS Line Rec (3B)	7,680.00	12,615.80	(4,935.80)	-39.1%
Grant - VCAAA OARR Legal	4,961.36	37,432.40	(32,471.04)	-86.7%
Grant - CDA Cal Grows	0.00	19,086.06	(19,086.06)	-100.0%
Contract-PICF-Falls	0.00	9,957.74	(9,957.74)	-100.0%
Grant-SCAN-Commty Rcbl	5,000.00	0.00	5,000.00	100.0%
Due Fr County-Property Tax	698,914.94	669,373.20	29,541.74	4.4%
TOTAL Current Assets	6,720,513.31	6,979,955.97	(259,442.66)	-3.7%
Fixed Assets				
Buildings & Improvements	3,188,100.36	3,188,100.36	0.00	0.0%
IS Equip	102,122.40	102,122.40	0.00	0.0%
Equipment & Furnishings	291,970.50	261,613.23	30,357.27	11.6%
Transportation Vehicles	346,066.64	308,170.59	37,896.05	12.3%
Accum Depreciation-Buildings	(2,343,498.02)	(2,228,498.06)	(114,999.96)	-5.2%
Accum Depreciation-IS Equip	(100,989.07)	(100,989.07)	0.00	0.0%
Accum Depreciation-Equip&Furn	(196,327.77)	(196,327.77)	0.00	0.0%
Accum Depreciation-Vehicles	(219,514.84)	(219,514.84)	0.00	0.0%
TOTAL Fixed Assets	1,067,930.20	1,114,676.84	(46,746.64)	-4.2%
Other Assets				
Prepaid Insurance	111,575.31	105,251.42	6,323.89	6.0%
Prepaid Workers Comp	(19,878.74)	(13,869.58)	(6,009.16)	-43.3%

	<u>August 2024</u>	<u>August 2023</u>	<u>\$</u> <u>Variance</u>	<u>%</u> <u>Variance</u>
Prepaid Other	19,144.45	411.15	18,733.30	4556.3%
Prepaid Postage	489.79	157.44	332.35	211.1%
Pre Paid Rental/Lease	2,432.70	1,897.00	535.70	28.2%
Deferred Outflows of Resources GASB 68	1,850,122.00	1,850,122.00	0.00	0.0%
Overfunded GASB 75	12,151.00	12,151.00	0.00	0.0%
Deferred Outflows of Resources GASB 75	487,135.00	487,135.00	0.00	0.0%
TOTAL Other Assets	2,463,171.51	2,443,255.43	19,916.08	0.8%
TOTAL ASSETS	10,251,615.02	10,537,888.24	(286,273.22)	-2.7%
LIABILITIES				
Current Liabilities				
Accounts Payable	18,241.25	47,761.72	(29,520.47)	-61.8%
Medical Premium Payable-Emp	(12.37)	(1,478.83)	1,466.46	99.2%
Accrued Vacation	94,185.82	103,576.83	(9,391.01)	-9.1%
Scholarships-Volunteer Expense	1,595.97	1,595.97	0.00	0.0%
Scholarships-Senior Services	5,567.78	5,607.78	(40.00)	-0.7%
Deferred Revenue	0.00	3,637.99	(3,637.99)	-100.0%
TOTAL Current Liabilities	119,578.45	160,701.46	(41,123.01)	-25.6%
Long-Term Liabilities				
Net Pension Liability GASB 68	671,170.00	2,171,170.00	(1,500,000.00)	-69.1%
Deferred Inflows of Resources GASB 68	161,022.00	161,022.00	0.00	0.0%
Deferred Inflows of Resources GASB 75	773,152.00	773,152.00	0.00	0.0%
TOTAL Long-Term Liabilities	1,605,344.00	3,105,344.00	(1,500,000.00)	-48.3%
TOTAL LIABILITIES	1,724,922.45	3,266,045.46	(1,541,123.01)	-47.2%
EQUITY				
Designated Reserves	2,999,201.22	2,999,201.22	0.00	0.0%
Retained Earnings	5,199,724.12	4,033,500.48	1,166,223.64	28.9%
Year-to-Date Earnings	327,767.23	239,141.08	88,626.15	37.1%
TOTAL EQUITY	8,526,692.57	7,271,842.78	1,254,849.79	17.3%
TOTAL LIABILITIES & EQUITY	10,251,615.02	10,537,888.24	(286,273.22)	-2.7%



**Camarillo Health Care District
Investment & Reserves Report**

**31-Aug-24
2024 - 2025**

LAIF & CLASS	8/31/2024	Interest Earned	Quick Ratio	Current Ratio
Vehicle Fleet Reserve	83,082	693		
Technology Reserve	167,216	1,394		
Project/Special Use Reserve	166,199	1,386		
Capital Improvement Reserve	553,997	4,620		
General Operating Reserve	1,122,689	9,363		
Undesignated - General Operating	2,074,348	17,444		
Total LAIF & CLASS	4,167,531	34,900	49.79	55.93

Five Star Bank

General Operating Fund - Five Star	667,587
Payroll - Five Star	700
Money Market Fund - Five Star	1,083,595
Total Five Star Bank	1,751,882

Mechanics Bank

Checking	0	0.00
Savings	9,954	0.30
Total Savings & CD's	9,954	0.30
Scholarships & Petty Cash Funds	9,299	
Ventura County Treasurer Pool	7,525	0
Total in interest earning accounts	5,946,191	46,584

Reserve Funds

	Minimum Target	6/30/2024 Balance	2024 Allocated	2024/2025 Interest	8/31/2024 Balance	Annual Funding Goal
Vehicle Fleet Reserve	75,000	82,389	0	693	83,082	5,000
Technology Reserve	150,000	165,822	0	1,394	167,216	5,000
Project/Special Use Reserve	150,000	164,813	0	1,386	166,199	5,000
Capital Improvement Reserve	500,000	549,377	0	4,620	553,997	10,000
General Operating Reserve	1,941,834	1,113,326	0	9,363	1,122,689	100,000
Reserves & Contingencies	2,816,834	2,075,727	0	17,456	2,093,183	125,000

Per California Government Code Section 53600 et. Seq., specifically section 53646 and section 53607, the attached investment report details all investment related activity in the current period. Camarillo Health Care District's (CHCD) investable funds are currently invested in California CLASS, LAIF, and the Ventura County Treasurer's Investment pool, and their individual investment transactions are not reportable under the Government code. That said, CHCD's investment policy has taken a prudent investment course, in compliance with the "Prudent Investor's Policy" designed to protect public funds.

Camarillo Health Care District

Statements of Activities

Year-to-Date Variance, August 2024 - current month, Consolidated by department

	2 Months Ended August 31, 2024	2 Months Ended August 31, 2024 Budget	Variance Fav/<Unf>	% Var
REVENUE				
Tax Revenue-Admin	698,912.40	582,427.00	116,485.40	20.0 %
Community Education	2,068.00	4,812.32	(2,744.32)	-57.0 %
Transportation Fees	1,275.00	2,720.00	(1,445.00)	-53.1 %
Transport Fees ADC	7,330.00	5,130.00	2,200.00	42.9 %
Sr Nutrition Home Delivered	3,516.55	5,565.00	(2,048.45)	-36.8 %
Contract-PICF-Falls	875.00	58.34	816.66	1399.8 %
ADC Fees	35,852.00	46,776.00	(10,924.00)	-23.4 %
Grant-VCAAA Caregiver Respite	3,020.00	6,666.66	(3,646.66)	-54.7 %
Grant - CDA Cal Grows	0.00	1,400.00	(1,400.00)	-100.0 %
Donations-Scholarship	0.00	433.34	(433.34)	-100.0 %
Sponsorship	0.00	133.34	(133.34)	-100.0 %
Healthy Attitude Advertising	0.00	666.66	(666.66)	-100.0 %
Interest Income	46,584.26	41,666.66	4,917.60	11.8 %
Facility Use Rental	0.00	160.00	(160.00)	-100.0 %
Facility Use-Lease	1,573.50	1,573.50	0.00	
Donations	155.00	83.34	71.66	86.0 %
Fischer Fund Distribution	0.00	25,000.00	(25,000.00)	-100.0 %
Grant-VCAAA-Sr Nutrition	32,786.00	34,122.16	(1,336.16)	-3.9 %
Grant- City of Cam CDBG VR	1,333.34	1,333.34	0.00	
Grant-VCAAA-SS Line	7,680.00	8,333.34	(653.34)	-7.8 %
TOTAL REVENUE	842,961.05	769,061.00	73,900.05	9.6 %
	842,961.05	769,061.00	73,900.05	9.6 %
	842,961.05	769,061.00	73,900.05	9.6 %
EXPENSES				
Salaries	228,631.47	350,582.68	121,951.21	34.8 %
Payroll Taxes	19,725.97	27,454.34	7,728.37	28.1 %
Bene-Employer Expense to PERS Health	33,577.79	60,859.64	27,281.85	44.8 %
Bene-Employer Expense to PERS pension	19,792.27	29,432.34	9,640.07	32.8 %
Benefits - Workers Comp	3,274.69	5,661.48	2,386.79	42.2 %
Benefits - Life/ADD	5,602.33	5,862.66	260.33	4.4 %
Benefits-OPEB (Retiree)	16,197.09	16,319.18	122.09	0.7 %
PERS Retirement UAL	5,747.50	21,754.66	16,007.16	73.6 %

	<i>2 Months Ended August 31, 2024</i>	<i>2 Months Ended August 31, 2024 Budget</i>	<i>Variance Fav/<Unf></i>	<i>% Var</i>
Audit Fees	10,000.00	3,333.34	(6,666.66)	-200.0 %
Partnership Initiatives	0.00	166.66	166.66	100.0 %
Legal Fees	8,135.50	11,000.00	2,864.50	26.0 %
Contractors-Operations	12,370.26	20,735.16	8,364.90	40.3 %
Contractors Facilities	6,108.90	7,621.48	1,512.58	19.8 %
Instructor Agreement Fees	570.50	1,339.34	768.84	57.4 %
Community/Staff Outreach	297.27	2,241.66	1,944.39	86.7 %
Dues/Subscriptions	13,572.71	7,493.32	(6,079.39)	-81.1 %
Continuing Education-Trustee	4,191.43	2,412.16	(1,779.27)	-73.8 %
Continuing Education-Staff	2,353.60	10,994.34	8,640.74	78.6 %
Board Stipend/Costs	1,260.00	2,170.00	910.00	41.9 %
Emerging Community Opportunities	0.00	16,666.66	16,666.66	100.0 %
Election Costs	0.00	7,500.00	7,500.00	100.0 %
LAFCO Assessments	3,077.00	512.84	(2,564.16)	-500.0 %
Mileage	904.88	1,982.00	1,077.12	54.3 %
Program Matls/Activities	853.02	3,964.68	3,111.66	78.5 %
Gas & Oil	2,616.05	4,586.66	1,970.61	43.0 %
Fleet Maintenance	4,144.72	5,063.34	918.62	18.1 %
Minor Equipment	10,950.13	4,014.50	(6,935.63)	-172.8 %
Supplies	2,495.63	8,474.48	5,978.85	70.6 %
Postage	185.57	7,345.50	7,159.93	97.5 %
Advertising & Promotion	362.45	5,625.00	5,262.55	93.6 %
Refunds	35.00	241.66	206.66	85.5 %
Printing	4,099.10	16,929.18	12,830.08	75.8 %
Repairs & Maintenance	6,382.81	5,054.68	(1,328.13)	-26.3 %
Association Fees	12,144.00	12,162.18	18.18	0.1 %
Insurance	18,162.59	18,055.66	(106.93)	-0.6 %
Storage Rent/Equip Lease	1,317.71	1,520.16	202.45	13.3 %
Telephone	4,133.78	4,960.02	826.24	16.7 %
IT Services	22,132.18	12,333.34	(9,798.84)	-79.5 %
Utilities	9,856.87	7,000.00	(2,856.87)	-40.8 %
Licenses & Fees	480.00	1,308.32	828.32	63.3 %
Bank & Credit Card Charges	484.39	200.00	(284.39)	-142.2 %
TOTAL EXPENSES	496,227.16	732,935.30	236,708.14	32.3 %
OPERATING RESULTS	346,733.89	36,125.70	310,608.19	859.8 %
OTHER INCOME & EXPENSE				
Grant - CCLTSS	0.00	1,904.84	(1,904.84)	-100.0 %
Other Income -Administration	200.00	1,679.34	(1,479.34)	-88.1 %
Depreciation Expense	(19,166.66)	(20,000.00)	833.34	4.2 %
TOTAL OTHER INCOME & EXPENSE	(18,966.66)	(16,415.82)	(2,550.84)	-15.5 %
AFTER OTHER INCOME & EXPENSE	327,767.23	19,709.88	308,057.35	1563.0 %

	<i>2 Months Ended August 31, 2024</i>	<i>2 Months Ended August 31, 2024 Budget</i>	<i>Variance Fav/<Unf></i>	<i>% Var</i>
NET RESULTS	327,767.23	19,709.88	308,057.35	1563.0 %

Camarillo Health Care District

Statements of Activities

Year-to-Date Only, August 2024 - current month, August 2023 - 12 months back, Consolidated by department

	<i>2 Months Ended August 31, 2024</i>	<i>2 Months Ended August 31, 2023</i>	<i>Variance Fav/<Unf></i>	<i>% Var</i>
REVENUE				
Tax Revenue-Admin	698,912.40	669,373.20	29,539.20	4.4 %
Community Education	2,068.00	2,030.00	38.00	1.9 %
Transportation Fees	1,275.00	1,080.00	195.00	18.1 %
Transport Fees ADC	7,330.00	6,076.00	1,254.00	20.6 %
Sr Nutrition Home Delivered	3,516.55	5,218.39	(1,701.84)	-32.6 %
Contract-PICF-Falls	875.00	3,590.96	(2,715.96)	-75.6 %
ADC Fees	35,852.00	30,780.00	5,072.00	16.5 %
Grant-VCAAA Caregiver Respite	3,020.00	4,653.19	(1,633.19)	-35.1 %
Grant - AAA OARR Legal	0.00	37,432.40	(37,432.40)	-100.0 %
Grant - CDA Cal Grows	0.00	2,450.40	(2,450.40)	-100.0 %
Donations-Scholarship	0.00	50.00	(50.00)	-100.0 %
Interest Income	46,584.26	40,055.15	6,529.11	16.3 %
Facility Use Rental	0.00	1,156.00	(1,156.00)	-100.0 %
Facility Use-Lease	1,573.50	1,629.50	(56.00)	-3.4 %
Donations	155.00	0.00	155.00	
Grant-VCAAA-Sr Nutrition	32,786.00	26,773.72	6,012.28	22.5 %
Grant -City of Cam-CDBG CV3	0.00	8,333.34	(8,333.34)	-100.0 %
Grant- City of Cam CDBG VR	1,333.34	1,000.00	333.34	33.3 %
Grant-VCAAA-SS Line	7,680.00	7,526.68	153.32	2.0 %
TOTAL REVENUE	842,961.05	849,208.93	(6,247.88)	-0.7 %
	842,961.05	849,208.93	(6,247.88)	-0.7 %
	842,961.05	849,208.93	(6,247.88)	-0.7 %
EXPENSES				
Salaries	228,631.47	216,965.01	(11,666.46)	-5.4 %
Payroll Taxes	19,725.97	18,988.81	(737.16)	-3.9 %
Bene-Employer Expense to PERS Health	33,577.79	36,417.67	2,839.88	7.8 %
Bene-Employer Expense to PERS pension	19,792.27	18,521.50	(1,270.77)	-6.9 %
Benefits - Workers Comp	3,274.69	3,763.30	488.61	13.0 %
Benefits - Life/ADD	5,602.33	5,417.61	(184.72)	-3.4 %
Benefits-OPEB (Retiree)	16,197.09	12,724.14	(3,472.95)	-27.3 %
PERS Retirement UAL	5,747.50	92,624.00	86,876.50	93.8 %
Audit Fees	10,000.00	0.00	(10,000.00)	
Legal Fees	8,135.50	3,181.54	(4,953.96)	-155.7 %
Contractors-Operations	12,370.26	15,291.02	2,920.76	19.1 %

	<i>2 Months Ended August 31, 2024</i>	<i>2 Months Ended August 31, 2023</i>	<i>Variance Fav/<Unf></i>	<i>% Var</i>
Contractors Facilities	6,108.90	6,042.30	(66.60)	-1.1 %
Contractors - Grants	0.00	10,800.00	10,800.00	100.0 %
Instructor Agreement Fees	570.50	0.00	(570.50)	
Community/Staff Outreach	297.27	926.00	628.73	67.9 %
Dues/Subscriptions	13,572.71	22,536.09	8,963.38	39.8 %
Continuing Education-Trustee	4,191.43	4,349.24	157.81	3.6 %
Continuing Education-Staff	2,353.60	8,728.93	6,375.33	73.0 %
Board Stipend/Costs	1,260.00	700.00	(560.00)	-80.0 %
LAFCO Assessments	3,077.00	2,535.00	(542.00)	-21.4 %
Mileage	904.88	1,522.05	617.17	40.5 %
Program Matls/Activities	853.02	2,203.28	1,350.26	61.3 %
Gas & Oil	2,616.05	3,043.21	427.16	14.0 %
Fleet Maintenance	4,144.72	4,902.07	757.35	15.4 %
Minor Equipment	10,950.13	5,170.24	(5,779.89)	-111.8 %
Supplies	2,495.63	2,215.70	(279.93)	-12.6 %
Postage	185.57	11,009.69	10,824.12	98.3 %
Advertising & Promotion	362.45	2,123.30	1,760.85	82.9 %
Refunds	35.00	351.00	316.00	90.0 %
Printing	4,099.10	19,949.61	15,850.51	79.5 %
Repairs & Maintenance	6,382.81	4,368.78	(2,014.03)	-46.1 %
Association Fees	12,144.00	11,924.00	(220.00)	-1.8 %
Insurance	18,162.59	17,095.64	(1,066.95)	-6.2 %
Storage Rent/Equip Lease	1,317.71	1,584.37	266.66	16.8 %
Telephone	4,133.78	3,542.90	(590.88)	-16.7 %
IT Services	22,132.18	11,750.45	(10,381.73)	-88.4 %
Utilities	9,856.87	7,987.02	(1,869.85)	-23.4 %
Licenses & Fees	480.00	5.10	(474.90)	-9311.8 %
Bank & Credit Card Charges	484.39	220.62	(263.77)	-119.6 %
TOTAL EXPENSES	496,227.16	591,481.19	95,254.03	16.1 %
OPERATING RESULTS	346,733.89	257,727.74	89,006.15	34.5 %
OTHER INCOME & EXPENSE				
Other Income -Administration	200.00	580.00	(380.00)	-65.5 %
Depreciation Expense	(19,166.66)	(19,166.66)	0.00	
TOTAL OTHER INCOME & EXPENSE	(18,966.66)	(18,586.66)	(380.00)	-2.0 %
AFTER OTHER INCOME & EXPENSE	327,767.23	239,141.08	88,626.15	37.1 %
NET RESULTS	327,767.23	239,141.08	88,626.15	37.1 %

Camarillo Health Care District

Statements of Activities

Year-to-Date Performance, August 2024 - current month, Consolidated by department

	<i>2 Months Ended August 31, 2024</i>	<i>Annual Budget</i>	<i>Unused</i>	<i>% Used</i>
REVENUE				
Tax Revenue-Admin	698,912.40	3,494,562.00	2,795,649.60	20.0 %
Community Education	2,068.00	28,874.00	26,806.00	7.2 %
Transportation Fees	1,275.00	16,320.00	15,045.00	7.8 %
Transport Fees ADC	7,330.00	30,780.00	23,450.00	23.8 %
Sr Nutrition Home Delivered	3,516.55	33,390.00	29,873.45	10.5 %
Contract-PICF-Falls	875.00	350.00	(525.00)	250.0 %
ADC Fees	35,852.00	280,656.00	244,804.00	12.8 %
Grant-VCAAA Caregiver Respite	3,020.00	40,000.00	36,980.00	7.5 %
Grant - CDA Cal Grows	0.00	8,400.00	8,400.00	
Donations-Scholarship	0.00	2,600.00	2,600.00	
Sponsorship	0.00	800.00	800.00	
Healthy Attitude Advertising	0.00	4,000.00	4,000.00	
Interest Income	46,584.26	250,000.00	203,415.74	18.6 %
Facility Use Rental	0.00	960.00	960.00	
Facility Use-Lease	1,573.50	9,441.00	7,867.50	16.7 %
Donations	155.00	500.00	345.00	31.0 %
Fischer Fund Distribution	0.00	150,000.00	150,000.00	
Grant-VCAAA-Sr Nutrition	32,786.00	204,733.00	171,947.00	16.0 %
Grant- City of Cam CDBG VR	1,333.34	8,000.00	6,666.66	16.7 %
Grant-VCAAA-SS Line	7,680.00	50,000.00	42,320.00	15.4 %
TOTAL REVENUE	842,961.05	4,614,366.00	3,771,404.95	18.3 %
	842,961.05	4,614,366.00	3,771,404.95	18.3 %
	842,961.05	4,614,366.00	3,771,404.95	18.3 %
EXPENSES				
Salaries	228,631.47	2,103,496.00	1,874,864.53	10.9 %
Payroll Taxes	19,725.97	164,726.00	145,000.03	12.0 %
Bene-Employer Expense to PERS Health	33,577.79	365,158.00	331,580.21	9.2 %
Bene-Employer Expense to PERS pension	19,792.27	176,594.00	156,801.73	11.2 %
Benefits - Workers Comp	3,274.69	33,969.00	30,694.31	9.6 %
Benefits - Life/ADD	5,602.33	35,176.00	29,573.67	15.9 %
Benefits-OPEB (Retiree)	16,197.09	97,915.00	81,717.91	16.5 %
PERS Retirement UAL	5,747.50	130,528.00	124,780.50	4.4 %

	<i>2 Months Ended August 31, 2024</i>	<i>Annual Budget</i>	<i>Unused</i>	<i>% Used</i>
Audit Fees	10,000.00	20,000.00	10,000.00	50.0 %
Partnership Initiatives	0.00	1,000.00	1,000.00	
Legal Fees	8,135.50	66,000.00	57,864.50	12.3 %
Contractors-Operations	12,370.26	124,411.00	112,040.74	9.9 %
Contractors Facilities	6,108.90	45,729.00	39,620.10	13.4 %
Instructor Agreement Fees	570.50	8,036.00	7,465.50	7.1 %
Community/Staff Outreach	297.27	13,450.00	13,152.73	2.2 %
Dues/Subscriptions	13,572.71	44,960.00	31,387.29	30.2 %
Continuing Education-Trustee	4,191.43	14,473.00	10,281.57	29.0 %
Continuing Education-Staff	2,353.60	65,966.00	63,612.40	3.6 %
Board Stipend/Costs	1,260.00	13,020.00	11,760.00	9.7 %
Emerging Community Opportunities	0.00	100,000.00	100,000.00	
Election Costs	0.00	45,000.00	45,000.00	
LAFCO Assessments	3,077.00	3,077.00	0.00	100.0 %
Mileage	904.88	11,892.00	10,987.12	7.6 %
Program Matls/Activities	853.02	23,788.00	22,934.98	3.6 %
Gas & Oil	2,616.05	27,520.00	24,903.95	9.5 %
Fleet Maintenance	4,144.72	30,380.00	26,235.28	13.6 %
Minor Equipment	10,950.13	24,087.00	13,136.87	45.5 %
Supplies	2,495.63	50,847.00	48,351.37	4.9 %
Postage	185.57	44,073.00	43,887.43	0.4 %
Advertising & Promotion	362.45	33,750.00	33,387.55	1.1 %
Refunds	35.00	1,450.00	1,415.00	2.4 %
Printing	4,099.10	101,575.00	97,475.90	4.0 %
Repairs & Maintenance	6,382.81	30,328.00	23,945.19	21.0 %
Association Fees	12,144.00	72,973.00	60,829.00	16.6 %
Insurance	18,162.59	108,334.00	90,171.41	16.8 %
Storage Rent/Equip Lease	1,317.71	9,121.00	7,803.29	14.4 %
Telephone	4,133.78	29,760.00	25,626.22	13.9 %
IT Services	22,132.18	74,000.00	51,867.82	29.9 %
Utilities	9,856.87	42,000.00	32,143.13	23.5 %
Licenses & Fees	480.00	7,850.00	7,370.00	6.1 %
Bank & Credit Card Charges	484.39	1,200.00	715.61	40.4 %
TOTAL EXPENSES	496,227.16	4,397,612.00	3,901,384.84	11.3 %
OPERATING RESULTS	346,733.89	216,754.00	(129,979.89)	160.0 %
OTHER INCOME & EXPENSE				
Grant - CCLTSS	0.00	11,429.00	11,429.00	
Other Income -Administration	200.00	10,076.00	9,876.00	2.0 %
Depreciation Expense	(19,166.66)	(120,000.00)	(100,833.34)	16.0 %
TOTAL OTHER INCOME & EXPENSE	(18,966.66)	(98,495.00)	(79,528.34)	19.3 %
AFTER OTHER INCOME & EXPENSE	327,767.23	118,259.00	(209,508.23)	277.2 %

	<i>2 Months Ended August 31, 2024</i>	<i>Annual Budget</i>	<i>Unused</i>	<i>% Used</i>
NET RESULTS	327,767.23	118,259.00	(209,508.23)	277.2 %

Tax Revenue Analysis

1	A	H		I	J	K		L	M		N		O		P	Q		R	S
		Fiscal Year 2024-25	\$ Received			% to Budget	\$ Received		% to Budget	Fiscal Year 2023-24	\$ Received	% to Budget	Fiscal Year 2022-23	\$ Received		% to Budget	Fiscal Year 21-22		
2		113,486.32	3.25%	113,486.32	4.09%	116,408.30	3.67%	116,408.30	65,989.87	2.08%	87,329.27	2.89%	87,329.27	2.89%					
3		29,433.17	4.09%	142,919.49	4.09%	0.00	3.67%	116,408.30	12,801.31	2.48%	0.00	3.19%	87,329.27	3.19%					
4	Jul		4.09%	142,919.49	4.09%	0.00	3.67%	116,408.30	16,320.31	2.99%	0.00	3.58%	98,074.43	3.58%					
5	Aug		4.09%	142,919.49	4.09%	0.00	3.67%	116,408.30	47,707.46	4.50%	52,882.57	5.67%	155,467.32	5.67%					
6	Sep		4.09%	142,919.49	4.09%	1,766,295.06	59.28%	116,408.30	1,882,703.36	56.62%	1,674,903.64	66.76%	1,830,370.96	66.76%					
7	Oct		4.09%	142,919.49	4.09%	155,372.94	64.18%	116,408.30	193,223.80	62.71%	37,752.82	68.14%	1,868,103.78	68.14%					
8	Nov		4.09%	142,919.49	4.09%	28,271.45	65.07%	116,408.30	0.00	62.71%	0.00	68.14%	1,868,103.78	68.14%					
9	Dec		4.09%	142,919.49	4.09%	7,586.29	65.30%	116,408.30	667.75	62.73%	12,402.60	68.59%	1,880,506.38	68.59%					
10	Jan		4.09%	142,919.49	4.09%	1,318,844.94	106.83%	116,408.30	1,250,890.89	102.11%	1,165,534.21	111.10%	3,046,040.59	111.10%					
11	Feb		4.09%	142,919.49	4.09%	12,961.45	107.24%	116,408.30	85,216.56	104.80%	27,987.55	112.12%	3,074,028.14	112.12%					
12	Mar		4.09%	142,919.49	4.09%	82,933.21	109.85%	116,408.30	6,960.07	105.02%	39,063.68	113.55%	3,113,091.82	113.55%					
13	Apr		4.09%	142,919.49	4.09%														
14	May		4.09%	142,919.49	4.09%														
15	Jun		4.09%	142,919.49	4.09%														
16																			
17		Approved				Approved			Approved		Approved		Approved		Approved		Approved		
18		Budget	3,494,562.00			Budget	3,346,866.00		Budget	3,175,793.00	Budget	3,020,034.00		Budget					
19	Over (Under) Budget		(3,351,642.51)				141,808			159,343		26,006.59							

SECTION 9

BOARD ACTION ITEM 9-A

HEALTHY CAMARILLO INITIATIVE MOU

**Camarillo Health Care District
STAFF REPORT / AGENDA REPORT**

TO: Board Of Directors
FROM: Kara Ralston, Chief Executive Officer
DATE: September 26, 2024
Re: Consideration and approval to authorize Board Chair, or designee, to sign “Healthy Camarillo Initiative” Memorandum of Understanding between the Camarillo Health Care District, the Pleasant Valley Recreation and Park District and the City of Camarillo

SUMMARY

The District has been invited to take part in a community-wide wellness initiative in Camarillo titled “Healthy Camarillo”, with a primary goal of improving overall well-being and quality of life for Camarillo and surrounding area residents, through collaborative efforts.

BACKGROUND

The “Healthy Camarillo” initiative was introduced at the City of Camarillo 2020/21 Strategic Planning session by City of Camarillo Councilmembers Tony Trembley and Charlotte Craven (ret.). The objective was to explore the feasibility of a community wellness initiative and they began holding a series of informal group meetings with staff from the Camarillo Health Care District (District) and several local health professionals. As the concept took shape, the Pleasant Valley Recreation and Park District (PVRPD) was invited to join the discussion.

Recognizing the value of broad collaboration, the group acknowledged several potential partnerships within the Camarillo community, including healthcare providers, hospitals, nutrition and food-based nonprofits, for-profit organizations, and fitness providers.

By mid-2022, discussions within the group began to focus on significant health priorities as outlined in the 2022 Community Health Needs Assessment (CHNA) developed by the Ventura County Community Health Improvement Collaborative (VCCHIC), of which the District is a charter member. Those identified significant health priorities have now led to the concept of Healthy Camarillo, with a focus on how those priorities might apply to the service areas of the Parties, and what could be done collaboratively to effect positive change for health and wellness.

In 2023, the District Board of Directors established a Healthy Camarillo Committee to assist in studying the potential of this concept, and that committee began meeting with the Healthy Camarillo Ad Hoc Committee comprised of the Camarillo Health Care District, Pleasant Valley Recreation & Park District, and the City of Camarillo. This collaboration between the three entities has yielded the Memorandum of Understanding (MOU) presented today.

If this conceptual MOU is approved, a core working group consisting of representatives from each agency would be convened to discuss such task as goals and objectives, logistical and operational considerations, marketing and unified branding, and similar startup tasks.

The ultimate goal of the initiative is in alignment with the mission and vision of the District of *“promoting community health through service, education, and empowerment”* and *“to transform lives through inspiration and innovation”*. As a leader in community and population health, this collaborative presents an important opportunity to exponentially transform lives.

FISCAL IMPACT

There is no fiscal impact as a result of this action.

RECOMMENDATION

It is recommended the Board authorize joining in the Healthy Camarillo MOU between Camarillo Health Care District, Pleasant Valley Recreation and Park District, and City of Camarillo.

Memorandum of Understanding Healthy Camarillo

This Memorandum of Understanding (“MOU”) is effective upon the date of signature by all parties, and is between the City of Camarillo, a California general law municipal corporation (City), Camarillo Health Care District, a California independent special district-(CHCD), and Pleasant Valley Recreation & Park District, a California independent special district- (PVRPD) and referred to collectively as “Parties”.

Recitals

1. The Parties to this Memorandum of Understanding (MOU) recognize the importance of collaboration in addressing the health priorities of the residents of the City of Camarillo as identified in the 2022 Ventura County Community Health Needs Assessment (VCCHNA). ~~This MOU intends to combine the resources and expertise of the City of Camarillo, Camarillo Health Care District, and Pleasant Valley Recreation & Park District to improve health outcomes for the communities served by the Parties (“Community”).~~

2. The purpose of this MOU is to combine the Parties’ resources and expertise and formalize the partnership between the City of Camarillo, the Camarillo Health Care District, and the Pleasant Valley Recreation & Park District. These entities aim to address the identified health priorities in the VCCHNA and improve the overall health and well-being of the Community.

Now therefore, the Parties to this MOU agree as follows:

Section 1. Community Health Priorities: The Parties agree that the identified Community Health Priorities are as follows:

- Mental health and substance abuse across all age groups.
- Prevention of chronic health conditions by promoting healthy lifestyles.
- Advancing equitable access to healthcare for underserved populations.

Section 2. Commitment to Resources: Parties agree to identify resources to support community health initiatives. This may include exploring grants, partnerships, and sponsorship opportunities to support program development and implementation. ~~No Party is obligated to expend funds and any use of staff time is at the sole discretion of each Party.~~

Section 3. Program Development and Implementation: The Parties agree to work together to develop programs and initiatives targeting the identified health priorities.

Section 4. Identification of Program Costs: The Parties agree to identify costs associated with developing and implementing any identified health programs and initiatives. This includes but is not limited to staffing, materials, facilities, and marketing expenses. No Party is obligated to expend funds or use staff time under this MOU.

Section 5. Coordination of Marketing Activities: The Parties will coordinate and develop marketing activities to promote health programs and initiatives to the community. This coordinated effort may include the creation of unified branding, advertising, social media outreach, and community engagement events.

Section 6. Establishment of Governance Structures: The Parties agree to work together to develop the best governance structure for Healthy Camarillo. This includes exploring models for collaboration, decision-making processes, and creating stakeholder engagement mechanisms. These efforts aim to ensure effective coordination and oversight of health programs and initiatives.

Section 7. Term. This MOU shall commence upon the date of signature by all Parties and shall remain in effect for a period of three (3) years unless terminated by any Party with 30 days written notice to the others. This Agreement may also be extended by mutual agreement of the Parties.

Section 8. Mutual Indemnification and Hold Harmless. Each Party to the MOU shall indemnify, defend, protect, hold harmless, and release the other Parties, its officers, agents, and employees, from and against any and all claims, loss, proceedings, damages, causes of action, liability, costs, or expense (including attorneys' fees and witness costs) arising from or in connection with this MOU, or caused by any act, omission, or negligence of such indemnifying Party or its agents, employees, contractors, subcontractors, or invitees related to this MOU. This indemnification obligation shall not be limited in any way by any limitation on the amount or type of damages or compensation payable to or for the indemnifying Party or Parties under workers' compensation acts, disability benefit acts, or other employee benefit acts. This indemnity provision survives the Agreement.

Section 9. Miscellaneous Provisions:

9.1 **Notices.** All notices required by this MOU will be deemed given when in writing and delivered personally or deposited in the United States mail, postage prepaid, return receipt requested, addressed to the other Party at the address set forth below:

To City of Camarillo
601 Carmen Drive
Camarillo, CA 93010

To Camarillo Health Care District
3639 E. Las Posas Road, Suite 117
Camarillo, CA 93010

To Pleasant Valley Recreation & Park District
1605 E. Burnley Street
Camarillo, CA 93010

The address to which any notice, demand, or other writing may be given or made or sent to any Party as above provided may be changed by written notice given by that Party as above provided.

9.2 **Governing Law.** This MOU has been made in the State of California and shall be construed under California Law. Any legal action regarding the MOU shall be in the venue of Superior Court in the County of Ventura, California.

9.3 **Assignment.** The Parties may not assign this MOU or the rights and obligations hereunder without the specific written consent of the others.

9.4 **Entire Agreement.** This document represents the MOU between the Parties with respect to the subject matter hereof. All prior negotiations and written and/or oral agreements between the Parties with respect to the subject matter of this MOU are merged into this MOU.

9.5 **Amendments.** This MOU may be modified in writing only, signed by the Parties.

9.6 **Counterparts.** This MOU may be executed in one or more counterparts, each of which shall be deemed to be an original, but all of which together shall constitute one and the same instrument.

9.7 **Survival.** The obligations of this MOU, which by their nature would continue beyond the termination of the MOU shall survive termination of this MOU.

9.8 **Severability.** If any provision of this MOU is found by a court of competent jurisdiction to be void, invalid or unenforceable, the same will either be reformed to comply with applicable law or stricken if not so comfortable, so as not to affect the validity or enforceability of this MOU.

9.9 **Waiver.** No delay or failure to require performance of any provision of this MOU shall constitute a waiver of that provision as to that or any other instance. Any waiver granted by a Party must be in writing and shall apply to the specific instance expressly stated.

IN WITNESS WHEREOF, the Parties have caused this MOU to be executed by their respective governing officials duly authorized by their respective legislative bodies.

CITY OF CAMARILLO

Tony Trembley, Mayor
DATE:

CAMARILLO HEALTH CARE DISTRICT

Designee
DATE:

**PLEASANT VALLEY RECREATION AND
PARK DISTRICT**

Mark Malloy, Board Chair

DATE:

SECTION 9

BOARD ACTION ITEM 9-B

**DISCLOSURE OF REIMBURSEMENT REPORT
FOR FISCAL YEAR 2023/2024**

Camarillo Health Care District

POLICY MANUAL

POLICY TITLE: Disclosure of Reimbursement Policy

POLICY NUMBER: 1120

1120.1 This policy is established to provide for the process for the annual disclosure report of employee and director reimbursements consistent with the provisions of California Government Code §53065.5.

1120.2 By no later than October 1st after the end of each fiscal year, the Chief Executive Officer will submit a detailed report to the Board of Directors, that discloses any reimbursement paid to any employee or member of the Board of Directors, by the District, within the immediately preceding fiscal year, of at least one hundred dollars (\$100), for each individual charge for service or product received.

1120.3 "Individual charge" includes, but is not limited to, one meal, lodging for one day, transportation, or a registration fee paid to any one employee or member of the Board of Directors of the District.

1120.4 This report shall be made available for public inspection following ratification, and can also be obtained by contacting the District.



**Annual Disclosure Report
2023-2024**

<u>Name</u>	<u>Date</u>	<u>Amount</u>	<u>Reason</u>
Barker, Blair	03/03/2023	\$420.00	Certified Case Manager Exam

SECTION 9

BOARD ACTION ITEM 9-C

**DISTRICT RESOLUTION 24-09
ADOPTING THE 2025 REGULAR BOARD MEETING CALENDAR**



RESOLUTION NO. 24-09

Adopt the 2025 Regular Board Meeting Calendar

Resolution of the Board of Directors
Camarillo Health Care District
Ventura County, California

WHEREAS, Camarillo Health Care District holds its Regular Board of Directors meetings on the fourth Thursday of each month at 11:30 a.m., with the following exceptions: June will calendar two meetings for budget process; August and September will meet on the third Thursday; November will meet on the third Thursday at 8:30 a.m.;

WHEREAS, pursuant to District By-laws, Article IV, Section 1; *"REGULAR BOARD MEETINGS: A minimum of ten (10) regular Board meetings per year shall be held at a time and place to be fixed by resolution. The Board may, from time to time, by resolution, change the time and place of such meetings."*;

THEREFORE, BE IT RESOLVED, that the Board of Directors adopts the following Board Meeting Schedule:

Thursday: January 23, 2025, 11:30 a.m.
February 27, 2025, 11:30 a.m.
March 27, 2025, 11:30 a.m.
April 24, 2025, 11:30 a.m.
May 22, 2025, 11:30 a.m.
June 5, 2025, 11:30 a.m. (Budget)
June 26, 2025, 11:30 a.m. (optional)
July 2025 - Dark
August 21, 2025, 11:30 a.m.
September 18, 2025, 11:30 a.m.
October 23, 2025, 11:30 a.m.
November 20, 2025, 8:30 a.m. (Annual Board Leadership and Education)
December 2025 – Dark

ADOPTED, SIGNED AND APPROVED this 26th day of September 2024.

Thomas Doria, MD, President
Board of Directors

Attest: _____
Paula Feinberg, Clerk of the Board
Board of Directors

STATE OF CALIFORNIA)

COUNTY OF VENTURA) ss

I, **Paula Feinberg**, Board of Directors of the Camarillo Health Care District **DO HEREBY CERTIFY** that the foregoing Resolution 24-09 was duly adopted by the Board of Directors of said District at a Regular Meeting held on the 26th day of September 2024, and it was adopted by the following vote:

AYES: _____

NAYS: _____

ABSENT: _____

ABSTAIN _____

Paula Feinberg, Clerk of the Board
Board of Directors
Camarillo Health Care District



2025 Board Meeting Calendar

January 23, 2025, 11:30 a.m.

February 27, 2025, 11:30 a.m.

March 27, 2025, 11:30 a.m.

April 24, 2025, 11:30 a.m.

May 22, 2025, 11:30 a.m.

June 5, 2025, 11:30 a.m. (Budget)

June 26, 2025, 11:30 a.m. (Optional)

July - Dark

August 21, 2025, 11:30 a.m.

September 18, 2025, 11:30 a.m.

October 23, 2025, 11:30 a.m.

November 20, 2025, 8:30 a.m.
(Annual Board Leadership and Education)

December - Dark

January

S	M	T	W	T	F	S
			1	2	3	4
5	6	7	8	9	10	11
12	13	14	15	16	17	18
19	20	21	22	23	24	25
26	27	28	29	30	31	
			23	Fin Com 10 AM		

February

S	M	T	W	T	F	S
						1
2	3	4	5	6	7	8
9	10	11	12	13	14	15
16	17	18	19	20	21	22
23	24	25	26	27	28	

March

S	M	T	W	T	F	S
						1
2	3	4	5	6	7	8
9	10	11	12	13	14	15
16	17	18	19	20	21	22
23	24	25	26	27	28	29
30	31					

April

S	M	T	W	T	F	S
		1	2	3	4	5
6	7	8	9	10	11	12
13	14	15	16	17	18	19
20	21	22	23	24	25	26
27	28	29	30	24	Fin Com 10 AM	

May

S	M	T	W	T	F	S
				1	2	3
4	5	6	7	8	9	10
11	12	13	14	15	16	17
18	19	20	21	22	23	24
25	26	27	28	29	30	31

June

S	M	T	W	T	F	S
1	2	3	4	5	6	7
8	9	10	11	12	13	14
15	16	17	18	19	20	21
22	23	24	25	26	27	28
29	30					

July

S	M	T	W	T	F	S
		1	2	3	4	5
6	7	8		11	12	
13	14			18	19	
20	21		23	24	25	26
27	28	29	30	31		

DARK

August

S	M	T	W	T	F	S
					1	2
3	4	5	6	7	8	9
10	11	12	13	14	15	16
17	18	19	20	21	22	23
24	25	26	27	28	29	30
31				21	Fin Com 10 AM	

September

S	M	T	W	T	F	S
	1	2	3	4	5	6
7	8	9	10	11	12	13
14	15	16	17	18	19	20
21	22	23	24	25	26	27
28	29	30				

October

S	M	T	W	T	F	S
			1	2	3	4
5	6	7	8	9	10	11
12	13	14	15	16	17	18
19	20	21	22	23	24	25
26	27	28	29	30	31	
			23	Fin Com 10 AM		

November

S	M	T	W	T	F	S
						1
2	3	4	5	6	7	8
9	10	11	12	13	14	15
16	17	18	19	20	21	22
23	24	25	26	27	28	29
30						

December

S	M	T	W	T	F	S
	1	2	3	4	5	6
7	8	9			12	13
14	15	16			19	20
21	22	23	24	25	26	27
28	29	30	31			

DARK

Executive Committee Meeting

Board Meeting

Finance Committee Meeting

Association Annual Meetings

2025 Board and Committee Meeting Calendar

Board Meetings	Executive Committee Meetings
January 23, 2025 – 11:30 a.m.	January 13, 2025 – 12:30 p.m.
February 27, 2025 – 11:30 a.m.	February 18, 2025 – 12:30 p.m.
March 27, 2025 – 11:30 a.m.	March 17, 2025 – 12:30 p.m.
April 24, 2025 – 11:30 a.m.	April 14, 2025 – 12:30 p.m.
May 22, 2025 – 11:30 a.m.	May 12, 2025 – 12:30 p.m.
June 5, 2025 – 11:30 a.m. Budget Presentation	June 16, 2025 – 12:30 p.m. (If Needed)
June 26, 2025 – 11:30 a.m. – 2 nd Reading (If Needed)	July 2025 - Dark
July 2025 - Dark	August 11, 2025 – 12:30 p.m.
August 21, 2025 – 11:30 a.m.	September 8, 2025 – 12:30 p.m.
September 18, 2025 – 11:30 a.m.	October 13, 2025 – 12:30 p.m.
October 23, 2025 – 11:30 a.m.	November 10, 2025 – 12:30 p.m.
November 20, 2025 – 8:30 a.m. (Annual Board Leadership)	December 2025– Dark
December 2025 – Dark	
Special Events	Finance/Investment Committee Meetings
Aug 25-28, 2025 – CSDA Annual Conference – Monterey	January 23, 2025 – 10:00 a.m.
Sept 24-26, 2025 – ACHD Annual Conference – San Diego	April 24, 2025 – 10:00 a.m.
	August 21, 2025 – 10:00 a.m.
	October 23, 2025 – 10:00 a.m.

SECTION 11

REPORTS

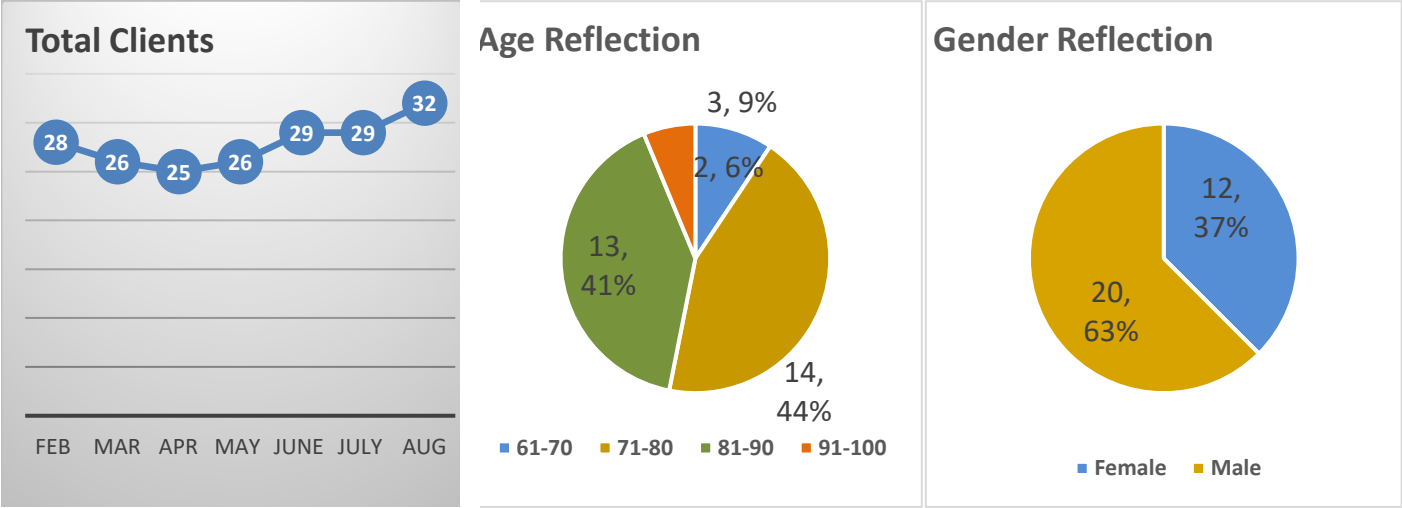
MEMORANDUM

DATE: August 31, 2024
TO: Kara Ralston, Chief Executive Officer
FROM: Mary Ann Ratto, Adult Day Center Director
SUBJECT: *August 2024 Monthly Report*

PROGRAM DESCRIPTION

Since 1983, Camarillo Health Care District has operated a state-licensed Adult Day Center for adults (age 18 and over) with cognitive impairment and other special needs. With intentional thoughts, the Adult Day Center provides a compassionate and dynamic environment where persons with functional and cognitive disabilities can participate in meaningful activities, allowing them to remain as independent as possible with dignity, respect, and honor. Participants enjoy a variety of scheduled activities modified and designed to promote self-esteem, endurance, and engagement. Customized schedules are available full day, half day, multiple or single days in a week, with transportation options.

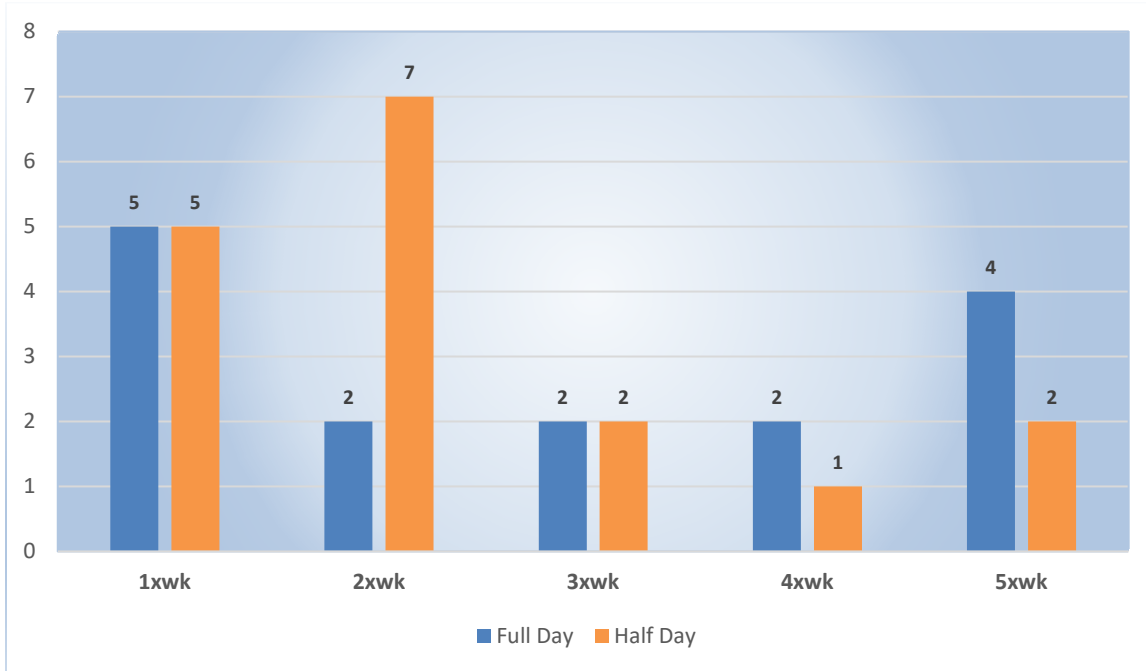
PROGRAM QUICK VIEW



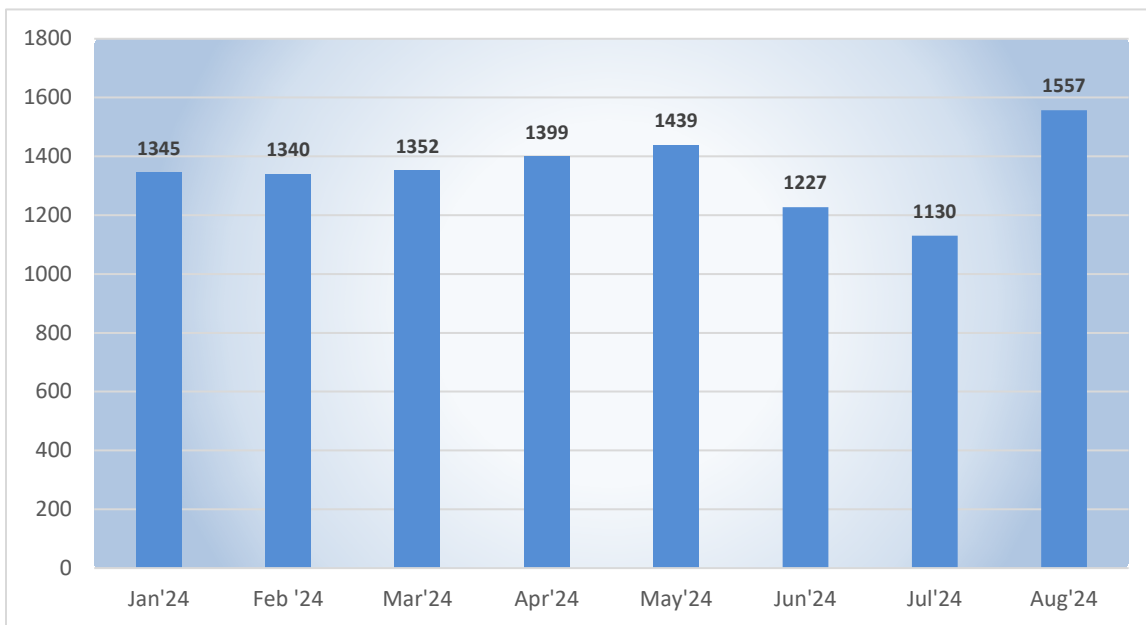
Total Clients: 32
 Current average age: 78
 Current oldest: 93 (ma & fe)
 Current youngest: 68 (ma)

	FEB	MAR	APR	MAY	JUN	JUL	AUG
Female	12	10	9	9	10	10	12
Male	16	16	16	16	19	19	20

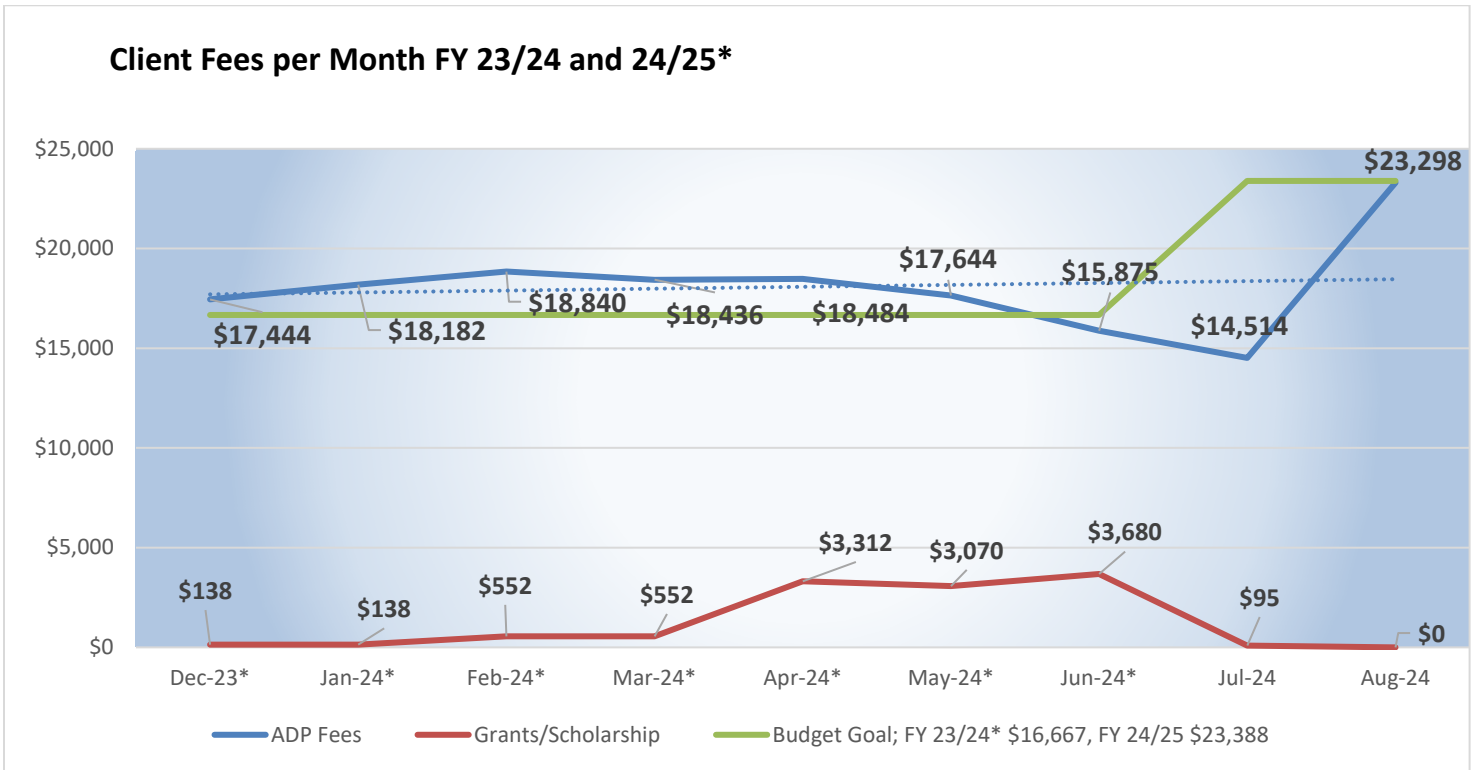
ATTENDANCE BY # OF DAYS PER WEEK



of service hours per week



Client Fees per Month FY 23/24 and 24/25*



*debit/credit margins for refunds; does not include property tax allocation

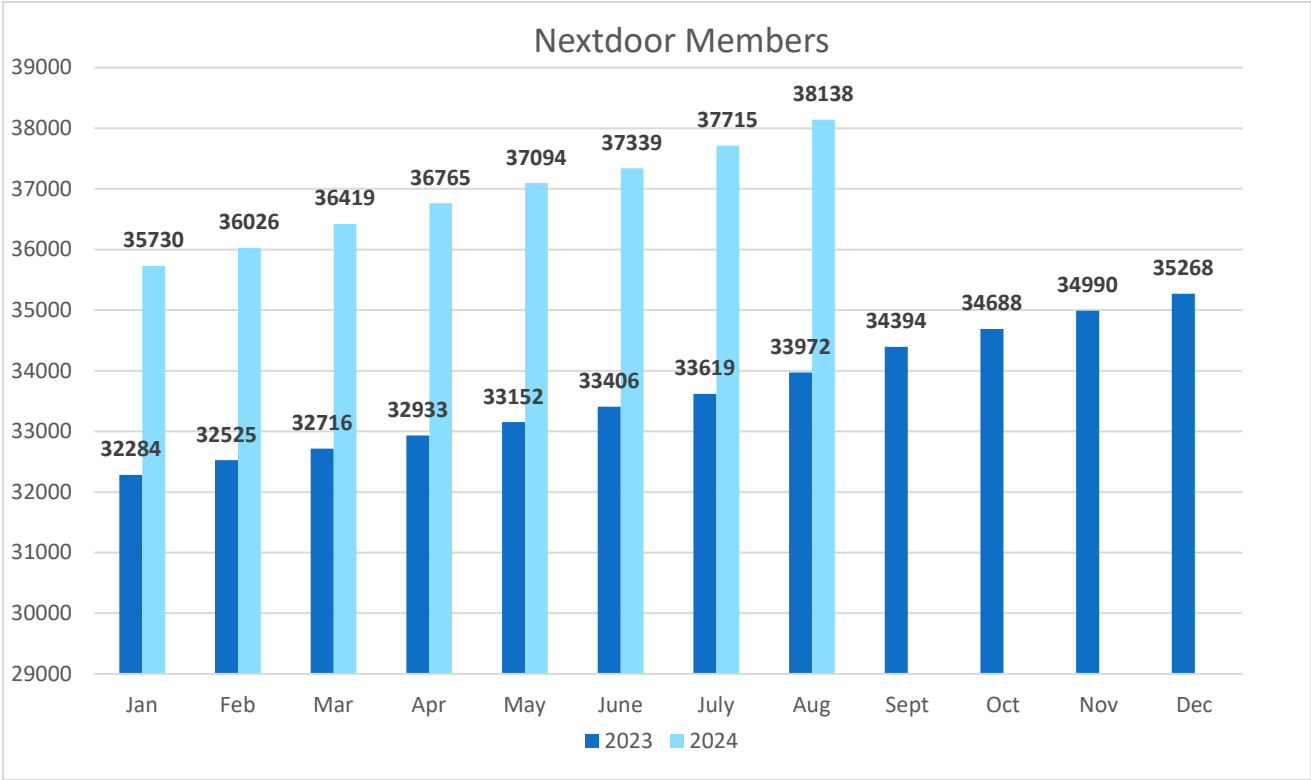
MEMORANDUM

DATE: Sept. 6, 2024
TO: Kara Ralston, CEO
FROM: Michelle Rogers, Community Education & Outreach Manager
SUBJECT: *Monthly Program Report: August 2024*

PROGRAM DESCRIPTION – Social Media

Community Education & Outreach focuses on developing, producing and facilitating the various educational and outreach platforms of Camarillo Health Care District, including:

- highlight classes, services, programs and departments, and posting consistently
- boost brand awareness by creating original content
- share timely and varied posts to create a dynamic social media portfolio
- curate, like and comment on content that aligns with mission; follow/like local agencies
- maintain a pulse on community conversations to help expand audience
- increase community engagement by asking and answering questions, hosting polls, and sharing our own thought leadership pieces that initiate and inform conversations.



NEXTDOOR

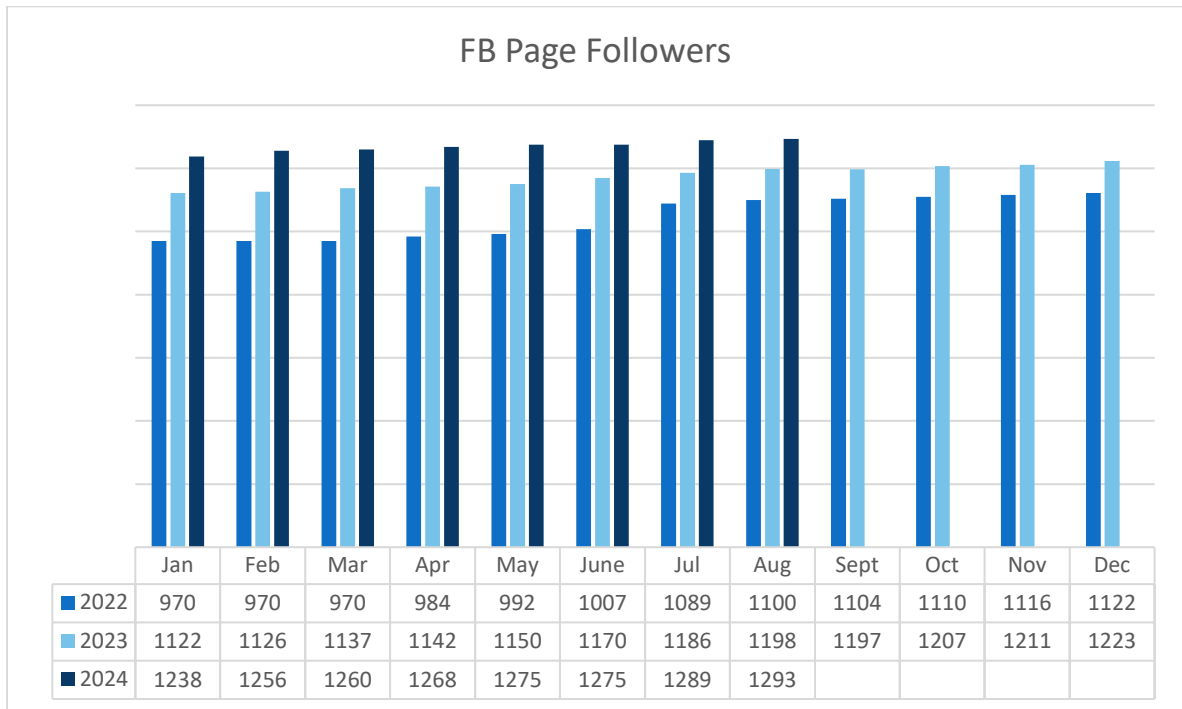
- There are 38,138 members in the geographic area we reach in Camarillo and Somis.
- 52,419 total impressions in August, up 21,703 from July.
- 130 total interactions, up 29 from last month.

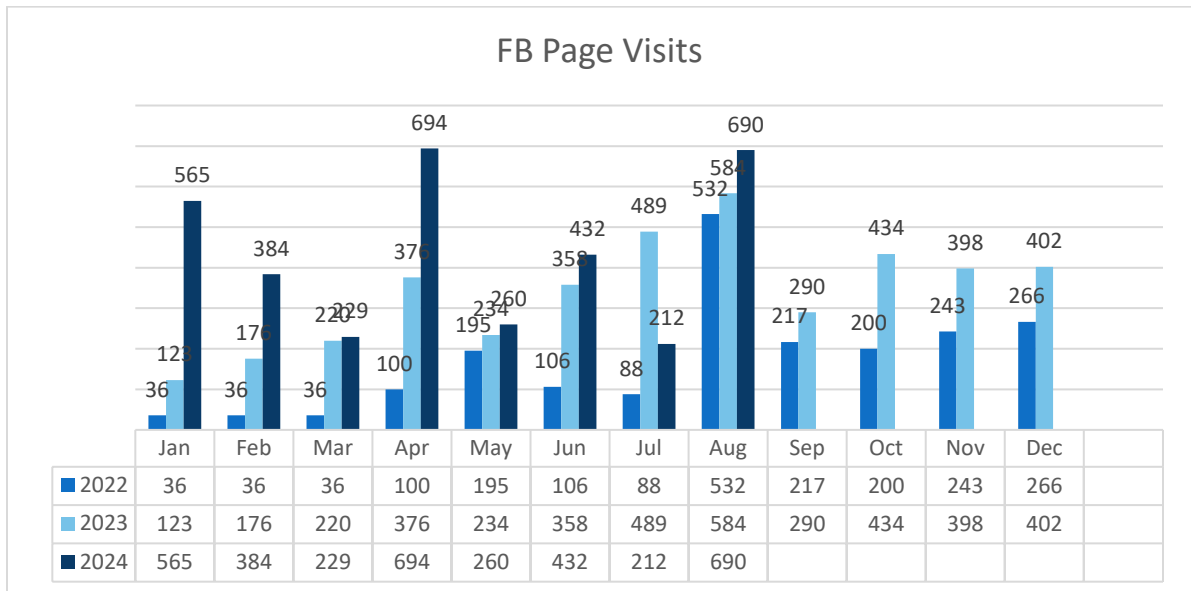
- **Impressions** are the number of times a post is seen (may include multiple views by the same people); **Interactions** include likes and comments.
- MOST POPULAR: VIP Dog Teams in Adult Day; 2,548 impressions and 18 interactions
- 2nd MOST POPULAR: Stories from the Heart podcast; 2,493 impressions and 5 interactions.

FACEBOOK

40% (473) of FB audience lives in Camarillo; 87% are women age 35-65+.

- PAGE VISITS: last 30 days, 690 visits; last 90 days, 1,400.
- HIGHEST REACH: World Senior Citizens Day, 1,005 reaches. (42,301 for the month boosted by paid ad)
 - **Reach** is the number of people who saw any post at least once.
 - **Impressions** are the number of times a post is seen and may include multiple views of the post by the same people.
- HIGHEST REACTIONS: The Little Zoo visits ADC; 29 reactions. (273 reactions for the month; boosted by paid ad)
- HIGHEST ENGAGEMENT: World Senior Citizens Day with 35 engagements. (4,554 engagements for the month; boosted by paid ad)
 - **Engagements** are a combination of reactions, likes, comments and shares.



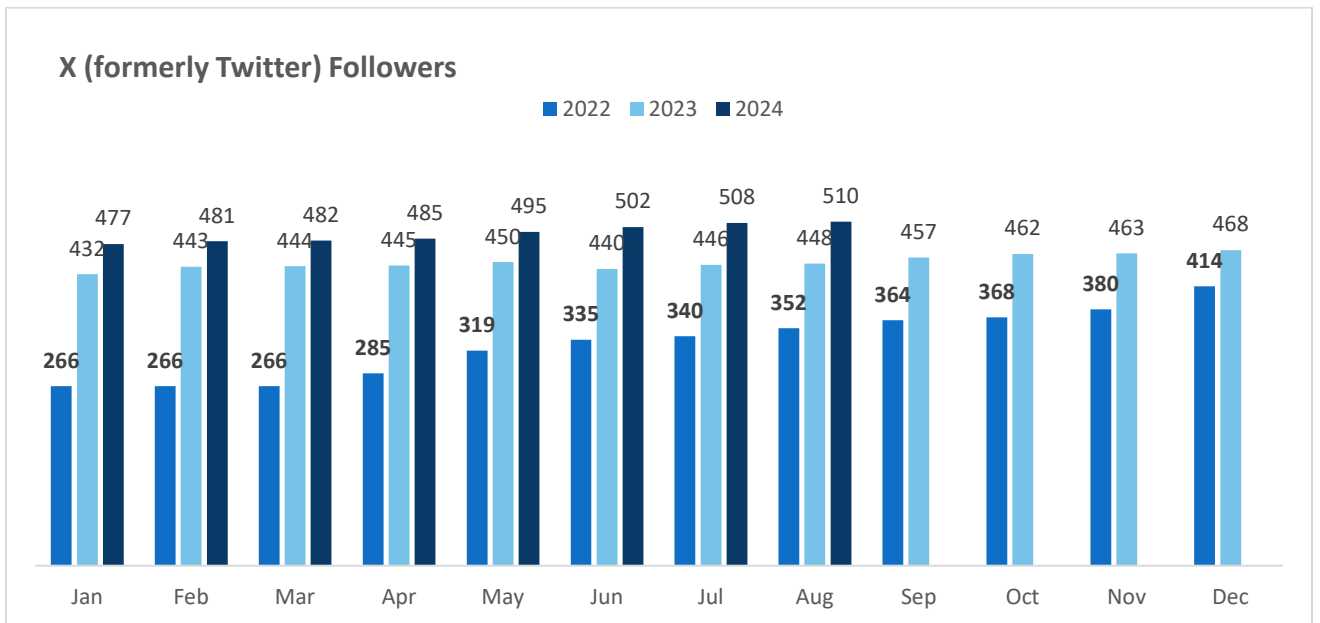


X (formerly called Twitter)

There were 44 re-posts, 88 likes, 212 media views, 1,800 post impressions and an engagement rate of 8.4% for the month.

Engagements are clicks, retweets, replies, follows and likes; **Impressions** are the number of times a user saw the tweet; **Engagement rate** is the number of engagements divided by the total number of impressions. An engagement rate of 1-3% is considered “excellent.”

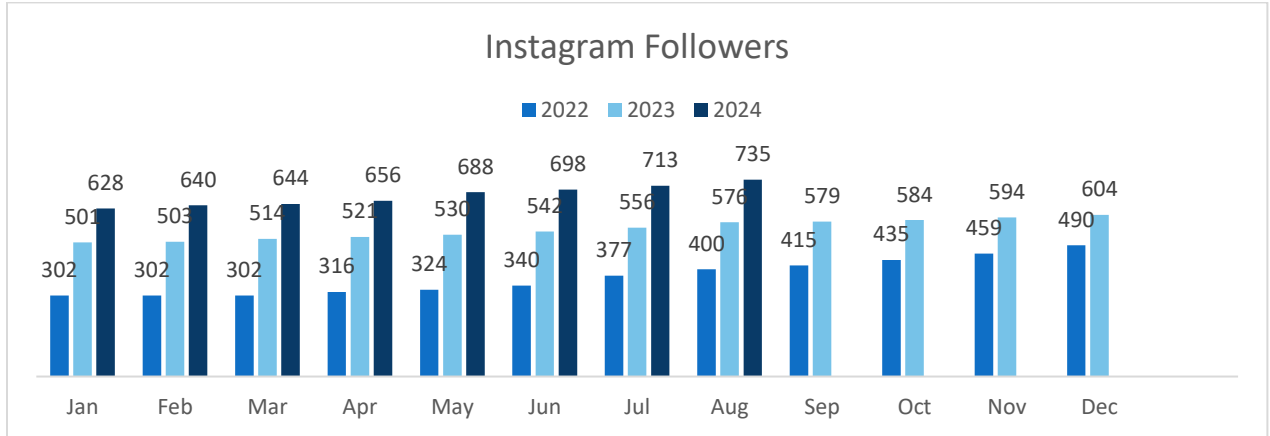
- TOP TWEET: Financial planner had 92 impressions and 7 engagements.
- HIGHEST ENGAGEMENT: National Dog Day and Walking Group, with 8 engagements.



INSTAGRAM

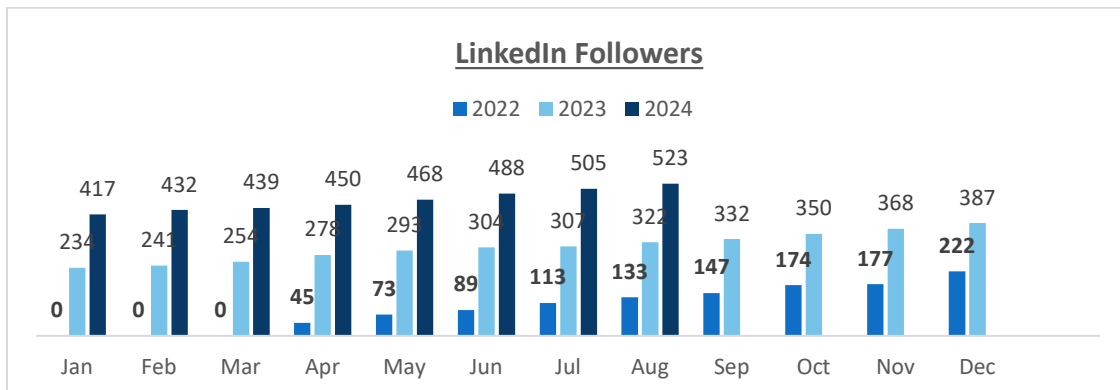
Instagram 90-day reach, 4,700; monthly, 3,200.

- HIGHEST REACH: VIP Dog Teams visits ADC, 72 people.
- HIGHEST LIKES ON A POST: VIP Dog Teams visits ADC, 11 likes.
- PROFILE VISITS: 87



LINKEDIN

- 1,314 post impressions
 - **Impressions** are content viewed or displayed in a feed.
- MOST IMPRESSIONS: VIP Dog Team visits ADC; 235 impressions.
- HIGHEST VIEWS: Presentation on dental implants; 33 views.
- MOST REACTIONS: VIP Dog Team visits ADC; 11 reactions.
- Search appearance is up 19.4%; post impressions up 81.7% and unique visitors up 50%.



YOUTUBE (6/2022)

- Posted 48 videos since inception.
- 120 subscribers
- 225 views for the month; 11 hours of watch time.
- 80,100 views total.
- MOST VIEWED VIDEO: Care-A-Van Transportation Services; 70,441 views.
- SECOND MOST VIEWED VIDEO: Virtual tour of Adult Day Center; 1,633 views.
- TOP VIDEO OF THE MONTH: Fall prevention programming, 44 views in August.

SOUNDCLOUD (podcast)

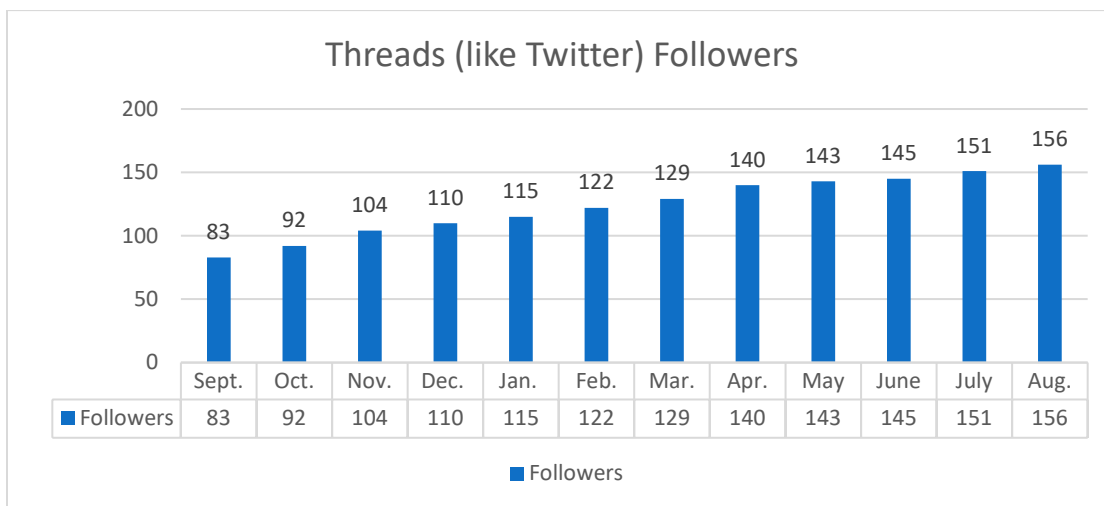
(SoundCloud is the platform used for the District's podcast which shares health and caregiver journeys, and true, first-person stories about life, love and learning.)

- 11 "Stories from the Heart" podcasts.
- 923 all-time "listens."
- 22 "likes."

*Most "plays" originating on our website (597).

EMERGING SOCIAL MEDIA

The social media landscape is always evolving and we watch trends to ensure we have a presence where our audience is on their preferred platforms. Some may be on Facebook or prefer Instagram, or use both. Others may have left X (formerly Twitter) for Threads, or joined Clapper as an alternative to TikTok. We now have a presence on both new platforms (Threads and Clapper), so we don't miss anyone on social media with our messaging.

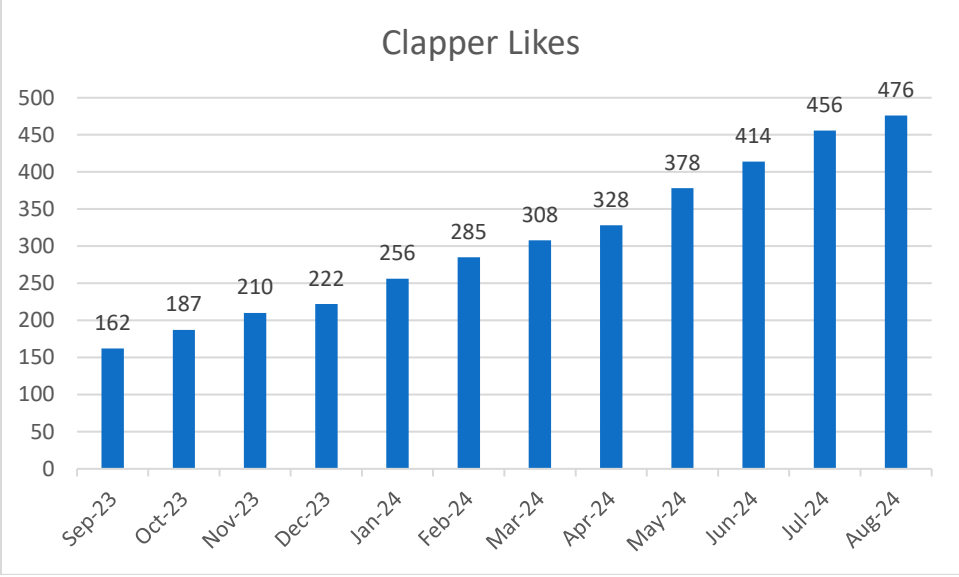
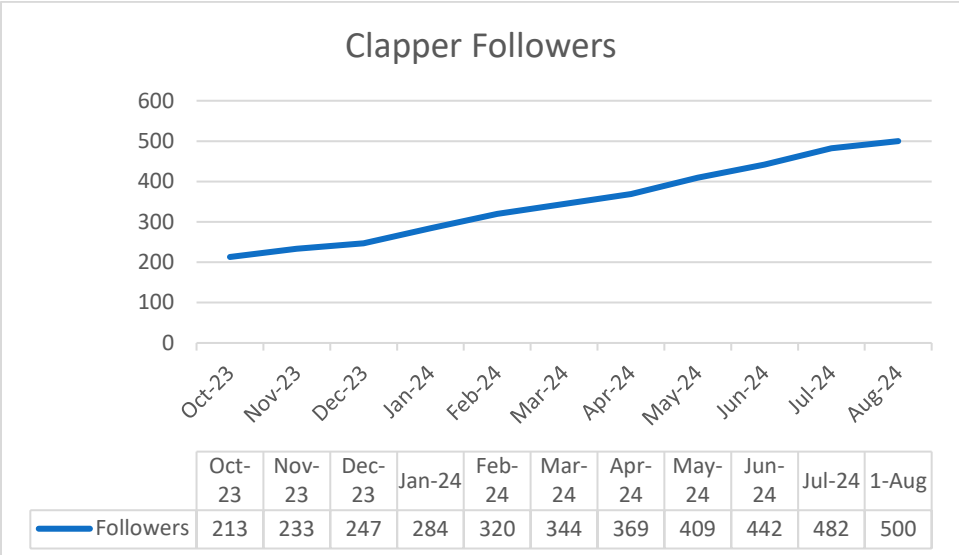
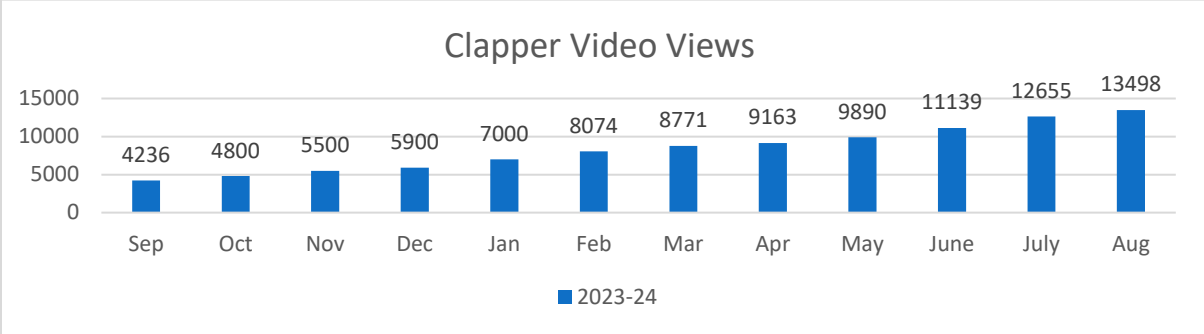


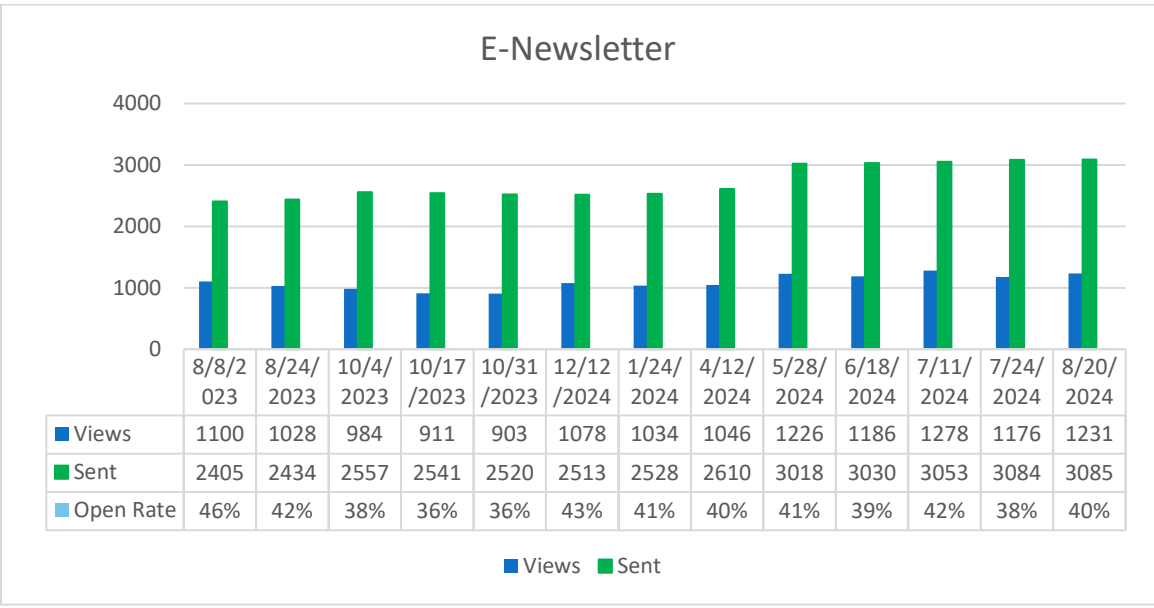
THREADS (7/2023): a Meta (Facebook/Instagram) product offered as an alternative to X, formerly Twitter, with the same functions: post words, photos, videos and links. Debuted in July 2023. Currently, there is no analytics tool.

- 156 followers
- 24 posts for August
- 23 "likes"

CLAPPER (3/2023): an American-owned alternative to TikTok, sharing short videos to communicate messages. It has many of TikTok's features, including filters, effects and music options.

- We have shared eight videos since inception in March 2023 featuring our Adventures in VR classes, Digital Bridge appointments, Adult Day Center craft activity, Dogs on a Leash, Adult Day Center activity ring toss, magic table activity and ADC overview of activities. These videos have 13,498 views and 476 likes in total, and we have 500 followers.





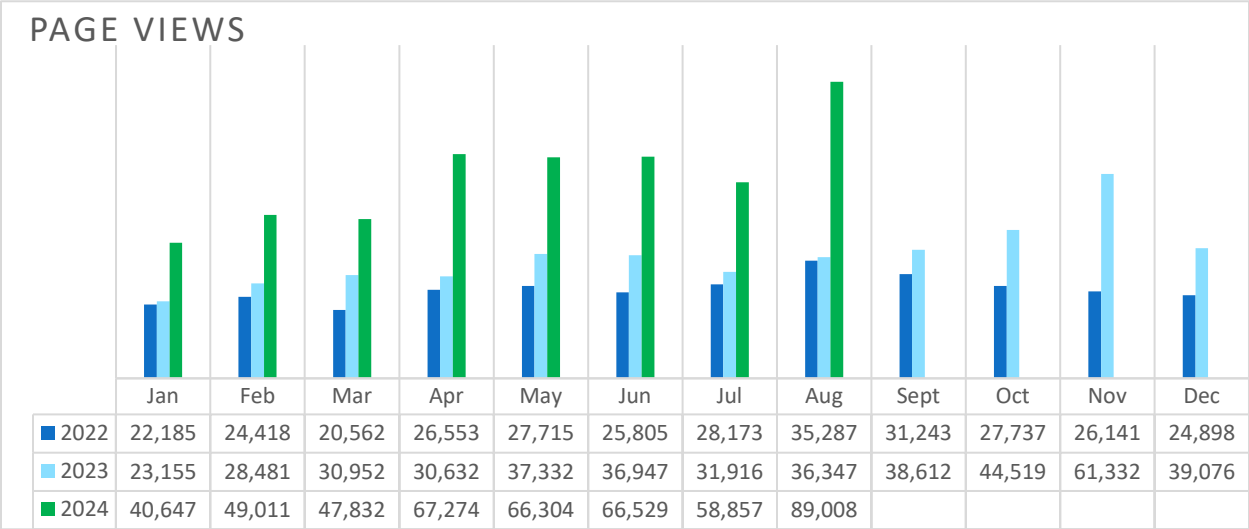
E-Newsletter (launched June 2, 2022)

Since the launch of the e-newsletter in June 2022, a total of 30 newsletters have been sent. The open rate has been averaging 40%, which is considered a “top-tier score”; marketing experts say average open rate should be 15-25%.

- **Newsletter Aug. 20, 2024**
 - Focused on pet therapy in the Adult Day Center.
 - 3,085 people received the e-newsletter
 - 1,231 opened and viewed it
 - 40% open rate (average open rate is 15-25%)

Website

August: 89,008 views; Average 37,000 views/month.
 YOY growth: August 2024 shows 52,661 more views than August 2023.

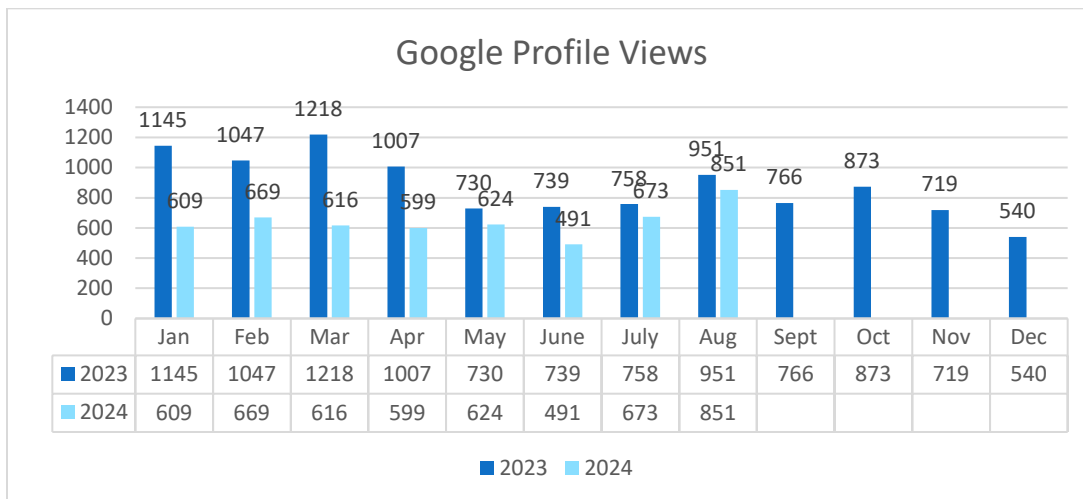
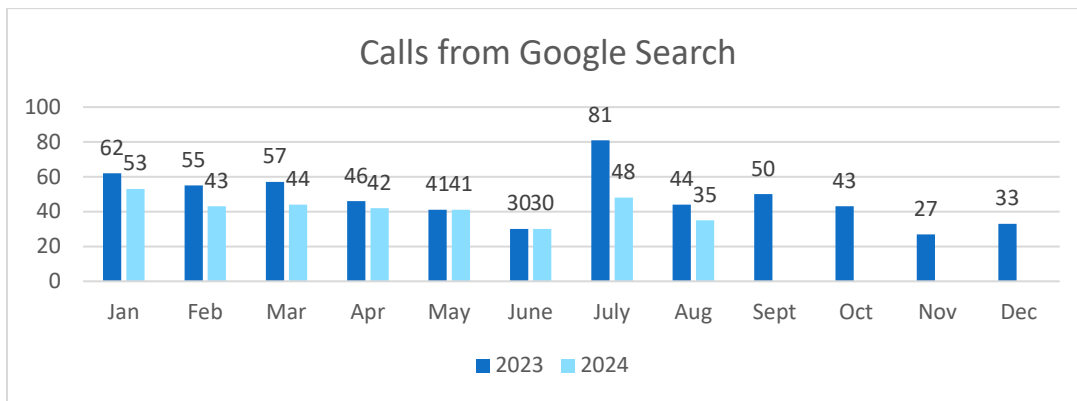


MOST POPULAR CONTENT ONLINE

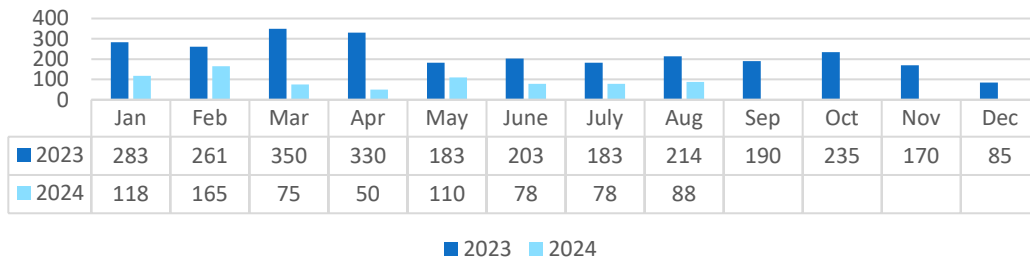
	Calendar	Home page	Join our team	Contact us	Board meetings	Health services	Health classes	HD Meals/SNP	Exercise & strength	Our videos
■ August views	10,581	4,267	2,587	582	847	379	285	506	322	527
■ July views	5,021	5,748	1,090	662	855	451	421	656	586	499
■ June views	7,512	6,549	1,495	673	966	470	364	659	523	586
■ May views	2,004	6,449	1,320	939	976	616	617	752	705	452
■ April views	7,810	6,219	1,794	799	689	683	682	668	653	629

Google Business Profile Report

Forty-eight people sought directions to our campus via Google and 130 people visited our website from a Google search. We've had 213 business profile interactions, including calling or seeking directions from Google. (Note: Google has changed its methodology for tracking profile views and this has resulted in potentially lower numbers because now multiple views by the same user within 24 hours count as one unique impression.)



Google Searches for 'Camarillo Health Care District'



MEMORANDUM

DATE: Sept.6, 2024
TO: Kara Ralston, CEO
FROM: Michelle Rogers, Community Education & Outreach Manager
SUBJECT: *Community Outreach / Events – June-August 2024*

PROGRAM DESCRIPTION – Community Outreach and Education

SUMMARY: This quarter, the District has reached approximately 450 individuals through community outreach at four community events and through off-site classes. This kind of outreach is important as it humanizes the District as staff serve as the face of the organization and make personal connections with individuals we serve. Information about our classes, programs and services are shared during these engagement opportunities, which boosts brand awareness and brings more people to our campus to take advantage of our offerings, helping us fulfill our mission. These outreach efforts are also another opportunity for us to promote what we do on social media, providing content for posts that reach people who may not have attended.



June 15, 2024:

Salute to the Troops
Conejo Creek Park in Thousand Oaks
40+ people

Michelle Rogers, Community Outreach and Education manager, stuffed the District’s magazines and flyers into bags provided by Moving Seniors Forward as part of our participation in the community resource group. She helped work the event in the morning, handing the bags to attendees and engaging them in conversations about the resource group and the District. The event was held to celebrate Flag Day and included tributes to veterans, music and vendors supplying information on variety of resources available in the community.





June 21, 2024:

Leisure Village Health & Wellness Fair

200+ people

Blair Barker, Program Officer, and Michelle Rogers, Community Outreach and Education manager, attended the Leisure Village Health and Wellness Fair. They spoke to attendees about the District's classes, programs and services, answered questions and provided flyers, magazines and other materials, including File of Life and Senior Support Line magnets. In addition, they assisted Leisure Village event coordinators by printing nameplates for all the vendors and programs for attendees.






June 22, 2024:

Camarillo Farmers Market

150+ people

Michelle Rogers, Community Outreach and Education Manager, and Fall Prevention Coordinator Elsa Sierra staffed a booth at the Camarillo Farmers Market. They talked to market-goers about the District's classes, programs and services, and engaged them with a question about their favorite health and wellness activities. Some of the people they interacted with were new to Camarillo and had not heard of the District, a couple were caregivers and there were some out-of-towners who remarked how lucky residents are to have the District as a resource.



July 25, 2024:

Moving Seniors Forward lunch meeting

25 people

Michelle Rogers, Community Outreach and Education manager, arranged for the monthly Moving Seniors Forward lunch meeting to be held at the District. She was the featured speaker, informing members of the group who represent a myriad of industries that serve seniors, about the District's programs, services and classes. She also shared some social media strategies for promoting their own services and involvement with Moving Seniors Forward.

Off-site classes: April-July

39 people served

- May 20, 2024: Adventures in Virtual Reality at Leisure Village. (10)
- June 3, 2024: Adventures in Virtual Reality at Leisure Village. (10)
- June 10, 2024: Adventures in Virtual Reality at Leisure Village. (10)
- July 15, 2024: Adventures in Virtual Reality at Leisure Village. (9)

Promotion: Advertising and Listings

- Camarillo Acorn Ads
 - April 13, 2024: Transportation ad
 - May 11, 2024: Transportation ad
 - May 18, 2024: Adventures in VR ad
 - May 25, 2024: Adult Day Center ad
 - June 29, 2024: Transportation ad
 - July 13, 2024: Transportation ad
- Camarillo Acorn news
 - July 20, 2024: Two-page spread of class listings
- Ventura County Reporter
 - May 2, 2024: 3 listings
 - May 16,, 2024: 6 listings
 - May 23, 2024: 9 listings
 - June 6, 2024: 4 listings
 - July 11: 3 listings
 - July 25, 2024: 4 listings
 - Aug. 11, 2024: 4 listings

UPCOMING EVENTS

Sept. 28, 2024:

50 Plus Expo

Pleasant Valley Recreation & Parks District

250+ people anticipated

Date TBD:

Camarillo Police Trunk or Treat

400+ people anticipated

Planned off-site classes:

VR at Leisure Village

- Aug. 12, 2024: 10 people anticipated
- Sept. 23, 2024: 10 people anticipated
- Oct. 7, 2024: 10 people expected
- Nov. 4, 2024: 10 people expected
- Dec. 16, 2024: 10 people expected

MEMORANDUM

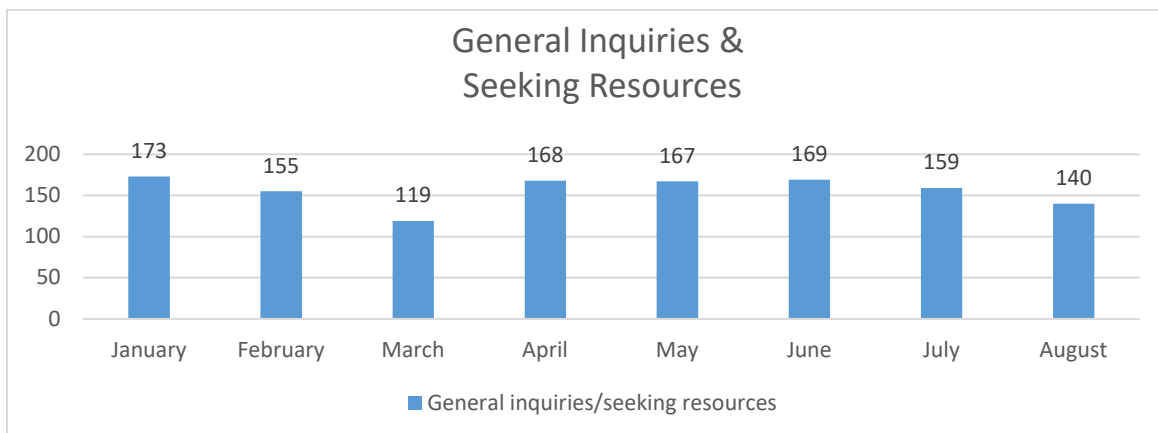
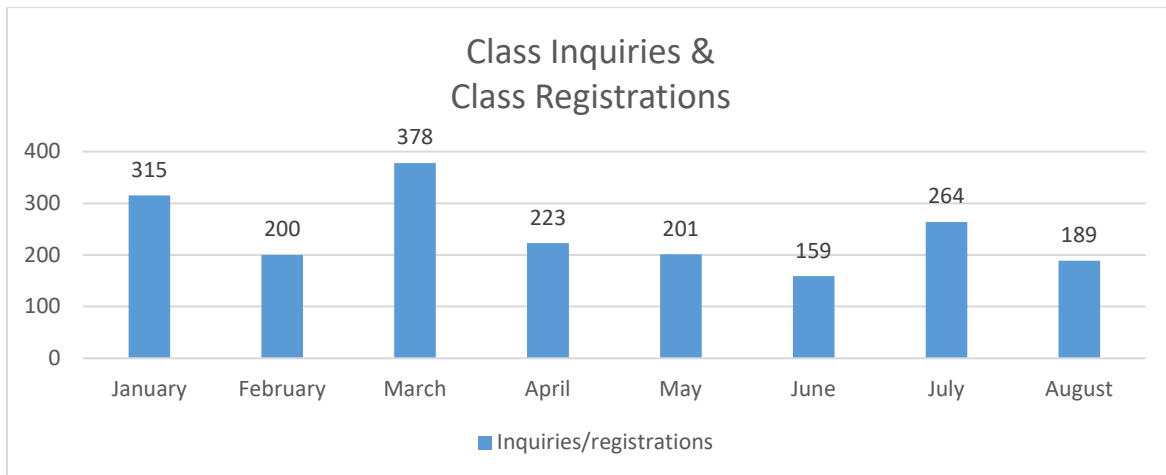
DATE: Sept. 6, 2024
TO: Kara Ralston, CEO
FROM: Michelle Rogers, Community Outreach and Education Manager
SUBJECT: Program Report: January-August 2024

PROGRAM DESCRIPTION – Facility Activity and Usage

The Facilities Department focuses on providing and maintaining a safe, clean, and inviting environment that facilitates the presentation and delivery of District services, customer service, reception, and professional hospitality.

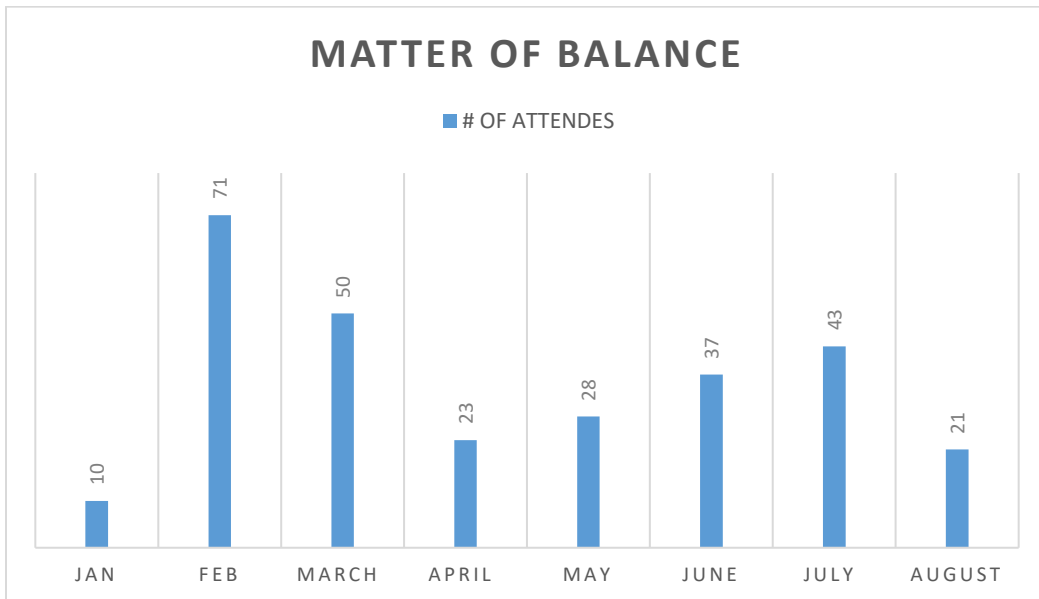
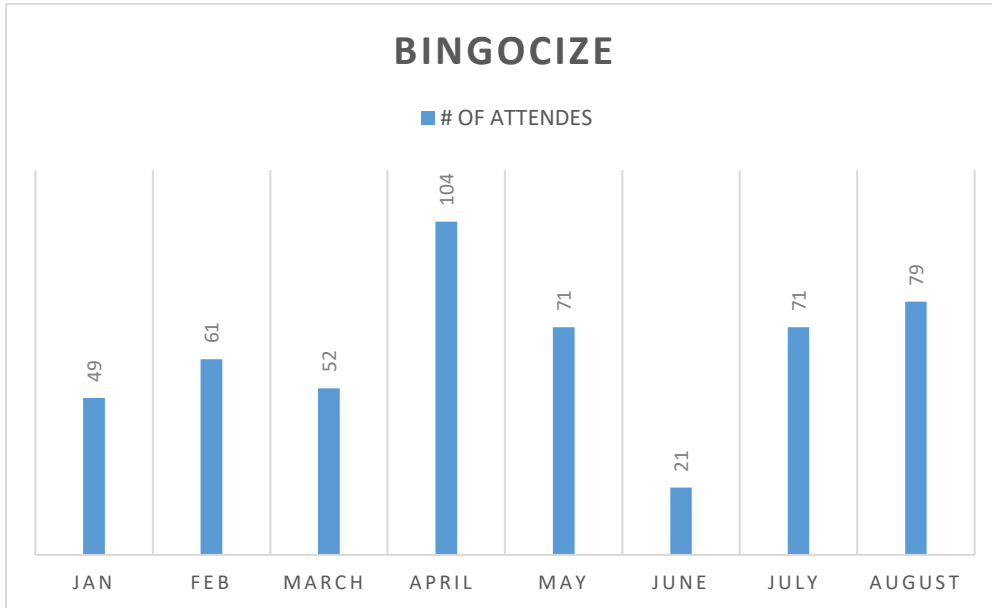
Overview of guest interactions

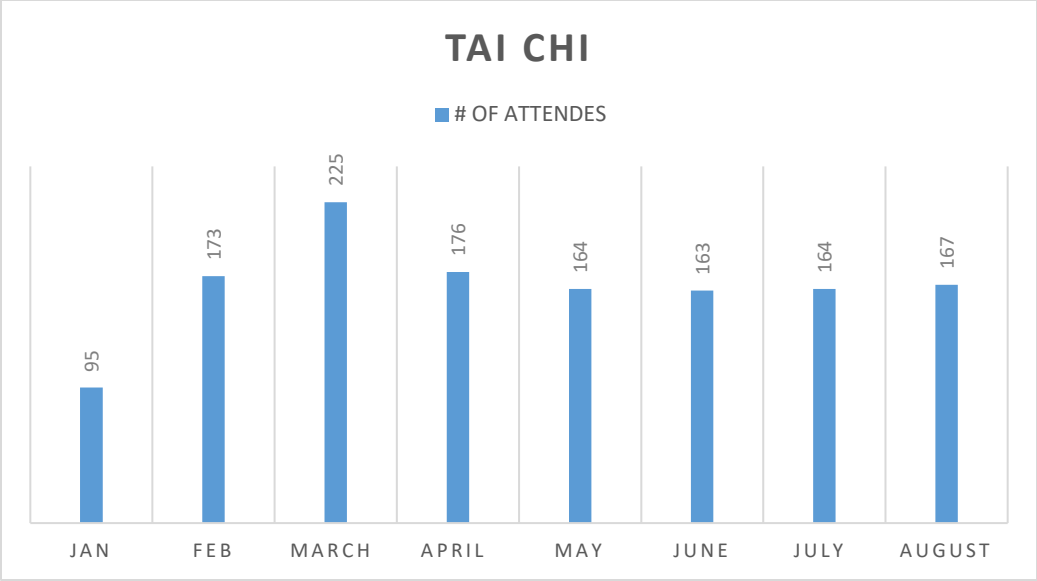
Typically, we see a surge in activity, including phone calls and in-person visits, in the month the District’s magazine, Healthy Attitudes, is published and mailed. The charts below show spikes in class inquiries and registrations in the first month the magazine is mailed out quarterly to District households. (Note: In January, at the end of March and July, new editions of our magazine published). This illustrates what a valuable and powerful tool our printed magazine is in promoting our classes, programs and services.



Facility Use - Classes

The District offers classes that are designed to help individuals manage ongoing health challenges, live better with chronic illnesses, improve cognition and reduce fall risks, connect and thrive in a digital world, uplift mood through socialization and feel better about their overall well-being. Classes resulted in **3,315 visits** to the District between January and August.



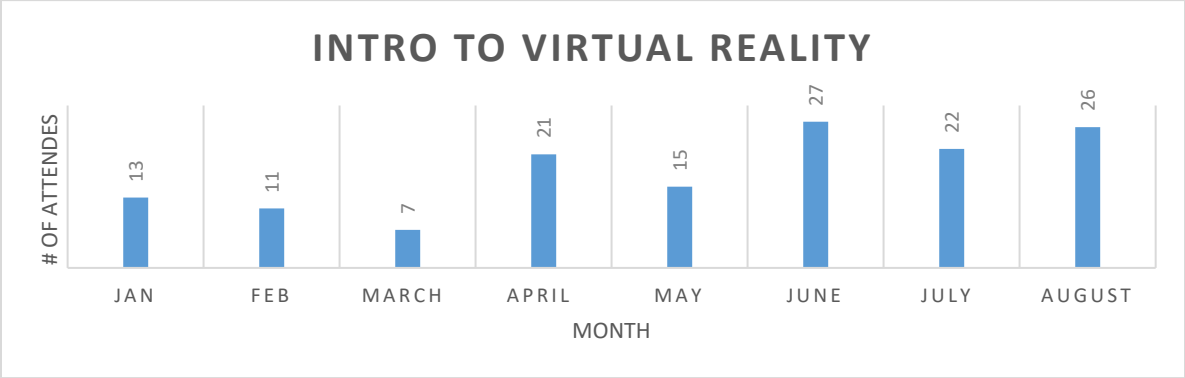


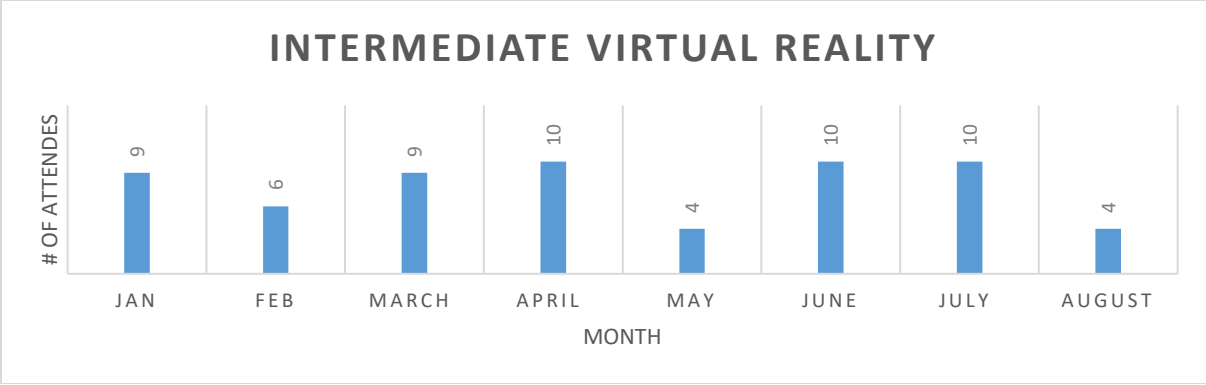
Digital Literacy Classes

The District offers classes to help individuals improve their digital literacy, helping them to connect with family, friends, organizations, government, businesses and brands. These classes include Social Media Basics, Digital Scrapbooking, Google Slides, Facebook/Instagram Stories and more. Five classes this year have resulted in **73 visits** to our campus.

Adventures in Virtual Reality Program

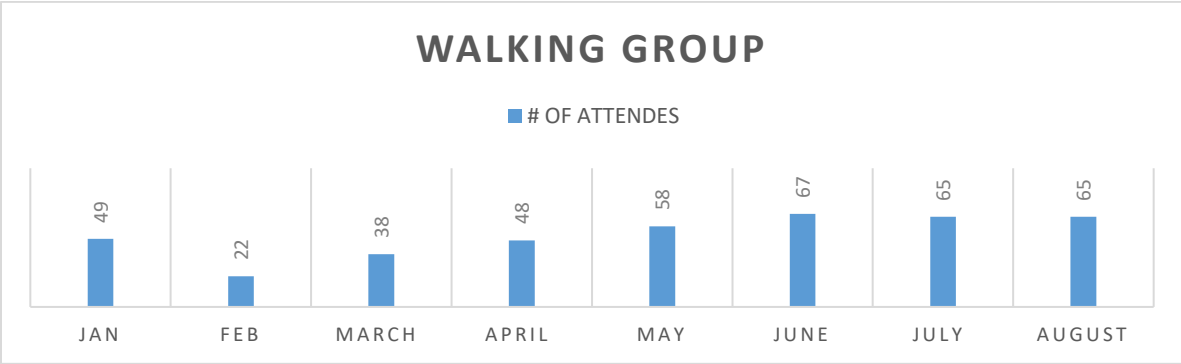
Adventures in VR has attracted more than 500 people to our campus in the last two years and we have facilitated classes at Leisure Village. These immersive experiences help combat social isolation through small-group gatherings and discussions, and improve digital literacy. Participants must take the required introductory level before advancing to intermediate, resulting in higher participation in intro level classes.





Walking Group

The District hosts a twice weekly Beginners Walking Group. Generally, 3 to 12 people participate as a drop-in activity, walking up to 2 miles and meeting afterward for a cup of water and conversation. This activity offers exercise, as well as social interaction and connection.



BALANCEfit Program

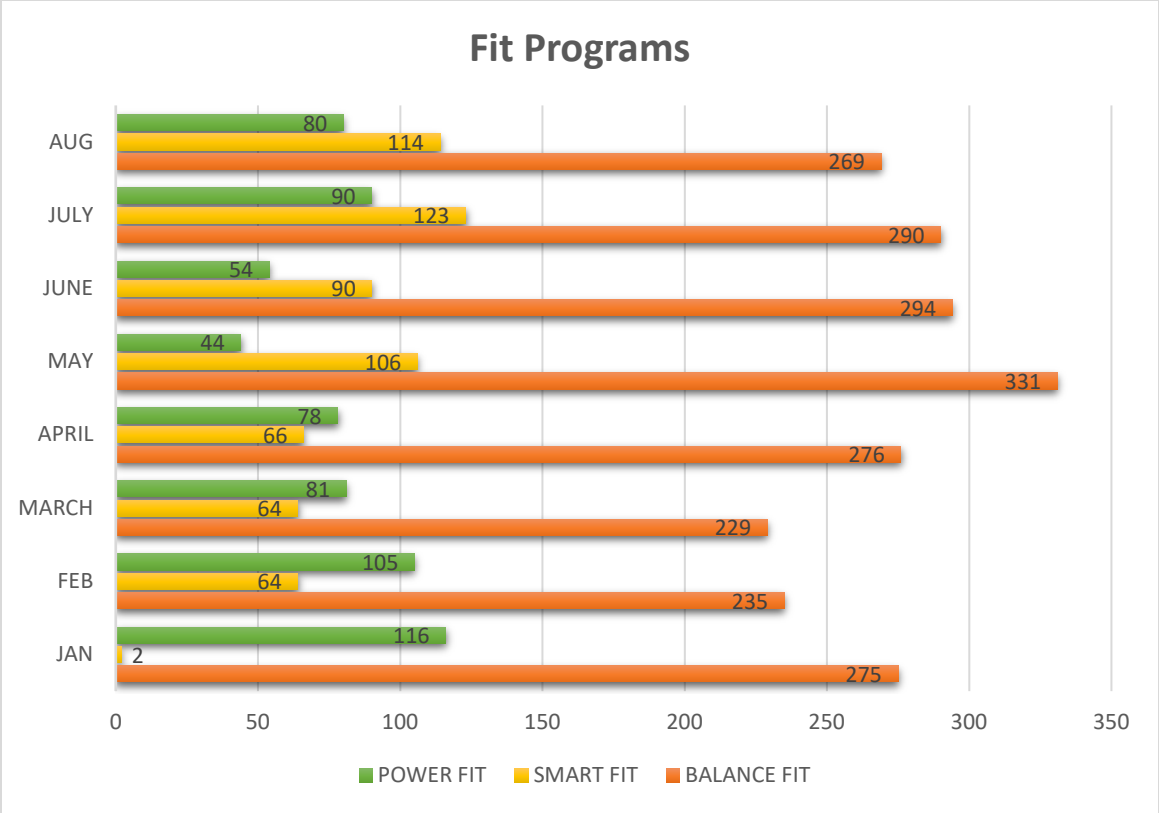
The District’s BALANCEfit Program has been in place for more than a year, offering one-on-one training for individuals to help improve their cognition and reduce their risk of falls. Games are focused on various cognitive and physical skills. Between January and end of August, individuals who enrolled in this twice-weekly, eight-week program made **2,199 visits** to the District to participate.

POWERfit Program

The District’s POWERfit Program, combining additional rounds of BALANCEfit games with the use of resistance bands to help strengthen the upper body, launched in October 2023. Individuals who enrolled in the twice-weekly, four-week program made **648 visits** to the District to participate January-August.

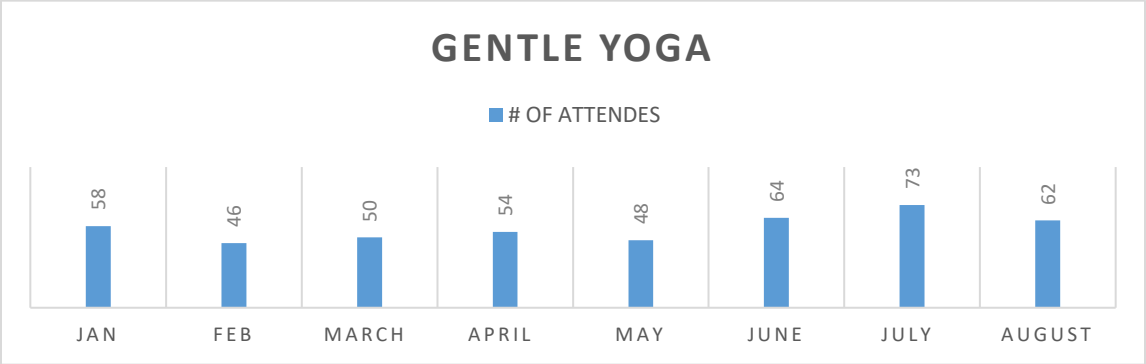
SMARTfit Program

The District’s SMARTfit Program, which is physical and cognitive training disguised as fun games, launched in January 2024. It’s designed to deliver preventative and rehabilitative solutions to cognitive functions as well as motor functions. Individuals who enrolled in the twice-weekly, six-week program made **629 visits** to the District to participate January-August.



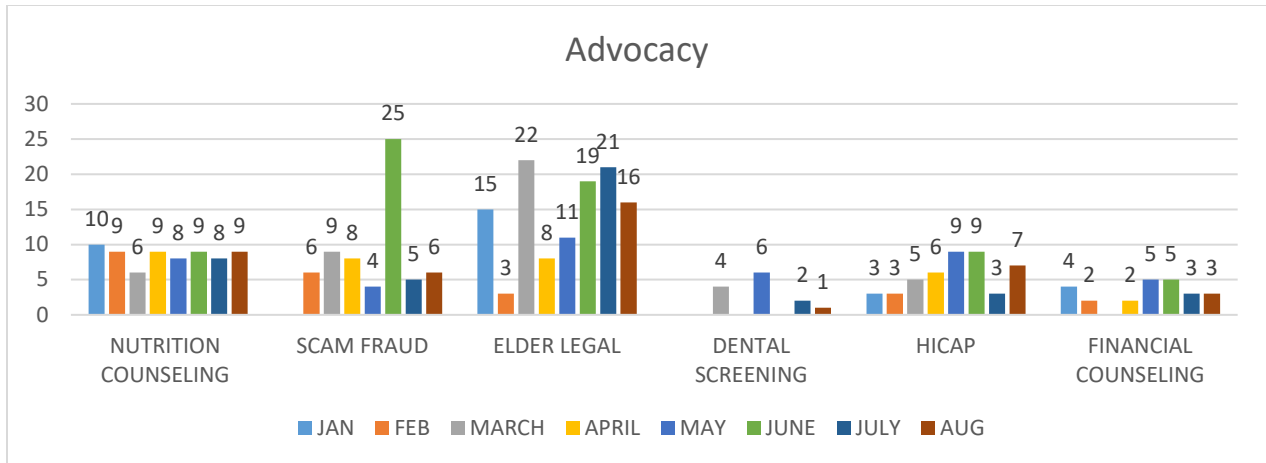
Gentle Yoga

Instructor Mikal Rogers returned to teach Gentle Yoga in 2023 after taking a break during the pandemic. Last year, her classes resulted in 293 visits to our campus. Based on feedback from participants, she added a morning series that started this past March. Combined, her afternoon and morning classes have resulted in **455 visits** to our campus in the last eight months.



Advocacy Services

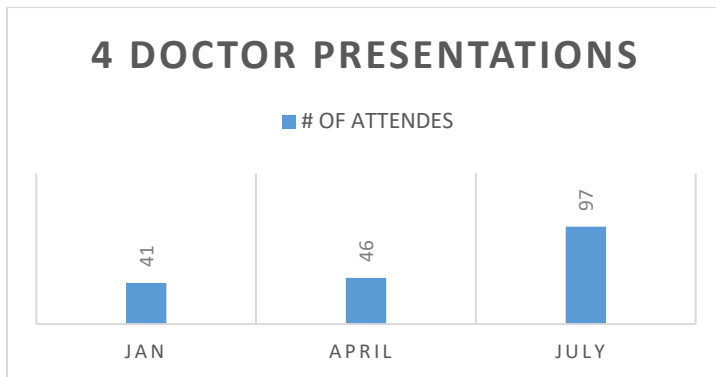
The District hosts Elder Legal Services, Financial Services, Nutrition Counseling and recently added Dental Screenings at the end of 2023 and Scam/Fraud Intervention Coaching in February 2024. These services are offered at no cost and are facilitated by local experts who volunteer their time. In total, Advocacy Services resulted in **331 visits** to our campus in the last eight months.



Note: Elder Legal Services is offered weekly; HICAP and Nutrition Counseling are bi-monthly, Financial Counseling and Scam/Fraud Intervention Coaching + Academy, which launched in February, are monthly but included a 2-part Scam Prevention Academy in June; and Dental Screenings are based on demand.

Special Presentations

The District hosts presentations throughout the year. Three presentations from one doctor brought **132 people to our campus**. In addition, we hosted our Elder Legal series of presentations in February and April and two Medicare presentations by HICAP/VCAA, resulting in **238 visits** combined.



Facility Rentals

The District offers some limited rental use of meeting and classroom space for mission-aligned opportunities in health education, training, health and wellness screenings, and community gathering purposes. Rental space is limited with priority given to District programs, services, classes; advocacy partners; and Board and committee meetings.

2024 Classroom Rentals	Date	# Attendees	Revenue
Dr. Justin Miller (Aging Spine 1)	1/23/24	41	\$160
Dr. Justin Miller (Aging Spine 2)	4/26/24	46	\$160
Dr. Justin Miller (Aging Spine 3)	7/26/24	51	\$160
Dr. Saranya Raghunathan (Ears, Nose, Throat)	7/23/24	46	\$160
TOTAL		184	\$640

Classes

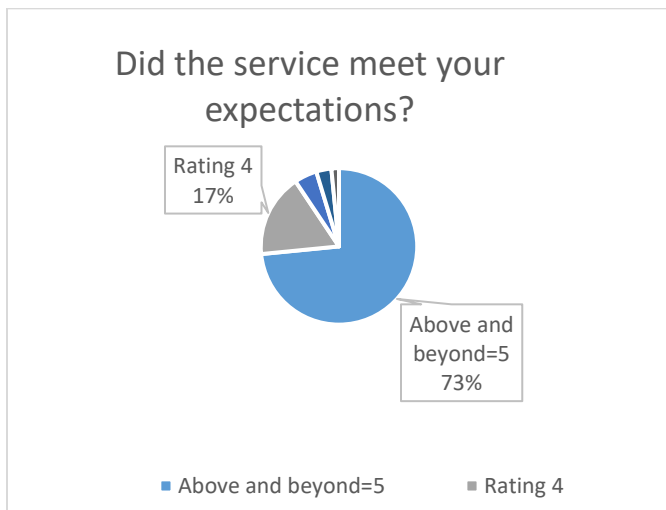
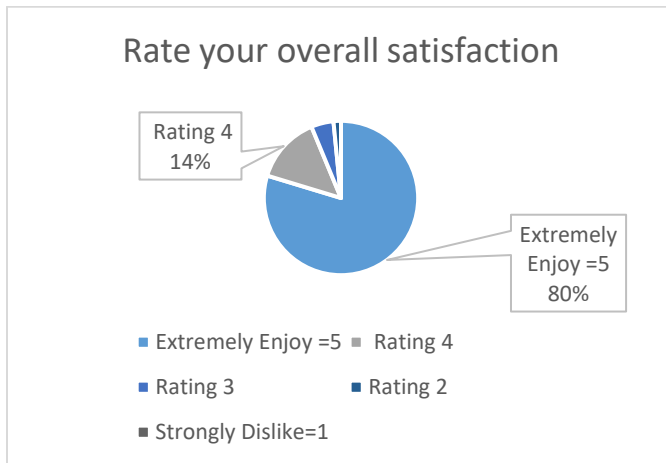
Survey Insights

Class participants are emailed a survey. Sixty-four have responded since January.

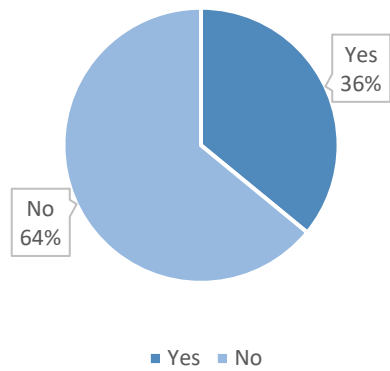
- All respondents are between the ages of 60 and 89.
- 80% percent are female.
- 79% are from Camarillo.
- 66% heard of the District through our Healthy Attitudes magazine.
- 36% are first-time clients.

Most responded that after their visit they **“felt strengthened and empowered,”** “had a **“renewed sense of well-being,”** **“felt more knowledgeable about community resources”** and **“felt entertained and energized.”**

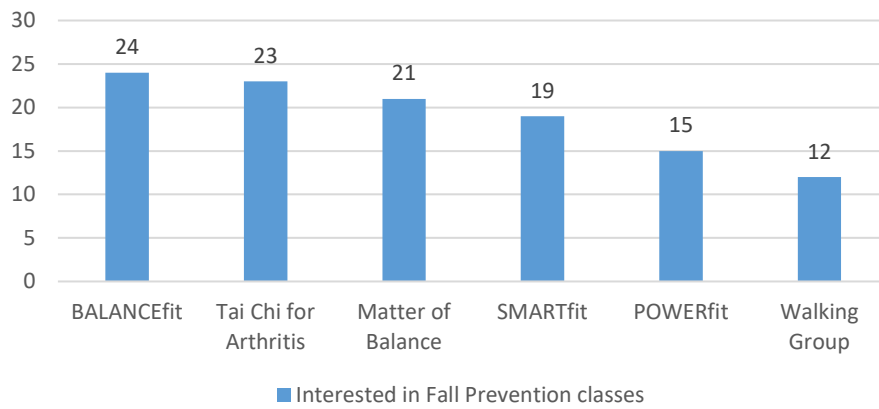
The charts below represent responses January-August 2024.



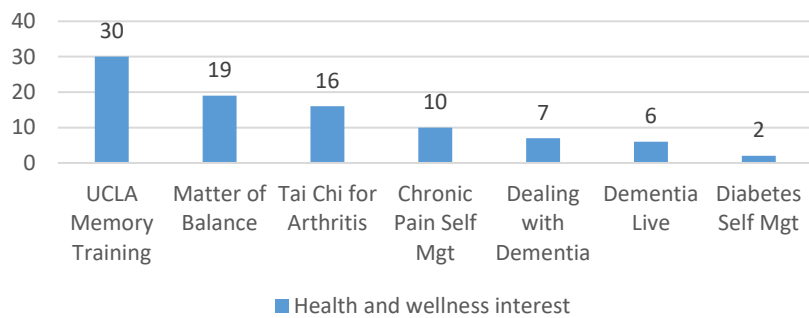
Is this your first visit to CHCD

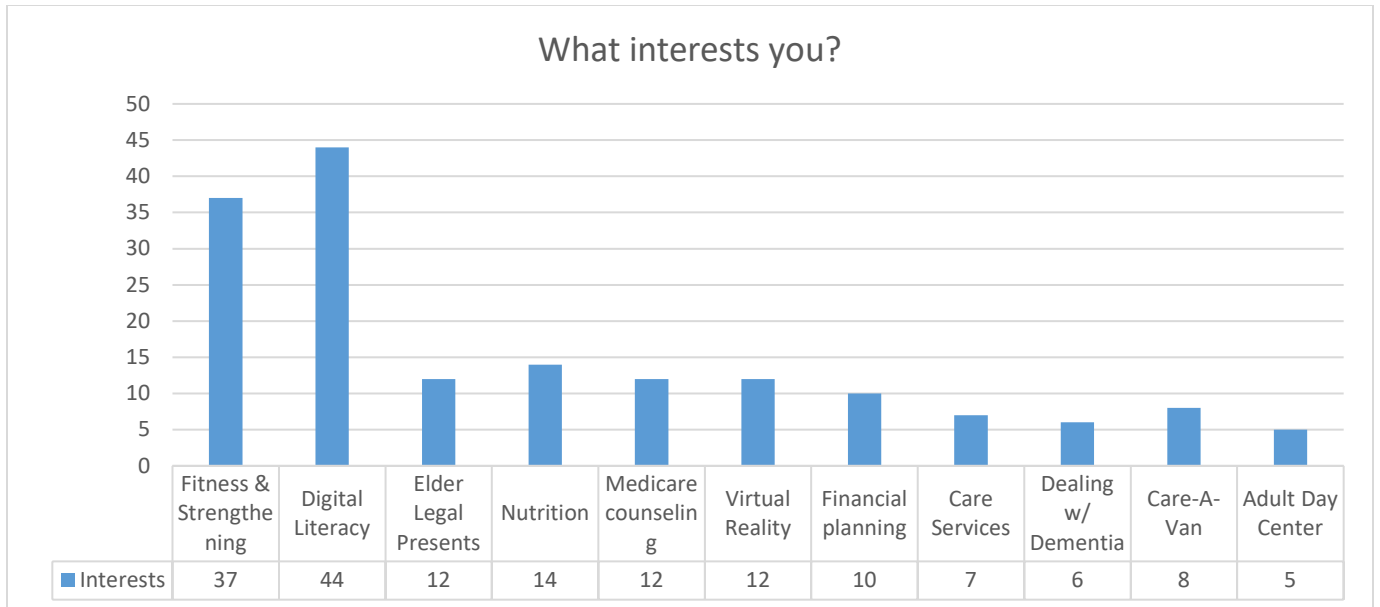


Fall prevention interest



Health and wellness interest





Class survey feedback:

- “The classes and books are helpful resources. Staff is friendly and supportive.”
- “I just want to say everyone at the District is kind, caring and friendly, and I feel blessed to have found such a wonderful community for seniors.”
- “You guys are great.”
- “The entire staff needs congratulations for a difficult job well done!”
- “Health leaders were very considerate of the participants’ different abilities.”
- “The class was well-paced and I was experiencing the benefits of doing Tai Chi after just a couple of weeks.”
- “Staff are excellent, and the physical benefits far exceeded expectations.”
- “In Digital Bridge, there were good explanations using understandable terminology.”
- “I am a new retiree and very physically active. I felt that the Tai Chi for Arthritis was a great place to start. I experienced better confidence in terms of balance. I’d love to have more classes like Tai Chi for Arthritis. If there was a class where one could come in and do the warm-up exercises and the routine we were taught with others, I see a lot of benefit in having that. I would certainly attend.”
- “I appreciate the program’s respectful understanding of my limitations. There are days I just can’t perform.”
- “Please consider offering additional classes to follow up on Tai Chi for arthritis...such as for those who have completed the beginners class for Tai Chi for arthritis.”
- “The classes/books are helpful resources. Staff is friendly/supportive. Thank you.”
- “Thank you for the work you do.”
- “I really appreciate your services.”
- “Thank you for the work you do.”

August 2024 Report

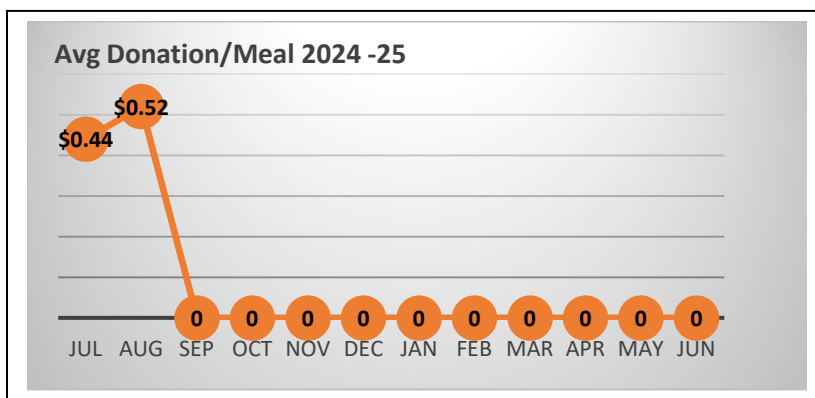
Date: September 13th, 2024
To: Kara Ralston, CEO
From: Blair Barker, Program Officer
 Luis Morales, Care Services Director
 April Colbert, Senior Nutrition Coordinator
 Monthly Program Report: **August 2024**

The Senior Nutrition Program (SNP) provides supplemental nutrition for Camarillo area residents aged 60 and over through the Ventura County Area Agency on Aging’s (VCAAA) nutrition grant program, in efforts to enhance physical, mental, and emotional well-being. Home Delivered Meals (HDM) are delivered to homebound seniors who are unable to procure or prepare their own meals, and include fresh fruit, dairy and grain products as supervised by VCAAA registered dietician. Up to 5 meals/week are delivered in a bundle once each week.

The District began administrating the operational arm of the Senior Nutrition Program in April 2005, under grant funding from the Ventura County Area Agency on Aging (VCAAA). In FY 2006/07, the City of Camarillo approved funding support for the Home Delivered portion of the Senior Nutrition. VCAAA manages the food procurement part of the program, while the District provides the operational and logistical support of implementation. Since the District’s participation in this program, more than 611,000 meals have been delivered.

	Aug 2024	Unduplicated Clients FYTD
New clients	+11	*234
Disenrolled Clients	-11	
Net Gain	0	

*May include clients currently on hold



There is no charge per funding agreement but a \$4.00 per meal donation is suggested by VCAAA.

TOTAL MEALS DELIVERED (cumulative)		VCAAA Funding	VCAAA meals granted	% program split	City Funding (HDM only)	City CBDG CV3 Funding (HDM only)
Program began April 1, 2005		\$27,602				
Total meals served FY 2005-2006	34,382	\$52,099				
Total meals served FY 2006-2007	28,234	\$84,468			\$32,000	
Total meals served FY 2007-2008	27,332	\$79,978			\$32,000	
Total meals served FY 2008-2009	26,168	\$82,424			\$35,000	
Total meals served FY 2009-2010	27,132	\$82,259			\$37,000	
Total meals served FY 2010-2011	22,598	\$84,166	25,700	62% HDM 38% Cong	\$37,000	
Total meals served FY 2011-2012	15,936	\$69,536	23,710	62% HDM 38% Cong	\$37,000	
Total meals served FY 2012-2013	12,941	\$60,800	20,075	96% HDM 4% Cong	\$37,000	
Total meals served FY 2013-2014	19,452	\$52,572	18,600	97% HDM 3% Cong	\$37,000	
Total meals served FY 2014-2015- (HDM+C)	23,036	\$52,572	20,460	97% HDM 3% Cong	\$37,000	
Total meals served FY 2015-2016 (HDM+C)	22,799	\$55,942	20,460	97% HDM 3% Cong	\$37,000	
Total meals served FY 2016-2017 (HDM+C+ ARCH)	23,148	\$69,660	22,320	93%HDM 7% Cong	\$37,000	
Total meals served FY 2017-2018 (HDM+C+ARCH)	25,396	\$69,375	22,500	97%HDM 3% Cong	\$37,000	
Total meals served FY 2018-2019 (HDM+C)	29,883	\$73,750	24,000	98% HDM 2% Cong	\$37,000	
Total meals served FY 2019-2020 (HDM+C)	39,719	\$84,375	27,500	96%HDM 4% Cong	\$37,000 + \$7500	
Total meals served July 2020- June 2021 (HDM + Cong.)	77,228	\$96,058	30,250	96%HDM 4% Cong	\$37,000	
FYTD Total meals served July 2021 - June 2022 (HDM + Cong.)	49,689	\$96,058	30,250	96% HDM 4% Cong	-	\$50,000
FYTD Total meals served July 2022 – June 2023 (HDM + Cong.)	52,766	\$96,058	30,250	96% HDM 4% Cong	-	\$50,000
FYTD Total meals served July 2023 – June 2024 (HDM)	50,064	\$186,660	51,000	100% HDM	-	\$50,000
FYTD Total meals served July 2024 – June 2025 (HDM)	6,864	\$204,733	45,000	100% HDM	\$40,000	-
TOTAL cumulative meals	611,014					

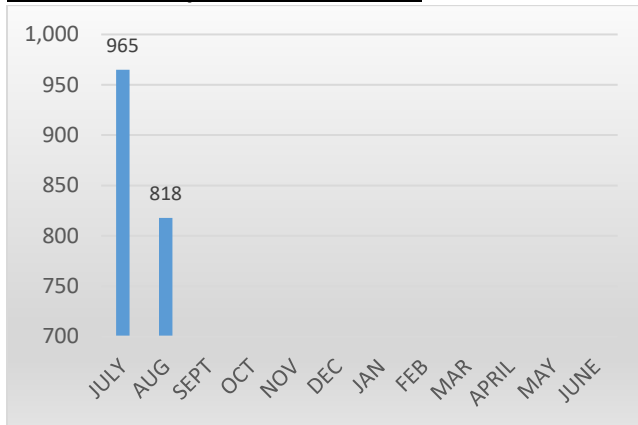
NEW CLIENTS

Referral Source	# of clients
Friend/Neighbor/Family	3
Acorn	-
Former Congregate Client	-
Website/ Social Media	2
Healthy Attitudes magazine	-
Health Care Provider: APS/Hospital/Doctor/SWrkr	1
VCAAA	-
Previous Client	5
Internal District referral	
Walk-in	-
Hospice	-
OASIS Catholic charities	-
Project HOPE	-
TOTAL	11

CANCELLATIONS

Reason Given	# of clients
No longer requires services	6
Family/Caregiver now providing meals	2
Moved in with family	-
Moved into care facility	-
Moved to alternate program	-
No longer meets criteria	-
Health improved: able to cook	-
Dietary restrictions	1
Relocation out of service area	-
Deceased	2
On hold for extended time	-
TOTAL	11

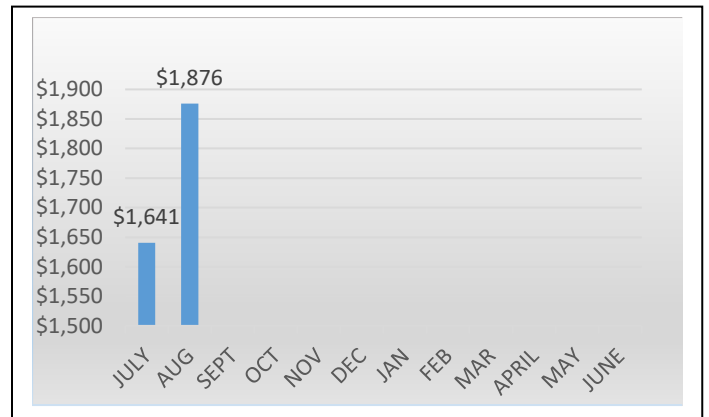
Clients Served per Month 2024-25



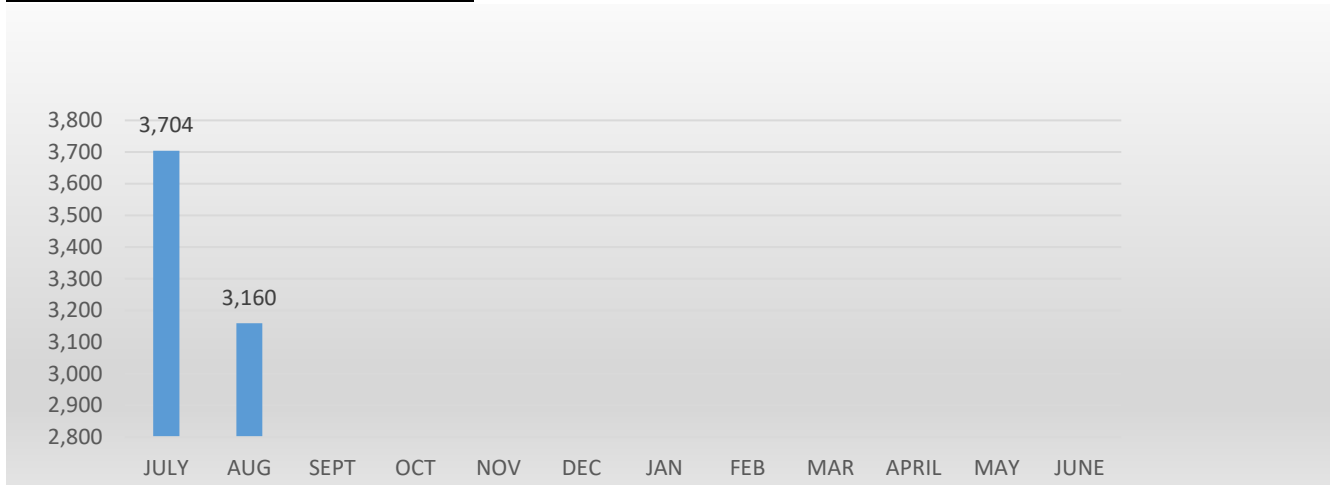
*client count is duplicated count as clients receive meals each week

** Meals served per month change if clients are on hold or meals are returned.

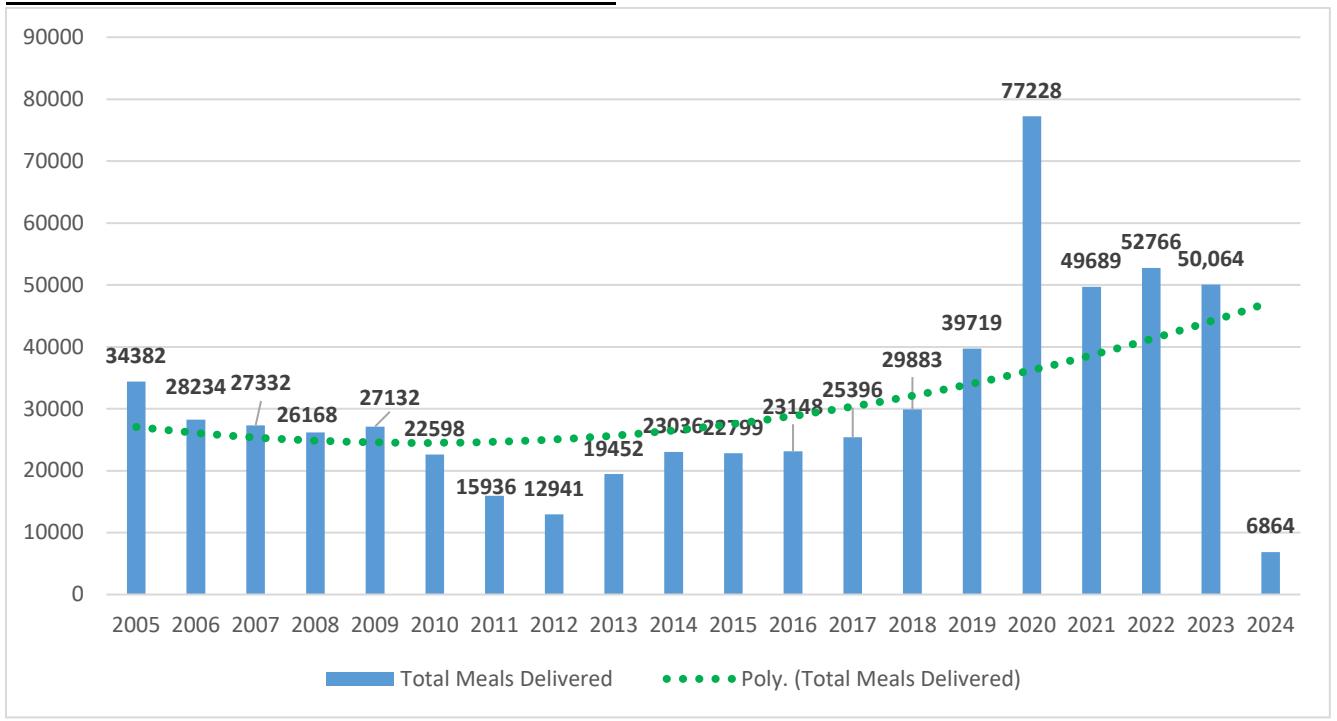
Donations Rec'd per Month 2024-25



Total Meals Delivered/Month 2024-25



Total Meals Delivered: Multi-Year View



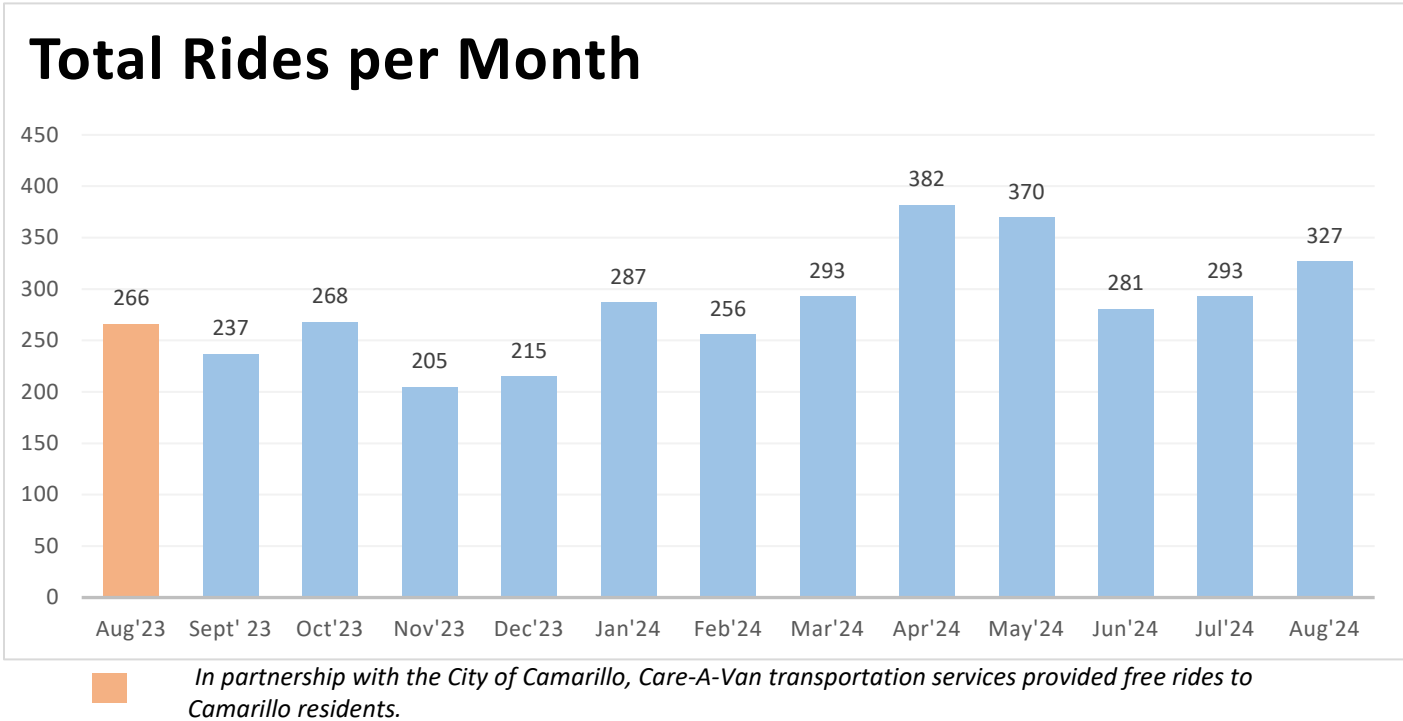
MEMORANDUM

DATE: September 19, 2024
TO: Kara Ralston, Chief Executive Officer
FROM: Blair Barker, Program Officer
SUBJECT: *August Monthly Report*

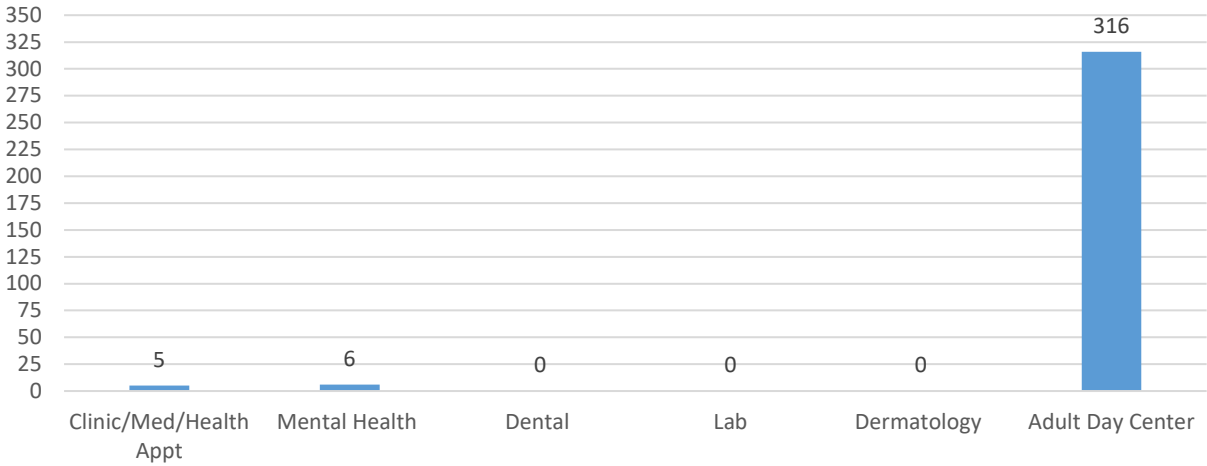
PROGRAM DESCRIPTION

Camarillo Health Care District provides door-through-door transportation for non-emergency medical appointments and other activities of daily living, including to and from District programs, throughout Ventura County. Drivers are trained in CPR and First Aid, and have additional sensitivity training in transporting frail, elderly cognitively challenged and mobility-challenged riders. Vehicles are equipped with hydraulic lifts to accommodate wheelchair clients, oxygen canisters, and other assistive mobility devices.

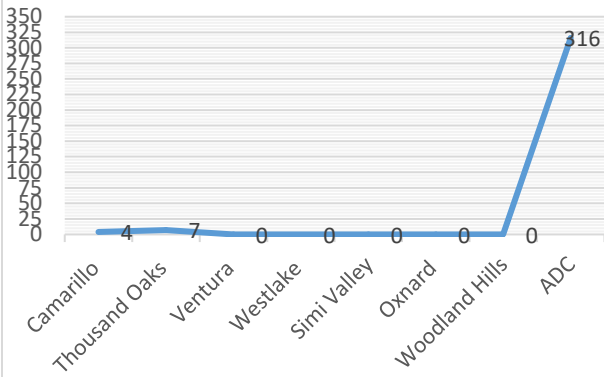
Rides originate in the service area and can be provided to destinations throughout Ventura County, and to Kaiser in Woodland Hills. Transportation services remain available with proper capacity, safety and spread mitigation limits.



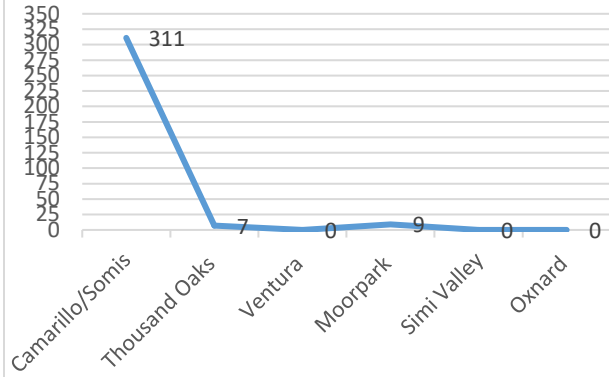
Cause or Reason for Ride



Ride Destinations



Adult Day Ride Destinations



Highlights


September 2024

Introducing Tovertafel! (Magic Table in Dutch)

Meaning “magic table” in Dutch, the Tovertafel table is the District’s latest innovation tool offered in the Adult Day Center. The Magic Table program is an award-winning system that has become a tool in more than 10,000 dementia care communities worldwide, and Camarillo Health Care District is the first to acquire and use it in California!

An interactive gaming system, the Magic Table is designed for “purposeful play” for participants with cognitive and intellectual challenges and was first developed for older adults living with dementia.


Research shows that playing on the Magic Table can break through restless and tense behavior, as well as increase positive emotions in people living with dementia. Games are created for a range of cognitive abilities with varying levels



Highlights

September 2024

Introducing Tovertafel



Left: making music

Right: Moving lights around

Bottom: Train/locomotive



STEVE BENNETT
ASSEMBLYMEMBER, THIRTY-EIGHTH DISTRICT
California State Assembly



Kara,

Thank you for meeting with Taylor & Michelle as part of my office's endeavor to re-connect with our community's organizations. I heard about your discussion regarding Camarillo Health Care District's innovative programs and services, and am grateful for the information you shared with us. Please reach out if there is anything we can be of help with.

Sincerely,

Steve *Keep up your important work!*



[REDACTED]

Luis Morales
Camarillo Health Care District
3639 E. Las Posas Road, Suite 117
Camarillo, CA 93010

[REDACTED]

September 3, 2024

Re: Commendation letter for Ashlyn Cronk

Dear Mr. Morales,

I have spent a significant amount of time with Ashlyn this year. She was the instructor for two eight-week courses, two hours each week (Matter of Balance and Tai Chi). She also taught two other fitness classes, half an hour, twice a week, for four weeks.

It is important to me that you know that you have a gem in your midst. Her professionalism and work ethic are superb. Not only has she never missed a session, but she has never been late.


The two eight-week classes involved other team members (Elsa and Michaela). It is apparent that she is liked and admired by her co-workers. Ashlyn's ability to work with others is the epitome of teamwork.

Her communication skills are extraordinary. At times, I have not understood a concept that was being taught. Her critical thinking, coupled with her people skills and exceptional ability to communicate, had me understanding the idea within minutes of additional explanation or demonstration.

Ashlyn is intuitive and takes the initiative. When she sees that someone is confused, even if they are not asking questions, she will take a moment to clarify whatever concept is being conveyed. All comments are positive, never negative.

In addition to her skills as an employee, she is incredibly knowledgeable about the physical body and could easily moonlight as a therapist, with her empathy and mental health knowledge. Finally, from my perspective, she is a joy to spend time with. Her positive nature and outlook on life are contagious.

Please contact me for further compliments. This letter does not do Ashlyn justice.

Sincerely,

SUSAN [REDACTED]

SECTION 12

FUTURE MEETINGS AND EVENTS

<u>BOARD OF DIRECTORS MEETINGS</u>	
Executive Committee: Doria/Dixon	October 14, 2024 – 12:30 p.m.
Finance Committee: Loh/Feinberg	October 24, 2024 – 10:00 a.m.
Regular Full Board	October 24, 2024 – 11:30 a.m.
Executive Committee: Doria/Dixon	November 12, 2024 – 12:30 p.m.
Regular Full Board	November 21, 2024 – 11:30 a.m.
Regular Full Board	December - DARK
