



**Regular Board Meeting  
October 26, 2021 12:00 PM**

**Join Zoom Meeting**

**Join Zoom Meeting**

<https://us06web.zoom.us/j/87406316350>

**Meeting ID: 874 0631 6350**

**One tap mobile**

**+17207072699,,87406316350# US (Denver)**

**+12532158782,,87406316350# US (Tacoma)**

**Dial by your location**

**+1 669 900 9128 US (San Jose)**

**+1 253 215 8782 US (Tacoma)**

**+1 346 248 7799 US (Houston)**

**+1 646 558 8656 US (New York)**

**+1 301 715 8592 US (Washington DC)**

**+1 312 626 6799 US (Chicago)**

**Meeting ID: 913 2323 8414**

**Find your local number: <https://zoom.us/j/87406316350>**

**OCTOBER 26, 2021**

**This page intentionally left blank.**



## **2021 Board Meeting Calendar**

January 26, 2021, 12:00 p.m.

February 23, 2021, 12:00 p.m.

March 23, 2021, 12:00 p.m.

April 27, 2021, 12:00 p.m.

May 25, 2021, 12:00 p.m.

June 8, 2021, 12:00 p.m. (Budget)

June 22, 2021, 12:00 p.m. (If Needed)

July 27, 2021, 12:00 p.m.

August – Dark

September 28, 2021, 12:00 p.m.

October 26, 2021, 12:00 p.m.

November 16, 2021, 8:30 a.m. (Board Work Study)

December - Dark



## **2022 Board Meeting Calendar**

January 25, 2022, 12:00 p.m.

February 22, 2022, 12:00 p.m.

March 22, 2022, 12:00 p.m.

April 26, 2022, 12:00 p.m.

May 24, 2022, 12:00 p.m.

June 7, 2022, 12:00 p.m. (Budget)

June 28, 2022, 12:00 p.m. (Optional)

July 26, 2022, 12:00 p.m.

August – Dark

September 27, 2022, 12:00 p.m.

October 25, 2022, 12:00 p.m.

November 15, 2022, 8:30 a.m. (Board Work Study)

December - Dark



## Agenda

**October 26, 2021 – 12:00 p.m.**

**Regular Meeting of the Board of Directors - Zoom Meeting**

**Join Zoom Meeting**

<https://us06web.zoom.us/j/87406316350>

**Meeting ID: 874 0631 6350**

**One tap mobile**

**+17207072699,,87406316350# US (Denver)**

**+12532158782,,87406316350# US (Tacoma)**

COVID-19 RESPONSE: This meeting will be conducted pursuant to the provisions of the Governor's Executive Orders N-25-20 and N-29-20. To observe and /or participate in the Board meeting you are welcome to join our Zoom Meeting.

### Board of Directors

Christopher Loh, MD, President  
Tom Doria, MD, Vice President  
Richard Loft, MD, Clerk of the Board  
Mark Hiepler, ESQ, Director  
Martin T. Daly, Director

### Staff

Kara Ralston, Chief Executive Officer  
Sonia Amezcua, Chief Administrative Officer  
Karen Valentine, Clerk to the Board

### Participants

Rick Wood, *CSDA Financial Services*  
Shalene Hayman, *Hayman Consulting*

1. **CALL TO ORDER**
2. **ROLL CALL**
3. **PLEDGE OF ALLEGIANCE**– Director Doria
4. **DELETIONS/CORRECTIONS TO THE POSTED AGENDA**
5. **PUBLIC COMMENT** - Ca. GC Section 54954.3
  - Members of the public can observe or participate in the virtual Meeting during open session by clicking on the following Zoom link to join the virtual meeting:  
<https://us06web.zoom.us/j/87428110983> Meeting ID: 874 2811 0983  
Or join by telephone: 1 (253) 215-8782 – Meeting ID: 874 2811 0983
  - Public who cannot participate but want to make a public comment can submit your comment via email by 4:00 p.m. on Monday, October 25, 2021 to the Clerk to the Board at [karenv@camhealth.com](mailto:karenv@camhealth.com). The Clerk to the Board will print your email, distribute copies to all Board Members prior to the meeting, and the Board President or Chief Executive Officer will read the emailed comments aloud during general public comments, or during the specified agenda item. There will be a maximum of three minutes allowed per public comment.
6. **PRESENTATION** - None

**7. CONSENT AGENDA**

Consent Agenda items are considered routine and are acted upon without discussion, with one motion. If discussion is requested, that item(s) will be removed from the Consent Agenda for discussion, and voted on as a separate item. If no discussion is requested, the Board President may request a motion to approve as presented.

- A. Approval of the Minutes of the Regular Board of Directors Meeting of September 28, 2021.  
**(Please see Section 7-A)**
- B. Approval of the Minutes of the Executive Committee Meeting of October 19, 2021.  
**(Please see Section 7-B)**
- C. Receive and file the June 30, 2021 GASB 75 Disclosure for the Camarillo Health Care District from Actuarial Retirement Consulting.  
**(Please see Section 7-C)**

**Suggested Motion:** Motion to approve Consent Agenda as presented.

Motion \_\_\_\_\_ Second \_\_\_\_\_ Abstain \_\_\_\_\_ Pass \_\_\_\_\_

Loh \_\_\_\_\_ Doria \_\_\_\_\_ Loft \_\_\_\_\_ Hiepler \_\_\_\_\_ Daly \_\_\_\_\_

**8. DISCUSSION AND ACTION OF CONSENT AGENDA ITEMS PULLED, IF NECESSARY**

**9. ITEMS FOR ACTION**

- A. **Review/ Discussion /Action** – Consideration, discussion, and recommendation for approval of District Check Register, Check Register Comparison, Financial Reports, and monthly Investment and Designated Reserve Report for period ending September 30, 2021.  
**(Please see Section 9-A)**

**Suggested Motion:** Motion to approve District Check Register, Financial Reports, and monthly Investment and Designated Reserve Report for period ending September 30, 2021.

Motion \_\_\_\_\_ Second \_\_\_\_\_ Abstain \_\_\_\_\_ Pass \_\_\_\_\_

Loh \_\_\_\_\_ Doria \_\_\_\_\_ Loft \_\_\_\_\_ Hiepler \_\_\_\_\_ Daly \_\_\_\_\_

- B. **Review/ Discussion/ Action** – Consideration, discussion, and action on Resolution 21-11, Re-Authorizing Remote Teleconference Meetings of the Board of Directors for a 30-Day Period commencing November 1, 2021. **(Please see Section 9-B)**

**Suggested Motion:** Motion to approve District Resolution 21-11, Re-Authorizing Remote Teleconference Meetings of the Board of Directors for a 30-Day Period commencing November 1, 2021.

Motion \_\_\_\_\_ Second \_\_\_\_\_ Abstain \_\_\_\_\_ Pass \_\_\_\_\_

Loh \_\_\_\_\_ Doria \_\_\_\_\_ Loft \_\_\_\_\_ Hiepler \_\_\_\_\_ Daly \_\_\_\_\_

**C. Review/ Discussion/ Action** – Consideration, discussion, and action on Resolution 21-12, Recognizing November 2021 as National Family Caregivers Month. **(Please see Section 9-C)**

**Suggested Motion:** Motion to approve District Resolution 21-12, Recognizing November 2021 as National Family Caregivers Month.

Motion \_\_\_\_\_ Second \_\_\_\_\_ Abstain \_\_\_\_\_ Pass \_\_\_\_\_

Loh \_\_\_\_\_ Doria \_\_\_\_\_ Loft \_\_\_\_\_ Hiepler \_\_\_\_\_ Daly \_\_\_\_\_

**10. CHIEF EXECUTIVE OFFICER REPORT**

**11. BOARD PRESIDENT REPORT**

**12. BOARD MEMBERS COMMENTS AND/OR REPORTS**

**13. FUTURE MEETING AND EVENTS**

**Board of Directors Meetings**

• <b>Executive Committee: Loh, Doria</b>	November 9, 2021, 12:00 p.m.	
• <b>Full Board:</b>	November 16, 2021, 12:00 p.m.	
• <b>Full Board:</b>	December 2021 - Dark	
• <b>Executive Committee: Proposed</b>	January 18, 2022, 12:00 p.m.	<b>IN-PERSON</b>
• <b>Finance Committee: Proposed</b>	January 25, 2022, 10:30 a.m.	<b>IN-PERSON</b>
• <b>Full Board: Proposed</b>	January 25, 2022, 12:00 p.m.	<b>IN-PERSON</b>
• <b>Executive Committee:</b>	February 15, 2022, 12:00 p.m.	<b>IN-PERSON</b>
• <b>Full Board:</b>	February 22, 2022, 12:00 p.m.	<b>IN-PERSON</b>

**14. ADJOURNMENT** - This meeting of the Camarillo Health Care District Board of Directors is adjourned at \_\_\_\_\_ p.m.

**ACTION ITEMS** not appearing on the Agenda may be addressed on an emergency basis by a majority vote of the Board of Directors when need for action arises.

**ADA compliance statement;** In compliance with the Americans with Disabilities Act, if you need special assistance to participate in this meeting, please contact the Clerk to the Board of Directors, Karen Valentine, at (805) 482-9382. Notification 48 hours prior to the meeting will enable the District to make reasonable arrangements to ensure accessibility to this meeting.

Note: This agenda was posted at the Camarillo Health Care District Administrative Office and on our website, [www.camhealth.com](http://www.camhealth.com) on Friday, October 22, 2021, on or before 4:00 p.m.

**This page intentionally left blank.**





## SECTION 5

### PUBLIC COMMENTS

COVID-19 RESPONSE: The Board reserves this time to hear from the public. If you wish to make a general public comment, or comment on a specific agenda item, please submit your comment via email by 4:00 p.m. on Monday, October 25, 2021 to the Clerk to the Board at [karenv@camhealth.com](mailto:karenv@camhealth.com). The Clerk to the Board will print your email, distribute copies to all Board Members prior to the meeting, and the Board President or Chief Executive Officer will read the emailed comments aloud during general public comments, or during the specified agenda item.

OCTOBER 26, 2021

**This page intentionally left blank.**



**SECTION 7**

**CONSENT AGENDA**

**SECTION 7-A  
APPROVAL OF MINUTES OF  
THE REGULAR BOARD MEETING OF SEPTEMBER 28, 2021**

**OCTOBER 26, 2021**

**Regular Meeting of the Board of Directors**  
Zoom Meeting – Meeting ID: **874 2811 0983**

**Board of Directors - Present**

Christopher Loh, MD, President  
Tom Doria, MD, Vice President  
Richard Loft, MD, Director, Clerk of the Board  
Mark Hiepler, ESQ, Director  
Martin T. Daly, Director

**Staff - Present**

Kara Ralston, Chief Executive Officer  
Sonia Amezcua, Chief Administrative Officer  
Karen Valentine, Clerk to the Board

**Participants:**

Rick Wood, *Financial Services Vendor, CSDA*  
Shalene Hayman, *Hayman Consulting*  
Aleks Giragosian, Senior Counsel, *Colantuono, Highsmith & Whatley, PC*

**Guests**

1. **Call to Order and Roll Call** - The Regular Meeting of the Camarillo Health Care District Board of Directors was called to order on Tuesday, September 28, 2021, at 12:02 p.m., by Christopher Loh, President.
2. **Pledge of Allegiance** – Director Loh
3. **Amendments to The Agenda** – None
4. **Public Comment** – None
5. **Presentations** – None
6. **Consent Agenda** - It was **MOVED** by Director Doria, **SECONDED** by Director Hiepler, and **MOTION PASSED** that the Board of Directors approve the Consent Agenda as presented.

**Roll Call Vote: Ayes:** Loh, Doria, Hiepler, Daly      **Nays:** None      **Absent:** Loft

7. **Action Items**

**A. Review/ Discussion /Action** – Consideration, discussion, and recommendation for approval of District Check Register, Check Register Comparison, Financial Reports, and monthly Investment and Designated Reserve Report for period ending July 31, 2021.

It was **MOVED** by Director Daly, **SECONDED** by Director Loh, and **MOTION PASSED** that the Board of Directors approve the District Check Register, Check Register Comparison, Financial Reports, and monthly Investment and Designated Reserve Report for period ending July 31, 2021.

**Roll Call Vote: Ayes:** Loh, Doria, Hiepler, Daly      **Nays:** None      **Absent:** Loft

*Director Loft Joined the meeting at 12:25 p.m.*

**B. Review/ Discussion /Action** – Consideration, discussion, and recommendation for approval of District Check Register, Check Register Comparison, Financial Reports, and monthly Investment and Designated Reserve Report for period ending August 31, 2021.

It was **MOVED** by Director Daly, **SECONDED** by Director Hiepler, and **MOTION PASSED** that the Board of Directors approve the District Check Register, Check Register Comparison, Financial Reports, and monthly Investment and Designated Reserve Report for period ending August 31, 2021.

**Roll Call Vote: Ayes:** Loh, Doria, Loft, Hiepler, Daly      **Nays:** None      **Absent:** None

**C. Review/ Discussion /Action** – Consideration, discussion, and recommendation for approval of the Disclosure of Reimbursement Report for fiscal year ending June 30, 2021.

It was **MOVED** by Director Doria, **SECONDED** by Director Loh, and **MOTION PASSED** that the Board of Directors approve the Disclosure of Reimbursement Report for fiscal year ending June 30, 2021.

**Roll Call Vote: Ayes:** Loh, Doria, Loft, Hiepler, Daly      **Nays:** None      **Absent:** None

**D. Review/ Discussion /Action** – Consideration, discussion, and recommendation for approval of District Resolution 21-09, Adopting the 2022 Regular Board Meeting Calendar.

It was **MOVED** by Director Loh, **SECONDED** by Director Daly, and **MOTION PASSED** that the Board of Directors approve District Resolution 21-09, Adopting the 2022 Regular Board Meeting Calendar.

**Roll Call Vote: Ayes:** Loh, Doria, Loft, Hiepler, Daly      **Nays:** None      **Absent:** None

**E. Review/ Discussion /Action** – Consideration, discussion, and recommendation for approval of District Resolution 21-08, Restatement of Qualified Retirement Plan.

It was **MOVED** by Director Doria, **SECONDED** by Director Loh, and **MOTION PASSED** that the Board of Directors approve District Resolution 21-08, Restatement of Qualified Retirement Plan, and request the Finance Committee review the Plan further.

**Roll Call Vote: Ayes:** Loh, Doria, Loft, Hiepler, Daly      **Nays:** None      **Absent:** None

**F. Review/ Discussion /Action** – Consideration, discussion, and recommendation for approval of District Resolution 21-10, Authorizing Remote Teleconference Meetings of the Board of Directors for a 30-Day Period commencing October 1, 2021.

*Aleks Giragosian, Senior Counsel with Colantuono, Highsmith & Whatley, PC, provided an overview of AB 361, which enabled local public agencies to continue to teleconference (remote meetings) during a declared state of emergency, through the original expiration of September 30, 2021. AB361 has a sunset date of 2024.*

It was **MOVED** by Director Doria, **SECONDED** by Director Loh, and **MOTION PASSED** that the Board of Directors approve District Resolution 21-10, Authorizing Remote Teleconference Meetings of the Board of Directors for a 30-Day Period commencing October 1, 2021.

**Roll Call Vote: Ayes:** Loh, Doria, Loft, Hiepler, Daly      **Nays:** None      **Absent:** None

*Director Hiepler left the meeting at 2:05 p.m.*

**8. Chief Executive Officer Report**

CEO Ralston reported that Assemblymember Jacqui Irwin and State Senator Monique Limon have secured COVID-19 relief funding for the District in the amount of \$330,000.00.

CEO Ralston reported that the District will begin its redistricting process based on the 2020 Census results in January or February, following the signing into law of SB 594 which requires local government maps to be adopted no later than April 17, 2022, which is 25 fewer days than current law and only applies to the 2022 election year. National Demographics Corporation has been retained to examine 2020 census results and advise the District on any required adjustments to existing maps. The District will hold its required public hearings in January or February of 2022.

**9. Board President's Report**

Nothing new to report.

**10. Having no further business this meeting was adjourned at 2:24 p.m.**

---

Richard Loft  
Clerk of the Board



**SECTION 7**

**CONSENT AGENDA**

**SECTION 7-B  
APPROVAL OF MINUTES OF  
THE EXECUTIVE/AGENDA BUILDING COMMITTEE MEETING OF  
OCTOBER 19, 2021**

**OCTOBER 26, 2021**



# MINUTES

October 19, 2021

**Executive/Agenda Building Committee Meeting  
Camarillo Health Care District Board of Directors**

**ZOOM MEETING**  
**Meeting ID: 825 2221 6467**

**Board Members Present:**

Christopher Loh, President  
Tom Doria, MD, Vice President

**Staff Present:**

Kara Ralston, Chief Executive Officer  
Karen Valentine, Clerk to the Board

- 
1. Call to Order – The Executive Committee Meeting was called to order by President Christopher Loh, at 12:00 p.m.
  2. Roll Call – Loh, Doria
  3. Public Comment – No Public Comment
  4. Reviewed the proposed Agenda for the Regular Board Meeting scheduled for October 26, 2021.
  5. **Consent Agenda**
    - A. Reviewed the Minutes of the Regular Board Meeting of September 28, 2021.
  6. **Action Items**
    - A. Reviewed Check Register and Check Register Comparison Report for period ending September 30, 2021.
    - B. Reviewed District Resolution 21-11, Re-Authorizing Remote Teleconferencing Meetings.
    - C. Reviewed District Resolution 21-12, Recognizing November 2021 as National Family Caregivers Month.
  7. CEO Report –
  8. Meeting Adjourned at 12:22 p.m.

---

Christopher Loh  
President






**SECTION 7**

**CONSENT AGENDA**

**SECTION 7-C**

**RECEIVE AND FILE THE JUNE 30, 2021 GASB 75 DISCLOSURE FOR THE  
CAMARILLO HEALTH CARE DISTRICT FROM ACTUARIAL RETIREMENT  
CONSULTING.**

**OCTOBER 26, 2021**



September 3, 2021

Kara Ralston  
CEO  
Camarillo Health Care District  
3639 E. Las Posas Road  
Suite 117  
Camarillo, CA 93010

Re: June 30, 2021 GASB 75 Disclosure for the Camarillo Health Care District

Dear Ms. Ralston

This report provides the note disclosures and required supplementary information for the Camarillo Health Care District (District)'s other postemployment benefits (OPEB) plan for the reporting period ending June 30, 2021.

Governmental Accounting Standards Board (GASB) Statement No. 75 allows for a roll forward of results from the prior actuarial valuation date to a reporting date no more than 30 months and 1 day following. If significant changes occur between the valuation date and the measurement date, consideration should be given to whether a new actuarial valuation is needed. The District provided changes since the June 30, 2019 actuarial valuation and it was determined that a new actuarial valuation was not needed for this measurement period. The results set forth in this report are established from the District's June 30, 2019 valuation and are based on the same census, benefit provisions, and assumptions. The District provided contributions, payroll, and any applicable asset information for the measurement period ending June 30, 2020.

We appreciate the opportunity to work on this report with the District and are available to answer any questions the District or its auditors may have regarding this report.

Sincerely,

Molly McGee, ASA, EA, FCA, MAAA  
Consulting Actuary

**Camarillo Health Care District  
GASB 75 Note Disclosures and Required Supplementary Information  
for the Reporting Year Ended June 30, 2021**

**General Information about the OPEB Plan**

**Plan Description**

The District's defined benefit OPEB plan (Plan) provides lifetime post-employment medical insurance to eligible retirees and their spouses through the California Public Employees Retirement System (CalPERS). The Plan is a single-employer defined benefit healthcare plan.

**Benefits Provided**

Employees may retire and receive District-paid contributions towards healthcare upon attainment of age 50 and completion of 5 years of service.

The District provides medical coverage to eligible employees and the employee's spouse for life. Annually, the District establishes a maximum monthly contribution toward the cost of health insurance benefits.

**Employees Covered by Benefit Terms**

Retirees or beneficiaries receiving benefit payments as of June 30, 2019	6
Active eligible employees as of June 30, 2019	25

**Contributions**

The contribution requirements of the plan are established by the District's board of directors. The District has an OPEB trust account with CERBT. The District did not make a contribution to the trust for the fiscal year ending June 30, 2021.



**Camarillo Health Care District  
GASB 75 Note Disclosures and Required Supplementary Information  
for the Reporting Year Ended June 30, 2021**

**Net OPEB Liability**

The District's net OPEB liability was measured as of June 30, 2020 and the total OPEB liability used to calculate the net OPEB liability was determined by an actuarial valuation as of June 30, 2019. Standard actuarial update procedures were used to project/discount from valuation to measurement dates.

**Actuarial Assumptions**

The total OPEB liability in the June 30, 2019 actuarial valuation was determined using the following actuarial assumptions and other inputs, applied to all periods included in the measurement, unless otherwise specified:

Inflation rate	3.00 percent
Salary increases	3.00 percent
Discount rate	6.75 percent
Investment rate of return	6.75 percent, net of OPEB plan investment expense
Healthcare cost trend rate	5.80 percent for 2020; 5.70 percent for 2021; and decreasing 0.10 percent per year to 5.00 percent for 2028 and later years

Mortality rates were based on the RP-2014 Employee Mortality Table for Males or Females, as appropriate, without projection. The actuarial assumptions used in the June 30, 2019 valuation were based on a review of plan experience during the period June 30, 2017 to June 30, 2019.

**Discount Rate**

GASB 75 requires the use of a discount rate that considers the availability of the OPEB plan's fiduciary net position associated with the OPEB of current active and inactive employees and the investment horizon of those resources.

OPEB plans with irrevocable trust accounts can utilize a discount rate equal to the long-term expected rate of return to the extent that the OPEB plan's fiduciary net position is projected to be sufficient to make projected benefit payments and the OPEB plan assets are expected to be invested using a strategy to achieve that return.

To determine if the OPEB plan assets are sufficient, a calculation of the projected fiduciary net position and the amount of projected benefit payments is compared in each period. When OPEB plan assets are determined to not be sufficient, a blended rate is calculated.

For OPEB plans that do not have irrevocable trust accounts, GASB 75 requires a discount rate equal to the yield or index rate for 20-year, tax-exempt general obligation municipal bonds with an average rating of AA/Aa or higher.

The District has an irrevocable trust account for prefunding OPEB liabilities. Plan assets are expected to be sufficient. The discount rate used to measure the total OPEB liability is equal to the long-term expected rate of return.



**Camarillo Health Care District  
 GASB 75 Note Disclosures and Required Supplementary Information  
 for the Reporting Year Ended June 30, 2021**

**Discount Rate (cont.)**

The long-term expected rate of return on OPEB plan investments was determined using a building-block method in which best-estimate ranges of expected future real rates of return (expected returns, net of OPEB plan investment expense and inflation) are developed for each major asset class. These ranges are combined to produce the long-term expected rate of return by weighting the expected future real rates of return by the target asset allocation percentage and by adding expected inflation. The assumed allocation and best estimates of real rates of return for each major asset class are summarized in the following table:

<u>Asset Class</u>	<u>Assumed Asset Allocation</u>	<u>Real Rate of Return</u>
Global ex-U.S. Equity	59%	5.5%
U.S. Fixed	25%	1.5%
TIPS	5%	1.2%
Real Estate	8%	3.7%
Commodities	3%	0.6%



**Camarillo Health Care District  
 GASB 75 Note Disclosures and Required Supplementary Information  
 for the Reporting Year Ended June 30, 2021**

**Changes in the Net OPEB Liability**

	Increase (Decrease)		
	Total OPEB Liability (a)	Plan Fiduciary Net Position (b)	Net OPEB Liability (a) – (b)
<b>Balances at June 30, 2019</b>	<u>\$1,949,574</u>	<u>\$1,622,797</u>	<u>\$326,777</u>
<b>Changes for the year:</b>			
Service cost	108,302		108,302
Interest	137,381		137,381
Changes of benefit terms	0		0
Difference between expected and actual experience	0		0
Changes in assumptions or other inputs	0		0
Contributions – employer		45,957	(45,957)
Net investment income		58,003	(58,003)
Benefit payments	(45,957)	(45,957)	0
Administrative expenses		(1,396)	1,396
<b>Net changes</b>	<u>199,726</u>	<u>56,607</u>	<u>143,119</u>
<b>Balances at June 30, 2020</b>	<u>\$2,149,300</u>	<u>\$1,679,404</u>	<u>\$469,896</u>

**Sensitivity of the net OPEB liability to changes in the discount rate**

The following presents the net OPEB liability of the District, as well as what the District's net OPEB liability would be if it were calculated using a discount rate that is 1-percentage point lower or 1-percentage-point higher than the current discount rate:

	1% Decrease (5.75%)	Discount Rate (6.75%)	1% Increase (7.75%)
Net OPEB liability (asset)	<u>706,471</u>	<u>469,896</u>	<u>271,666</u>

**Sensitivity of the net OPEB liability to changes in the healthcare cost trend rates**

The following presents the net OPEB liability of the District, as well as what the District's net OPEB liability would be if it were calculated using healthcare cost trend rates that are 1-percentage-point lower or 1-percentage-point higher than the current healthcare cost trend rates:

	1% Decrease (4.80% current, 4.00% ultimate, 3.00% Medicare)	Trend Rate (5.80% current, 5.00% ultimate, 4.00% Medicare)	1% Increase (6.80% current, 6.00% ultimate, 5.00% Medicare)
Net OPEB liability (asset)	<u>246,778</u>	<u>469,896</u>	<u>738,024</u>



**Camarillo Health Care District**  
**GASB 75 Note Disclosures and Required Supplementary Information**  
**for the Reporting Year Ended June 30, 2021**

**OPEB Plan Experience**

Reporting period July 1, 2020 to June 30, 2021  
 Measurement period July 1, 2019 to June 30, 2020

**Benefit Payments and Contributions**

	<u><b>Benefit Payments</b></u>
Benefits paid from the trust	0
Benefits paid outside of trust	45,172
Implicit benefits paid	785
<b>Total benefit payments</b>	<u><b>\$45,957</b></u>
	<u><b>Contributions</b></u>
Contributions to the trust - employer	0
Contributions - benefits paid outside of trust	45,172
Contributions – implicit benefits paid	785
<b>Total contributions</b>	<u><b>\$45,957</b></u>

**Investment Rate of Return**

The policy regarding the allocation of the plan's invested assets is established by CERBT Strategy 1. The primary objective is to maximize total Plan return, subject to the risk and quality constraints set forth in the investment guidelines. The asset allocation ranges for this objective, as of 2021, are listed below:

<u>Asset Class</u>	<u>Target Allocation</u>	<u>Target Range</u>	<u>Benchmark</u>
Global Equity	59%	±5%	MSCI All Country World Index IMI (net)
Fixed Income	25%	±5%	Bloomberg Barclays Long Liability Index
Treasury Inflation-Protected Securities	5%	±3%	Bloomberg Barclays Barclays US TIPS Index, Series L
Real Estate Investment Trusts	8%	±5%	FTSE EPRA/NAREIT Developed Index (net)
Commodities	3%	±3%	S&P GSCI Total Return Index
Cash	0%	±2%	91 Day Treasury Bill

For the year ended on the measurement date, the annual money-weighted rate of return on investments, net of investment expense, was 3.57 percent. The money-weighted rate of return expresses investment performance, net of investment expense, adjusted for the changing amounts invested.



**Camarillo Health Care District  
 GASB 75 Note Disclosures and Required Supplementary Information  
 for the Reporting Year Ended June 30, 2021**

**OPEB Expense and Deferred Outflows and Inflows of Resources Related to OPEB**

**Annual OPEB Expense**

The annual OPEB expense is the sum of the change in Net OPEB Liability, the change in deferred outflows, and the change in deferred inflows, reduced by the employer contributions.

Net OPEB liability at beginning of measurement period (a)	\$326,777
Net OPEB liability at end of measurement period (b)	\$469,896
Change in net OPEB liability (b)-(a)	143,119
Change in deferred outflows	4,118
Change in deferred inflows	(108,165)
Employer contributions	45,957
<b>Net OPEB expense from June 30, 2019 to June 30, 2020</b>	<b><u>\$85,029</u></b>

**Deferred Outflows of Resources and Deferred Inflows of Resources Related to OPEB**

For the reporting year ending June 30, 2021, the District recognized deferred outflows of resources and deferred inflows of resources related to OPEB from the following sources:

	<u>Deferred Outflows of Resources</u>	<u>Deferred Inflows of Resources</u>
Difference between expected and actual experience	0	215,359
Changes in assumptions or other inputs	0	109,137
Differences between projected and actual return investments	30,058	0
<b>Total</b>	<b><u>\$30,058</u></b>	<b><u>\$324,496</u></b>

The District has a lookback measurement date. For the reporting year ending June 30, 2021, the District uses a measurement year ending June 30, 2020. The deferred resources listed above do not include any District contributions made after the measurement period.

Amounts reported as deferred outflows of resources and deferred inflows of resources related to OPEB will be recognized in OPEB expense as follows:

<u>Reporting Fiscal Year Ending June 30:</u>	<u>Deferred Outflows of Resources</u>	<u>Deferred Inflows of Resources</u>	<u>Net Deferred Outflows (Inflows) of Resources</u>
2022	12,423	(108,165)	(95,742)
2023	12,421	(108,165)	(95,744)
2024	3,553	(108,166)	(104,613)
2025	1,661	0	1,661
2026	0	0	0
2027	0	0	0
2028	0	0	0
2029	0	0	0
2030	0	0	0
2031	0	0	0





**Camarillo Health Care District  
 GASB 75 Note Disclosures and Required Supplementary Information  
 for the Reporting Year Ended June 30, 2021**

**Schedule of Deferred Outflows of Resources**

Year	Source	Initial Amount	Initial Amortization Period (Years)	Annual Recognition	Current Balance
2017	Difference between expected and actual experience	0	0.0	0	0
2017	Changes in assumptions or other inputs	0	0.0	0	0
2017	Net difference between projected and actual earnings on OPEB plan investments	0	0.0	0	0
2018	Difference between expected and actual experience	0	0.0	0	0
2018	Changes in assumptions or other inputs	0	0.0	0	0
2018	Net difference between projected and actual earnings on OPEB plan investments	0	0.0	0	0
2019	Difference between expected and actual experience	0	0.0	0	0
2019	Changes in assumptions or other inputs	0	0.0	0	0
2019	Net difference between projected and actual earnings on OPEB plan investments	44,343	5.0	8,869	17,736
2020	Difference between expected and actual experience	0	0.0	0	0
2020	Changes in assumptions or other inputs	0	0.0	0	0
2020	Net difference between projected and actual earnings on OPEB plan investments	9,464	5.0	1,893	5,678
2021	Difference between expected and actual experience	0	0.0	0	0
2021	Changes in assumptions or other inputs	0	0.0	0	0
2021	Net difference between projected and actual earnings on OPEB plan investments	8,305	5.0	1,661	6,644
				<b>Total</b>	<b>\$30,058</b>



**Camarillo Health Care District  
 GASB 75 Note Disclosures and Required Supplementary Information  
 for the Reporting Year Ended June 30, 2021**

**Schedule of Deferred Inflows of Resources**

<u>Year</u>	<u>Source</u>	<u>Initial Amount</u>	<u>Initial Amortization Period (Years)</u>	<u>Annual Recognition</u>	<u>Current Balance</u>
2017	Difference between expected and actual experience	0	0.0	0	0
2017	Changes in assumptions or other inputs	0	0.0	0	0
2017	Net difference between projected and actual earnings on plan investments	0	0.0	0	0
2018	Difference between expected and actual experience	0	0.0	0	0
2018	Changes in assumptions or other inputs	0	0.0	0	0
2018	Net difference between projected and actual earnings on plan investments	0	0.0	0	0
2019	Difference between expected and actual experience	430,717	6.0	71,786	215,359
2019	Changes in assumptions or other inputs	218,274	6.0	36,379	109,137
2019	Net difference between projected and actual earnings on plan investments	0	0.0	0	0
2020	Difference between expected and actual experience	0	0.0	0	0
2020	Changes in assumptions or other inputs	0	0.0	0	0
2020	Net difference between projected and actual earnings on plan investments	0	0.0	0	0
2021	Difference between expected and actual experience	0	0.0	0	0
2021	Changes in assumptions or other inputs	0	0.0	0	0
2021	Net difference between projected and actual earnings on plan investments	0	0.0	0	0
				<b>Total</b>	<b><u>\$324,496</u></b>



**Camarillo Health Care District  
 GASB 75 Note Disclosures and Required Supplementary Information  
 for the Reporting Year Ended June 30, 2021**

**Schedules of Required Supplementary Information**

**Schedule of Changes in the District's Net OPEB Liability and Related Ratios**

Reporting fiscal year ending	2021	2020	2019
Discount rate	6.75%	6.75%	6.75%
<b>Total OPEB liability</b>			
Service cost	108,302	105,148	112,245
Interest	137,381	117,886	117,178
Changes of benefit terms	0	0	0
Differences between expected and actual experience	0	0	(430,717)
Change of assumptions	0	0	(218,274)
Adjustment <sup>1</sup>	0	183,831	0
Benefit payments	(45,957)	(39,203)	(31,131)
<b>Net change in total OPEB liability</b>	<b>199,726</b>	<b>0</b>	<b>(450,699)</b>
<b>Total OPEB liability – beginning</b>	<b>1,949,574</b>	<b>1,949,574</b>	<b>2,400,273</b>
<b>Total OPEB liability – ending (a)</b>	<b>\$2,149,300</b>	<b>\$1,949,574</b>	<b>\$1,949,574</b>
<b>Plan fiduciary net position</b>			
Contributions - employer	45,957	39,203	531,131
Net investment income	58,003	95,050	39,820
Benefit payments	(45,957)	(39,203)	(31,131)
Administrative expense	(1,396)	(1,303)	(870)
<b>Net change in plan fiduciary net position</b>	<b>56,607</b>	<b>93,747</b>	<b>538,950</b>
<b>Plan fiduciary net position - beginning</b>	<b>1,622,797</b>	<b>1,529,050</b>	<b>990,100</b>
<b>Plan fiduciary net position – ending (b)</b>	<b>\$1,679,404</b>	<b>\$1,622,797</b>	<b>\$1,529,050</b>
<b>District's net OPEB liability – ending (a) – (b)</b>	<b>\$469,896</b>	<b>\$326,777</b>	<b>\$420,524</b>
<b>Plan fiduciary net position as a percentage of the total OPEB liability</b>	<b>78.14%</b>	<b>83.24%</b>	<b>78.43%</b>
<b>Covered-employee payroll</b>	<b>1,545,850</b>	<b>1,470,935</b>	<b>1,386,653</b>
<b>District's net OPEB liability as a percentage of covered-employee payroll</b>	<b>30.40%</b>	<b>22.22%</b>	<b>30.33%</b>

<sup>1</sup> One-time adjustment made in June 30, 2020 financial audit.



**Camarillo Health Care District  
 GASB 75 Note Disclosures and Required Supplementary Information  
 for the Reporting Year Ended June 30, 2021**

**Schedule of District Contributions**

Reporting fiscal year ending	2021	2020	2019
Actuarially determined contribution	133,822	129,924	192,617
Contributions in relation to the actuarially determined contribution	45,957	39,203	531,131
Contribution deficiency (excess)	<u>\$87,865</u>	<u>\$90,721</u>	<u>\$(338,514)</u>
Covered-employee payroll	1,545,850	1,470,935	1,386,653
Contributions as a percentage of covered-employee payroll	2.97%	2.67%	38.30%

**Notes to Schedule**

Valuation date	June 30, 2019
Reporting period	July 1, 2020 to June 30, 2021
Measurement period	July 1, 2019 to June 30, 2020
Actuarial cost method	Entry age
Amortization method	Level percentage of payroll, closed
Amortization period	30 years
Asset valuation method	Market value
Inflation	3.00 percent
Healthcare cost trend rates	5.80 percent for 2020; 5.70 percent for 2021; and decreasing 0.10 percent per year to 5.00 percent for 2028 and later years
Salary increases	3.00 percent
Investment rate of return	4.00 percent, net of OPEB plan investment expense
Mortality	RP-2014 Employee Mortality Table for Males or Females, as appropriate, without projection



**Camarillo Health Care District  
GASB 75 Note Disclosures and Required Supplementary Information  
for the Reporting Year Ended June 30, 2021**

**Actuarial Certification**

The results presented in this disclosure are based on the District's June 30, 2019 valuation. Supporting documentation provided by the District was relied upon without audit. This information includes, but is not limited to, census data, premiums, OPEB plan provisions, contributions, payroll, and any applicable asset statements. The valuation results, and subsequent disclosure information, depend on the integrity of the provided information.

The valuation was performed in accordance with generally accepted actuarial principles and practices. The actuarial assumptions and methodologies used in these calculations are believed to be reasonable under the requirements set forth in GASB 75 and the actuarial standards of practice.

The results in this report were calculated with the assistance of ProVal actuarial valuation software. The model was developed in 1994 and is maintained by Winklevoss Technologies (WinTech). Through ProVal, WinTech provides valuation and projection software for both pension and other postemployment benefit plans.

The undersigned actuary is a member of the American Academy of Actuaries and meets the qualification standards to render the actuarial opinion contained in this report.

Certified by:

Molly McGee, ASA, EA, FCA, MAAA  
Consulting Actuary



**This page intentionally left blank.**



**SECTION 8**

**SECTION 8**

**DISCUSSION AND ACTION OF CONSENT AGENDA ITEMS PULLED,  
IF NECESSARY**

**OCTOBER 26, 2021**

**This page intentionally left blank.**





**SECTION 9**

**ITEMS FOR BOARD ACTION**

**SECTION 9-A**

**REVIEW/ DISCUSSION /ACTION – CONSIDERATION, DISCUSSION, AND  
RECOMMENDATION FOR APPROVAL OF DISTRICT CHECK REGISTER, CHECK  
REGISTER COMPARISON, FINANCIAL REPORTS, AND MONTHLY  
INVESTMENT AND DESIGNATED RESERVE REPORT FOR  
PERIOD ENDING SEPTEMBER 30, 2021.**

**OCTOBER 26, 2021**

# Camarillo Health Care District

## Check Register

Sorted by Alphabetical

September 2021 Checks/EFTs

Check Number	Date	EFT #/ Vendor	Name	Net Amount	Type	Timing
Cash Account #4 [Bank of the West General]						
69037	9/15/2021	ACCESS	Access TLC Caregivers DBA	969.00	V	MO
69038	9/15/2021	ACQUA	Acqua Clear, Inc	636.10	V	MO
69039	9/15/2021	AFLAC	Aflac	875.58	V	MO
69028	9/8/2021	GADDIS	Alexa Gaddis	208.87	E	
69014	9/1/2021	AMERICAN	American Automatic Doors, Inc	139.00	V	
69026	9/8/2021	DUNCAN	Audree Duncan	133.45	E	
69024	9/8/2021	C3 INTEL	C3 Intelligence, Inc	146.00	V	MO
69047	9/22/2021	CALCOAST	CalCoast Glass Tinting, Inc	300.00	V	
69048	9/22/2021	CITIZENS	Citizens Business Bank	99,044.22	V	ANNUAL
69049	9/22/2021	COLANTUONO	Colantuono, Highsmith, Whatley, PC	703.00	V	
69050	9/22/2021	COMFORT	Comfort Keepers dba	1,632.00	V	MO
69051	9/22/2021	CPI	CPI Solutions, Inc	4,805.00	V	MO
69017	9/1/2021	DOS CAMINOS	Dos Caminos Plaza	5,353.92	V	MO
69052	9/22/2021	F M PEARCE	F M Pearce Co, Inc.	11,720.00	V	
69027	9/8/2021	FRONTIER	Frontier Communications	130.98	V	MO
69029	9/8/2021	HARTFORD	Hartford Life	977.48	V	MO
69040	9/15/2021	HAYMAN	Hayman Consulting dba	2,109.00	V	MO
69041	9/15/2021	HOME REMEDIE	Home Remedies dba	600.00	V	MO
69053	9/22/2021	ITS	Integrated Telemanagement Services, Inc	879.42	V	MO
69023	9/1/2021	WILLIS	Jon Willis	20.00	V	
69042	9/15/2021	JTS	JTS Facility Services	1,850.00	V	MO
69025	9/8/2021	DO	Juliann Do	145.15	E	
69030	9/8/2021	KEARNS	Kearns Electric Company	345.00	V	
69060	9/29/2021	KEARNS	Kearns Electric Company	135.25	V	
69031	9/8/2021	LEAF	Leaf	2,025.32	V	MO
69054	9/22/2021	LIEBERT	Liebert Cassidy Whitmore	4,870.00	V	
69062	9/29/2021	TAMAYO	Maria Tamayo	97.00	V	
69016	9/1/2021	DALY	Martin T. Daly	100.00	BOD	ONGOING
69035	9/8/2021	TAPIA	Mayra Tapia	88.26	E	
69018	9/1/2021	METLIFE	MetLife Small Business	593.99	V	MO
69032	9/8/2021	MJL	MJL & Associates	37.00	V	MO
69020	9/1/2021	TEVERBAUGH	Monica Teverbaugh	144.08	E	
69036	9/8/2021	TEVERBAUGH	Monica Teverbaugh	110.98	E	
69063	9/29/2021	TEVERBAUGH	Monica Teverbaugh	151.42	E	
69015	9/1/2021	CARLSON	Nemesia Carlson	80.00	V	
69055	9/22/2021	PARADISE	Paradise Signs, Inc.	275.00	V	
69056	9/22/2021	PETTY	Petty Cash - Administrat	149.51	V	MO
69019	9/1/2021	SAFEWAY	Safeway Inc	147.71	V	
69033	9/8/2021	SAFEWAY	Safeway Inc	148.95	V	
69057	9/22/2021	SAFEWAY	Safeway Inc	26.25	V	
69058	9/22/2021	SAGE BUSINES	Sage Business Care	1,040.00	V	ANNUAL
69043	9/15/2021	SO CA EDISON	Southern California Edison	33.66	V	MO
69061	9/29/2021	SO CA EDISON	Southern California Edison	3,020.93	V	MO
69034	9/8/2021	SO CA GAS	Southern California Gas	213.43	V	MO
69044	9/15/2021	STAFF	Staff Assistance, Inc	102.00	V	
69064	9/29/2021	THOMAS	Thomas Family Window Cleaning LLC	279.88	V	MO
69065	9/29/2021	TROPICAL	Tropical Car Wash	208.00	V	MO
69021	9/1/2021	USPOSTMASTER	U.S. Postmaster	7,509.48	V	
69045	9/15/2021	UMPQUA	Umpqua Bank	3,580.31	V	MO
69059	9/22/2021	VALIC	VALIC	1,269.56	V	MO
69022	9/1/2021	VISION	Vision Services Plan	282.80	V	MO
69046	9/15/2021	VOYAGER	Voyager Fleet Systems Inc	1,667.33	V	MO
Report Total				162,111.27		

# Camarillo Health Care District

## Check Register

Sorted by Check Number

September 2021 Checks/EFTs

Check Number	Date	EFT #/ Vendor	Name	Net Amount	Type	Timing
Cash Account #4 [Bank of the West General]						
69014	9/1/2021	AMERICAN	American Automatic Doors, Inc	139.00	V	
69015	9/1/2021	CARLSON	Nemesia Carlson	80.00	V	
69016	9/1/2021	DALY	Martin T. Daly	100.00	BOD	ONGOING
69017	9/1/2021	DOS CAMINOS	Dos Caminos Plaza	5,353.92	V	MO
69018	9/1/2021	METLIFE	MetLife Small Business	593.99	V	MO
69019	9/1/2021	SAFEWAY	Safeway Inc	147.71	V	
69020	9/1/2021	TEVERBAUGH	Monica Teverbaugh	144.08	E	
69021	9/1/2021	USPOSTMASTER	U.S. Postmaster	7,509.48	V	
69022	9/1/2021	VISION	Vision Services Plan	282.80	V	MO
69023	9/1/2021	WILLIS	Jon Willis	20.00	V	
69024	9/8/2021	C3 INTEL	C3 Intelligence, Inc	146.00	V	MO
69025	9/8/2021	DO	Juliann Do	145.15	E	
69026	9/8/2021	DUNCAN	Audree Duncan	133.45	E	
69027	9/8/2021	FRONTIER	Frontier Communications	130.98	V	MO
69028	9/8/2021	GADDIS	Alexa Gaddis	208.87	E	
69029	9/8/2021	HARTFORD	Hartford Life	977.48	V	MO
69030	9/8/2021	KEARNS	Kearns Electric Company	345.00	V	
69031	9/8/2021	LEAF	Leaf	2,025.32	V	MO
69032	9/8/2021	MJL	MJL & Associates	37.00	V	MO
69033	9/8/2021	SAFEWAY	Safeway Inc	148.95	V	
69034	9/8/2021	SO CA GAS	Southern California Gas	213.43	V	MO
69035	9/8/2021	TAPIA	Mayra Tapia	88.26	E	
69036	9/8/2021	TEVERBAUGH	Monica Teverbaugh	110.98	E	
69037	9/15/2021	ACCESS	Access TLC Caregivers DBA	969.00	V	MO
69038	9/15/2021	ACQUA	Acqua Clear, Inc	636.10	V	MO
69039	9/15/2021	AFLAC	Aflac	875.58	V	MO
69040	9/15/2021	HAYMAN	Hayman Consulting dba	2,109.00	V	MO
69041	9/15/2021	HOME REMEDIE	Home Remedies dba	600.00	V	MO
69042	9/15/2021	JTS	JTS Facility Services	1,850.00	V	MO
69043	9/15/2021	SO CA EDISON	Southern California Edison	33.66	V	MO
69044	9/15/2021	STAFF	Staff Assistance, Inc	102.00	V	
69045	9/15/2021	UMPQUA	Umpqua Bank	3,580.31	V	MO
69046	9/15/2021	VOYAGER	Voyager Fleet Systems Inc	1,667.33	V	MO
69047	9/22/2021	CALCOAST	CalCoast Glass Tinting, Inc	300.00	V	
69048	9/22/2021	CITIZENS	Citizens Business Bank	99,044.22	V	ANNUAL
69049	9/22/2021	COLANTUONO	Colantuono, Highsmith, Whatley, PC	703.00	V	
69050	9/22/2021	COMFORT	Comfort Keepers dba	1,632.00	V	MO
69051	9/22/2021	CPI	CPI Solutions, Inc	4,805.00	V	MO
69052	9/22/2021	F M PEARCE	F M Pearce Co, Inc.	11,720.00	V	
69053	9/22/2021	ITS	Integrated Telemanagement Services, Inc	879.42	V	MO
69054	9/22/2021	LIEBERT	Liebert Cassidy Whitmore	4,870.00	V	
69055	9/22/2021	PARADISE	Paradise Signs, Inc.	275.00	V	
69056	9/22/2021	PETTY	Petty Cash - Administrat	149.51	V	MO
69057	9/22/2021	SAFEWAY	Safeway Inc	26.25	V	
69058	9/22/2021	SAGE BUSINES	Sage Business Care	1,040.00	V	ANNUAL
69059	9/22/2021	VALIC	VALIC	1,269.56	V	MO
69060	9/29/2021	KEARNS	Kearns Electric Company	135.25	V	
69061	9/29/2021	SO CA EDISON	Southern California Edison	3,020.93	V	MO
69062	9/29/2021	TAMAYO	Maria Tamayo	97.00	V	
69063	9/29/2021	TEVERBAUGH	Monica Teverbaugh	151.42	E	
69064	9/29/2021	THOMAS	Thomas Family Window Cleaning LLC	279.88	V	MO
69065	9/29/2021	TROPICAL	Tropical Car Wash	208.00	V	MO
Report Total				162,111.27		

## Check Register Monthly Comparison

### FY 2021/22

Jul	Aug	Sep	Oct	Nov	Dec	Jan	Feb	Mar	Apr	May	Jun	Mo. Avg (varies through year as amts added)
\$188,410	\$55,759	\$162,111	\$0	\$0	\$0	\$0	\$0	\$0	\$0	\$0	\$0	\$135,427
<b>YTD Total</b>											<b>\$406,281</b>	

Notes FY 21/22:

July '21 Annual Insurance Invoices increased by \$28k

Sept '21 Final loan payment of \$99,044

Sept '21 New A/C Unit for Build H

### FY 2020/21

Jul	Aug	Sep	Oct	Nov	Dec	Jan	Feb	Mar	Apr	May	Jun	Mo. Avg (varies through year as amts added)
\$155,740	\$47,551	\$147,667	\$88,955	\$48,137	\$57,225	\$54,157	\$41,754	\$61,960	\$41,358	\$62,024	\$79,772	\$116,986
<b>YTD Total</b>											<b>\$886,300</b>	

Notes FY 20/21:

July '20 Annual insurances

Sep '20 ADC Construction Loan pmt \$99K #6 of 7

Mar 21 - N-95 Masks for ADC

May '21 Plumbing services - 4 Water Heaters & maintenance

Jun '21 Senso Balance Machine 1/2 dep \$7,561 (Capital)

**NOTE: this is a comparison of checks only; does not include expenses such as OPEB accrual, salary/benefit expenses, UAL expense, depreciation; July and Aug of each year may or may not include month prior June expenses.**

# Camarillo Health Care District

## Statements of Activities

*Year-to-Date Variance, September 2021 - current month, Consolidated by department*

	<i>3 Months Ended September 30, 2021</i>	<i>3 Months Ended September 30, 2021 Budget</i>	<i>Variance Fav/&lt;Unf&gt;</i>	<i>% Var</i>
<b>REVENUE</b>				
Tax Revenue-Admin	755,008.50	755,008.50	0.00	
Community Education	330.00	4,555.02	(4,225.02)	-92.8 %
Transportation Fees	5,430.00	2,837.49	2,592.51	91.4 %
Transport Fees ADC	3,852.50	5,700.00	(1,847.50)	-32.4 %
Health Screening Fees	0.00	50.01	(50.01)	-100.0 %
Counseling	0.00	1,250.01	(1,250.01)	-100.0 %
Lifeline Fees	7,688.00	6,888.00	800.00	11.6 %
Sr Nutrition Home Delivered	8,714.90	4,250.01	4,464.89	105.1 %
Contract-PICF-Falls	1,880.28	4,749.99	(2,869.71)	-60.4 %
Contract-PICF Anthem	0.00	345.00	(345.00)	-100.0 %
Contract-PICF-Blue Shield	0.00	725.01	(725.01)	-100.0 %
Contract-VCAAA-Evid Base	360.00	2,700.00	(2,340.00)	-86.7 %
ADC Fees	32,859.00	67,680.00	(34,821.00)	-51.4 %
Grant-VCAAA Caregiver Respite	5,040.04	9,187.50	(4,147.46)	-45.1 %
Contract-Caregiver Navigation Project	0.00	3,468.75	(3,468.75)	-100.0 %
Donations-Scholarship	10.00	624.99	(614.99)	-98.4 %
Sponsorship	200.00	300.00	(100.00)	-33.3 %
Healthy Attitude Advertising	4,000.00	1,250.01	2,749.99	220.0 %
Interest Income	415.17	3,395.00	(2,979.83)	-87.8 %
Facility Use Rental	1,458.00	1,250.01	207.99	16.6 %
Facility Use-Lease	1,361.70	1,592.49	(230.79)	-14.5 %
Donations	0.00	499.98	(499.98)	-100.0 %
Grant-VCAAA-Sr Nutrition	15,661.39	24,014.49	(8,353.10)	-34.8 %
City of Cam SNP HDM	0.00	9,249.99	(9,249.99)	-100.0 %
City of Camarillo-CDBG CV3	12,500.01	12,500.01	0.00	
Support Services Offset	161,708.69	184,084.26	(22,375.57)	-12.2 %
Grant-VCAAA-SS Line	7,526.72	12,500.01	(4,973.29)	-39.8 %
Grant-SCAN Community	500.00	2,887.74	(2,387.74)	-82.7 %
<b>TOTAL REVENUE</b>	<b>1,026,504.90</b>	<b>1,123,544.27</b>	<b>(97,039.37)</b>	<b>-8.6 %</b>
	1,026,504.90	1,123,544.27	(97,039.37)	-8.6 %
	1,026,504.90	1,123,544.27	(97,039.37)	-8.6 %

**EXPENSES**

	<i>3 Months Ended</i> <i>September 30, 2021</i>	<i>3 Months Ended</i> <i>September 30, 2021</i>	<i>Variance</i> <i>Fav/&lt;Unf&gt;</i>	<i>% Var</i>
		<i>Budget</i>		
Salaries	291,687.71	411,729.24	120,041.53	29.2 %
Payroll Taxes	26,818.26	32,600.25	5,781.99	17.7 %
Benefits-PERS-Health	40,710.39	67,544.70	26,834.31	39.7 %
Benefits-PERS-Retirement	23,023.46	32,775.72	9,752.26	29.8 %
Benefits - Workers Comp	7,103.68	9,564.24	2,460.56	25.7 %
Benefits - Life/ADD	6,757.04	7,638.78	881.74	11.5 %
Benefits-OPEB	14,397.86	14,783.52	385.66	2.6 %
PERS Retirement UAL	131,240.00	136,000.00	4,760.00	3.5 %
Partnershp Initiatives	0.00	500.01	500.01	100.0 %
Legal Fees	2,216.50	7,500.00	5,283.50	70.4 %
Contractors/Consultants	34,232.92	70,892.01	36,659.09	51.7 %
Support Services	161,708.69	184,084.01	22,375.32	12.2 %
Instructor Agreement Fees	0.00	3,249.99	3,249.99	100.0 %
Community/Staff Outreach	492.19	3,556.71	3,064.52	86.2 %
Dues/Subscriptions	17,354.10	18,996.97	1,642.87	8.6 %
Continuing Education-Trustee	5,484.15	7,484.01	1,999.86	26.7 %
Continuing Education-Staff	2,952.30	7,371.21	4,418.91	59.9 %
Trustee Stipends	1,200.00	2,475.00	1,275.00	51.5 %
LAFCO Assessments	2,447.00	2,424.00	(23.00)	-0.9 %
Mileage	3,257.09	7,239.00	3,981.91	55.0 %
Program Matls/Activities	1,550.30	7,788.75	6,238.45	80.1 %
Gas & Oil	5,343.36	3,750.00	(1,593.36)	-42.5 %
Fleet Maintenance	666.89	5,000.01	4,333.12	86.7 %
Minor Equipment	3,523.82	4,257.24	733.42	17.2 %
Supplies	3,208.14	5,499.78	2,291.64	41.7 %
Postage	9,649.61	9,685.47	35.86	0.4 %
Advertising & Promotion	3,638.88	6,249.99	2,611.11	41.8 %
Refunds	620.00	627.51	7.51	1.2 %
Printing	12,005.74	18,477.03	6,471.29	35.0 %
Repairs & Maintenance	36,794.15	12,389.28	(24,404.87)	-197.0 %
Association Fees	16,272.84	16,069.29	(203.55)	-1.3 %
Insurance	23,966.43	36,832.26	12,865.83	34.9 %
Storage Rent/Equip Lease	7,746.01	7,005.48	(740.53)	-10.6 %
Telephone	5,409.34	5,490.00	80.66	1.5 %
Utilities	10,259.96	6,613.98	(3,645.98)	-55.1 %
Licenses & Fees	4,118.59	2,299.02	(1,819.57)	-79.1 %
Bank & Credit Card Charges	1,444.28	2,124.99	680.71	32.0 %
<b>TOTAL EXPENSES</b>	<b>919,301.68</b>	<b>1,178,569.45</b>	<b>259,267.77</b>	<b>22.0 %</b>
<b>OPERATING RESULTS</b>	<b>107,203.22</b>	<b>(55,025.18)</b>	<b>162,228.40</b>	<b>294.8 %</b>
<b>OTHER INCOME &amp; EXPENSE</b>				
Other Income -Admin	925.00	1,272.50	(347.50)	-27.3 %
Depreciation Expense	(29,109.63)	(31,249.77)	2,140.14	6.8 %
Interest Expense	0.00	(1,808.25)	1,808.25	100.0 %

	<i>3 Months Ended September 30, 2021</i>	<i>3 Months Ended September 30, 2021 Budget</i>	<i>Variance Fav/&lt;Unf&gt;</i>	<i>% Var</i>
TOTAL OTHER INCOME & EXPENSE	(28,184.63)	(31,785.52)	3,600.89	11.3 %
AFTER OTHER INCOME & EXPENSE	79,018.59	(86,810.70)	165,829.29	191.0 %
NET RESULTS	79,018.59	(86,810.70)	165,829.29	191.0 %

# Camarillo Health Care District

## Statements of Activities

*Year-to-Date Only, September 2021 - current month, September 2020 - 12 months back, Consolidated by department*

	<i>3 Months Ended September 30, 2021</i>	<i>3 Months Ended September 30, 2020</i>	<i>Variance Fav/&lt;Unf&gt;</i>	<i>% Var</i>
<b>REVENUE</b>				
Tax Revenue-Admin	755,008.50	685,428.27	69,580.23	10.2 %
Community Education	330.00	0.00	330.00	
Transportation Fees	5,430.00	440.00	4,990.00	1134.1 %
Transport Fees ADC	3,852.50	545.00	3,307.50	606.9 %
Lifeline Fees	7,688.00	9,896.00	(2,208.00)	-22.3 %
Sr Nutrition Home Delivered	8,714.90	10,429.09	(1,714.19)	-16.4 %
Sr Nutrition Congregate	0.00	31.00	(31.00)	-100.0 %
Contract-PICF-Falls	1,880.28	0.00	1,880.28	
Contract-PICF-Blue Shield	0.00	202.00	(202.00)	-100.0 %
Contract-VCAAA-Evid Base	360.00	0.00	360.00	
ADC Fees	32,859.00	5,530.00	27,329.00	494.2 %
Grant-VCAAA Caregiver Respite	5,040.04	8,653.60	(3,613.56)	-41.8 %
Contract-Caregiver Navigation Project	0.00	1,200.00	(1,200.00)	-100.0 %
Donations-Scholarship	10.00	0.00	10.00	
Sponsorship	200.00	450.00	(250.00)	-55.6 %
Healthy Attitude Advertising	4,000.00	0.00	4,000.00	
Interest Income	415.17	7,312.82	(6,897.65)	-94.3 %
Facility Use Rental	1,458.00	0.00	1,458.00	
Facility Use-Lease	1,361.70	1,350.00	11.70	0.9 %
Donations	0.00	8,500.00	(8,500.00)	-100.0 %
Grant-VCAAA-Sr Nutrition	15,661.39	22,351.95	(6,690.56)	-29.9 %
City of Cam SNP HDM	0.00	9,250.02	(9,250.02)	-100.0 %
City of Camarillo-CDBG CV3	12,500.01	0.00	12,500.01	
Grant-Rupe Found Vet Caregiver	0.00	10,000.02	(10,000.02)	-100.0 %
Support Services Offset	161,708.69	135,223.71	26,484.98	19.6 %
Grant-VCAAA-SS Line	7,526.72	11,500.08	(3,973.36)	-34.6 %
Grant-SCAN Community	500.00	2,850.00	(2,350.00)	-82.5 %
<b>TOTAL REVENUE</b>	<b>1,026,504.90</b>	<b>931,143.56</b>	<b>95,361.34</b>	<b>10.2 %</b>
	1,026,504.90	931,143.56	95,361.34	10.2 %
	1,026,504.90	931,143.56	95,361.34	10.2 %
<b>EXPENSES</b>				
Salaries	291,687.71	312,809.17	21,121.46	6.8 %
Payroll Taxes	26,818.26	28,503.05	1,684.79	5.9 %
Benefits-PERS-Health	40,710.39	40,782.39	72.00	0.2 %



	<i>3 Months Ended</i> <i>September 30, 2021</i>	<i>3 Months Ended</i> <i>September 30, 2021</i>	<i>Variance</i> <i>Fav/&lt;Unf&gt;</i>	<i>% Var</i>
Benefits-PERS-Retirement	23,023.46	25,641.53	2,618.07	10.2 %
Benefits - Workers Comp	7,103.68	14,215.03	7,111.35	50.0 %
Benefits - Life/ADD	6,757.04	6,633.13	(123.91)	-1.9 %
Benefits-OPEB	14,397.86	13,103.00	(1,294.86)	-9.9 %
PERS Retirement UAL	131,240.00	108,121.00	(23,119.00)	-21.4 %
Legal Fees	2,216.50	5,932.00	3,715.50	62.6 %
Contractors/Consultants	34,232.92	37,390.41	3,157.49	8.4 %
Support Services	161,708.69	135,223.71	(26,484.98)	-19.6 %
Community/Staff Outreach	492.19	46.09	(446.10)	-967.9 %
Dues/Subscriptions	17,354.10	4,329.30	(13,024.80)	-300.9 %
Continuing Education-Trustee	5,484.15	5,061.24	(422.91)	-8.4 %
Continuing Education-Staff	2,952.30	3,150.85	198.55	6.3 %
Trustee Stipends	1,200.00	1,700.00	500.00	29.4 %
LAFCO Assessments	2,447.00	2,534.00	87.00	3.4 %
Mileage	3,257.09	2,285.50	(971.59)	-42.5 %
Program Mats/Activities	1,550.30	554.83	(995.47)	-179.4 %
Gas & Oil	5,343.36	650.47	(4,692.89)	-721.5 %
Fleet Maintenance	666.89	1,983.33	1,316.44	66.4 %
Minor Equipment	3,523.82	3,173.97	(349.85)	-11.0 %
Supplies	3,208.14	3,911.46	703.32	18.0 %
Postage	9,649.61	8,469.94	(1,179.67)	-13.9 %
Advertising & Promotion	3,638.88	295.17	(3,343.71)	-1132.8 %
Refunds	620.00	324.00	(296.00)	-91.4 %
Printing	12,005.74	8,546.07	(3,459.67)	-40.5 %
Repairs & Maintenance	36,794.15	7,121.49	(29,672.66)	-416.7 %
Association Fees	16,272.84	15,450.60	(822.24)	-5.3 %
Insurance	23,966.43	21,230.71	(2,735.72)	-12.9 %
Storage Rent/Equip Lease	7,746.01	7,652.11	(93.90)	-1.2 %
Telephone	5,409.34	5,407.66	(1.68)	0.0 %
Utilities	10,259.96	7,295.21	(2,964.75)	-40.6 %
Licenses & Fees	4,118.59	3,423.00	(695.59)	-20.3 %
Bank & Credit Card Charges	1,444.28	2,617.97	1,173.69	44.8 %
<b>TOTAL EXPENSES</b>	<b>919,301.68</b>	<b>845,569.39</b>	<b>(73,732.29)</b>	<b>-8.7 %</b>
<b>OPERATING RESULTS</b>	<b>107,203.22</b>	<b>85,574.17</b>	<b>21,629.05</b>	<b>25.3 %</b>
<b>OTHER INCOME &amp; EXPENSE</b>				
Other Income -Admin	925.00	29,425.58	(28,500.58)	-96.9 %
Depreciation Expense	(29,109.63)	(29,109.63)	0.00	
<b>TOTAL OTHER INCOME &amp; EXPENSE</b>	<b>(28,184.63)</b>	<b>315.95</b>	<b>(28,500.58)</b>	<b>-9020.6 %</b>
<b>AFTER OTHER INCOME &amp; EXPENSE</b>	<b>79,018.59</b>	<b>85,890.12</b>	<b>(6,871.53)</b>	<b>-8.0 %</b>
<b>NET RESULTS</b>	<b>79,018.59</b>	<b>85,890.12</b>	<b>(6,871.53)</b>	<b>-8.0 %</b>

# Camarillo Health Care District

## Statements of Activities

*Year-to-Date Performance, September 2021 - current month,  
Consolidated by department*

	<i>3 Months Ended September 30, 2021</i>	<i>Annual Budget</i>	<i>Unused</i>	<i>% Used</i>
<b>REVENUE</b>				
Tax Revenue-Admin	755,008.50	3,020,034.00	2,265,025.50	25.0 %
Community Education	330.00	18,220.00	17,890.00	1.8 %
Transportation Fees	5,430.00	11,350.00	5,920.00	47.8 %
Transport Fees ADC	3,852.50	22,800.00	18,947.50	16.9 %
Health Screening Fees	0.00	200.00	200.00	
Counseling	0.00	5,000.00	5,000.00	
Lifeline Fees	7,688.00	27,552.00	19,864.00	27.9 %
Sr Nutrition Home Delivered	8,714.90	17,000.00	8,285.10	51.3 %
Contract-PICF-Falls	1,880.28	19,000.00	17,119.72	9.9 %
Contract-PICF Anthem	0.00	1,380.00	1,380.00	
Contract-PICF-Blue Shield	0.00	2,900.00	2,900.00	
Contract-VCAAA-Evid Base	360.00	10,800.00	10,440.00	3.3 %
ADC Fees	32,859.00	270,720.00	237,861.00	12.1 %
Grant-VCAAA Caregiver Respite	5,040.04	36,750.00	31,709.96	13.7 %
Contract-Caregiver Navigation Project	0.00	13,875.00	13,875.00	
Donations-Scholarship	10.00	2,500.00	2,490.00	0.4 %
Sponsorship	200.00	1,200.00	1,000.00	16.7 %
Healthy Attitude Advertising	4,000.00	5,000.00	1,000.00	80.0 %
Interest Income	415.17	25,000.00	24,584.83	1.7 %
Facility Use Rental	1,458.00	5,000.00	3,542.00	29.2 %
Facility Use-Lease	1,361.70	6,370.00	5,008.30	21.4 %
Donations	0.00	2,000.00	2,000.00	
Fischer Fund Distribution	0.00	145,000.00	145,000.00	
Grant-VCAAA-Sr Nutrition	15,661.39	96,058.00	80,396.61	16.3 %
City of Cam SNP HDM	0.00	37,000.00	37,000.00	
City of Camarillo-CDBG CV3	12,500.01	50,000.00	37,499.99	25.0 %
Support Services Offset	161,708.69	328,337.00	166,628.31	49.3 %
Grant-VCAAA-SS Line	7,526.72	50,000.00	42,473.28	15.1 %
Grant-SCAN Community	500.00	11,551.00	11,051.00	4.3 %
<b>TOTAL REVENUE</b>	<b>1,026,504.90</b>	<b>4,242,597.00</b>	<b>3,216,092.10</b>	<b>24.2 %</b>
	<b>1,026,504.90</b>	<b>4,242,597.00</b>	<b>3,216,092.10</b>	<b>24.2 %</b>
	<b>1,026,504.90</b>	<b>4,242,597.00</b>	<b>3,216,092.10</b>	<b>24.2 %</b>

	<i>3 Months Ended September 30, 2021</i>	<i>Annual Budget</i>	<i>Unused</i>	<i>% Used</i>
<b>EXPENSES</b>				
Salaries	291,687.71	1,646,917.00	1,355,229.29	17.7 %
Payroll Taxes	26,818.26	130,401.00	103,582.74	20.6 %
Benefits-PERS-Health	40,710.39	270,179.00	229,468.61	15.1 %
Benefits-PERS-Retirement	23,023.46	131,103.00	108,079.54	17.6 %
Benefits - Workers Comp	7,103.68	38,257.00	31,153.32	18.6 %
Benefits - Life/ADD	6,757.04	30,555.00	23,797.96	22.1 %
Benefits-OPEB	14,397.86	59,134.00	44,736.14	24.3 %
PERS Retirement UAL	131,240.00	136,000.00	4,760.00	96.5 %
Audit Fees	0.00	23,000.00	23,000.00	
Partnershp Initiatives	0.00	2,000.00	2,000.00	
Legal Fees	2,216.50	30,000.00	27,783.50	7.4 %
Contractors/Consultants	34,232.92	283,568.00	249,335.08	12.1 %
Support Services	161,708.69	328,336.00	166,627.31	49.3 %
Instructor Agreement Fees	0.00	13,000.00	13,000.00	
Community/Staff Outreach	492.19	14,227.00	13,734.81	3.5 %
Dues/Subscriptions	17,354.10	44,631.00	27,276.90	38.9 %
Continuing Education-Trustee	5,484.15	29,936.00	24,451.85	18.3 %
Continuing Education-Staff	2,952.30	29,485.00	26,532.70	10.0 %
Trustee Stipends	1,200.00	9,900.00	8,700.00	12.1 %
LAFCO Assessments	2,447.00	2,424.00	(23.00)	100.9 %
Mileage	3,257.09	28,956.00	25,698.91	11.2 %
Program Mats/Activities	1,550.30	31,155.00	29,604.70	5.0 %
Gas & Oil	5,343.36	15,000.00	9,656.64	35.6 %
Fleet Maintenance	666.89	20,000.00	19,333.11	3.3 %
Minor Equipment	3,523.82	17,029.00	13,505.18	20.7 %
Supplies	3,208.14	21,999.00	18,790.86	14.6 %
Postage	9,649.61	38,742.00	29,092.39	24.9 %
Advertising & Promotion	3,638.88	25,000.00	21,361.12	14.6 %
Refunds	620.00	2,510.00	1,890.00	24.7 %
Printing	12,005.74	73,908.00	61,902.26	16.2 %
Repairs & Maintenance	36,794.15	49,557.00	12,762.85	74.2 %
Association Fees	16,272.84	64,277.00	48,004.16	25.3 %
Insurance	23,966.43	147,329.00	123,362.57	16.3 %
Storage Rent/Equip Lease	7,746.01	28,022.00	20,275.99	27.6 %
Telephone	5,409.34	21,960.00	16,550.66	24.6 %
Utilities	10,259.96	26,456.00	16,196.04	38.8 %
Licenses & Fees	4,118.59	10,214.00	6,095.41	40.3 %
Bank & Credit Card Charges	1,444.28	8,500.00	7,055.72	17.0 %
<b>TOTAL EXPENSES</b>	<b>919,301.68</b>	<b>3,883,667.00</b>	<b>2,964,365.32</b>	<b>23.7 %</b>
<b>OPERATING RESULTS</b>	<b>107,203.22</b>	<b>358,930.00</b>	<b>251,726.78</b>	<b>29.9 %</b>
<b>OTHER INCOME &amp; EXPENSE</b>				
Other Income -Admin	925.00	19,082.00	18,157.00	4.8 %
Depreciation Expense	(29,109.63)	(124,999.00)	(95,889.37)	23.3 %

	<i>3 Months Ended September 30, 2021</i>	<i>Annual Budget</i>	<i>Unused</i>	<i>% Used</i>
Interest Expense	0.00	(7,233.00)	(7,233.00)	
TOTAL OTHER INCOME & EXPENSE	(28,184.63)	(113,150.00)	(84,965.37)	24.9 %
AFTER OTHER INCOME & EXPENSE	79,018.59	245,780.00	166,761.41	32.2 %
NET RESULTS	79,018.59	245,780.00	166,761.41	32.2 %

**Camarillo Health Care District  
Tax Revenue Analysis by Month Received**

	Fiscal Year 21-22			Fiscal Year 2020-21			Fiscal Year 2019-20			Fiscal Year 2018-19			Fiscal Year 2017-18		
	\$ Received	YTD	% to Budget	\$ Received	YTD	% to Budget	\$ Received	YTD	% to Budget	\$ Received	YTD	% to Budget	\$ Received	YTD	% to Budget
Jul	87,329.27	87,329.27	2.89%	52,095.57	52,095.57	1.90%	67,487.98	67,487.98	2.46%	61,741.35	61,741.35	2.30%	87,113.09	87,113.09	3.42%
Aug	0.00	87,329.27	3.19%	0.00	52,095.57	1.90%	0.00	67,487.98	2.46%	0.00	61,741.35	2.30%	0.00	87,113.09	3.42%
Sep	11,136.68	98,465.95	3.59%	20,978.49	73,074.06	2.67%	8,700.85	76,188.83	2.78%	8,238.70	69,980.05	2.60%	7,246.26	94,359.35	3.71%
Oct	4,510.32	102,976.27	3.76%	3,588.84	76,662.90	2.80%	6,624.41	82,813.24	3.02%	4,395.04	74,375.09	2.77%	5,385.54	99,744.89	3.92%
Nov			0.00%	44,105.30	120,768.20	4.40%	40,912.52	123,725.76	4.51%	43,547.41	117,922.50	4.39%	37,862.26	137,607.15	5.40%
Dec			0.00%	1,475,561.33	1,596,329.53	58.22%	1,452,748.50	1,576,474.26	57.50%	1,388,029.33	1,505,951.83	56.03%	1,367,602.27	1,505,209.42	59.12%
Jan			0.00%	159,995.29	1,756,324.82	64.06%	30,242.04	1,606,716.30	58.60%	31,535.81	1,537,487.64	57.20%	33,931.21	1,539,140.63	60.45%
Feb			0.00%	0.00	1,756,324.82	64.06%	9,531.93	1,616,248.23	58.95%	2,914.00	1,540,401.64	57.31%	7.97	1,539,148.60	60.45%
Mar			0.00%	5,801.59	1,762,126.41	64.27%	7,030.61	1,623,278.84	59.21%	6,793.32	1,547,194.96	57.56%	8,148.02	1,547,296.62	60.77%
Apr			0.00%	1,142,745.05	2,904,871.46	105.95%	1,090,807.04	2,714,085.88	98.99%	1,045,441.36	2,592,636.32	96.45%	1,002,367.19	2,549,663.81	100.14%
May			0.00%	58,581.76	2,963,453.22	108.09%	26,918.30	2,741,004.18	99.97%	104,693.54	2,697,329.86	100.35%	94,567.32	2,644,231.13	103.85%
Jun			0.00%	2,819.39	2,966,272.61	108.19%	28,830.72	2,769,834.90	101.03%	2,862.12	2,700,191.98	100.46%	2,921.20	2,647,152.33	103.97%
	Approved Budget	3,020,034.00		Approved Budget	2,741,713.00		Approved Budget	2,741,713.00		Approved Budget	2,687,954.00		Approved Budget	2,546,160.00	
Over (Under) Budget		(3,020,034.00)			224,559.61			28,121.90			12,238			100,992	

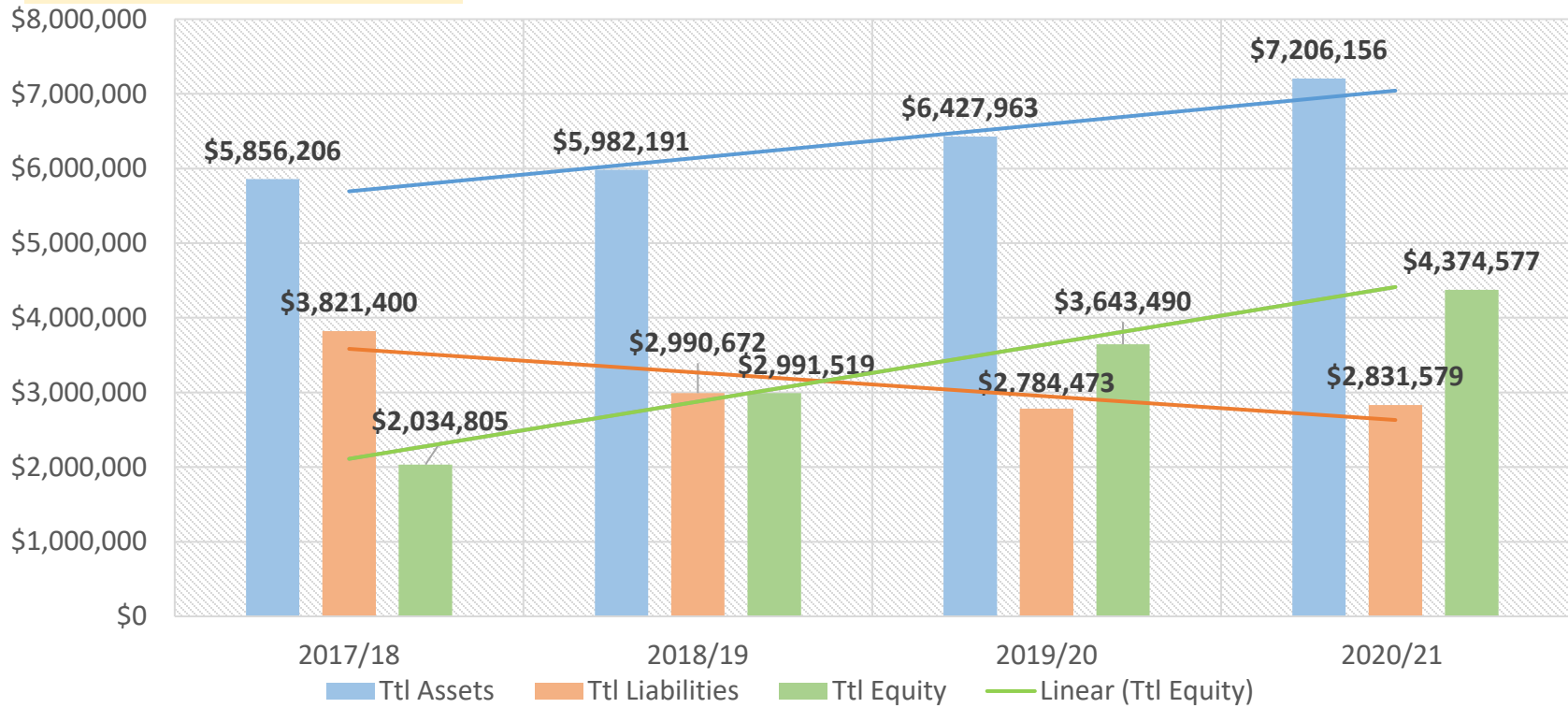
# Camarillo Health Care District

## Statement of Net Assets

	<u>September 2021</u>	<u>September 2020</u>	<u>\$</u> <u>Variance</u>	<u>%</u> <u>Variance</u>
<b>ASSETS</b>				
<b>Current Assets</b>				
<b>CASH ACCOUNTS</b>				
Bank of the West General	184,495.98	376,992.64	(192,496.66)	-51.1%
Petty Cash-Administration	1,000.00	1,000.00	0.00	0.0%
Cash Drawer-Community Educ	50.00	50.00	0.00	0.0%
Cash Drawer-Transportation	20.00	20.00	0.00	0.0%
Cash Drawers- Senior Nutrition	85.00	85.00	0.00	0.0%
Cash-Local Agency Investment	4,037,305.84	3,018,207.28	1,019,098.56	33.8%
Cash - County Treasury Invstmn	5,584.84	5,376.94	207.90	3.9%
Mechanics, Rabo Savings	165,657.03	157,021.42	8,635.61	5.5%
Mechanics, Rabo Checking	280,581.89	280,691.27	(109.38)	0.0%
Cash-Restricted-Scholarship	6,473.75	5,598.75	875.00	15.6%
<b>TOTAL CASH ACCOUNTS</b>	<b>4,681,254.33</b>	<b>3,845,043.30</b>	<b>836,211.03</b>	<b>21.7%</b>
Accounts Receivable	44.00	238.00	(194.00)	-81.5%
Other Receivable	575.00	0.00	575.00	100.0%
Accrued Interest Receivable	0.00	7,328.38	(7,328.38)	-100.0%
City of Cam-SNP HDM Rcbl	37,000.00	9,250.02	27,749.98	300.0%
City of Cam CDBG CV3 Rec	12,500.01	0.00	12,500.01	100.0%
Grant-VCAAA -Sr Nutrition Rcbl	7,793.46	22,551.48	(14,758.02)	-65.4%
Grant-VCAAA Caregiver Rcbl	3,865.52	8,653.60	(4,788.08)	-55.3%
Grant-VCAAA SS Line Rcbl	3,763.36	11,500.08	(7,736.72)	-67.3%
Johns Hopkins ADS Rec	240.00	0.00	240.00	100.0%
Contract-PICF-Blue Shield	85.00	2,793.00	(2,708.00)	-97.0%
Contract-PICF Anthem	8,214.00	1,025.00	7,189.00	701.4%
Contract-PICF-Falls	2,108.52	0.00	2,108.52	100.0%
Contract-AAA-Evidence Based	400.00	800.00	(400.00)	-50.0%
Grant-SCAN-Commtty Rcbl	0.00	2,850.00	(2,850.00)	-100.0%
Due Fr County-Property Tax	744,263.34	664,449.78	79,813.56	12.0%
<b>TOTAL Current Assets</b>	<b>5,502,106.54</b>	<b>4,576,482.64</b>	<b>925,623.90</b>	<b>20.2%</b>
<b>Fixed Assets</b>				
Buildings & Improvements	3,136,670.55	3,136,670.55	0.00	0.0%
IS Equip	102,122.40	102,122.40	0.00	0.0%
Equipment & Furnishings	270,033.83	254,911.58	15,122.25	5.9%
Transportation Vehicles	214,214.37	214,214.37	0.00	0.0%
Accum Depreciation-Buildings	(2,073,450.05)	(1,974,067.61)	(99,382.44)	-5.0%
Accum Depreciation-IS Equip	(90,747.02)	(83,415.02)	(7,332.00)	-8.8%
Accum Depreciation-Equip&Furn	(210,900.66)	(201,960.06)	(8,940.60)	-4.4%
Accum Depreciation-Vehicles	(210,689.29)	(209,905.81)	(783.48)	-0.4%
<b>TOTAL Fixed Assets</b>	<b>1,137,254.13</b>	<b>1,238,570.40</b>	<b>(101,316.27)</b>	<b>-8.2%</b>
<b>Other Assets</b>				
Prepaid Insurance	65,664.86	40,582.73	25,082.13	61.8%
Prepaid Workers Comp	(2,392.87)	(4,267.67)	1,874.80	43.9%

	<i>September 2021</i>	<i>September 2020</i>	<i>\$ Variance</i>	<i>% Variance</i>
Prepaid Postage	349.45	1,947.77	(1,598.32)	-82.1%
Pre Paid Rental/Lease	405.00	365.00	40.00	11.0%
Deferred Outflows of Resources GASB 68	472,711.00	494,934.17	(22,223.17)	-4.5%
Deferred Outflows of Resources GASB 75	30,058.00	79,348.00	(49,290.00)	-62.1%
<b>TOTAL Other Assets</b>	<b>566,795.44</b>	<b>612,910.00</b>	<b>(46,114.56)</b>	<b>-7.5%</b>
<b>TOTAL ASSETS</b>	<b>7,206,156.11</b>	<b>6,427,963.04</b>	<b>778,193.07</b>	<b>12.1%</b>
<b>LIABILITIES</b>				
<b>Current Liabilities</b>				
Accounts Payable	30,080.56	27,167.67	2,912.89	10.7%
Medical Premium Payable-Emp	(88.28)	0.00	(88.28)	100.0%
Accrued Vacation	88,695.25	83,035.68	5,659.57	6.8%
Accrued Interest Expenses	0.00	1,219.13	(1,219.13)	-100.0%
Scholarships-Volunteer Expense	1,595.97	1,595.97	0.00	0.0%
Scholarships-Senior Services	4,877.78	4,002.78	875.00	21.9%
Construction Loan 2020	0.00	(3,325.80)	3,325.80	100.0%
Deferred Revenue	16,640.92	28,799.96	(12,159.04)	-42.2%
<b>TOTAL Current Liabilities</b>	<b>141,802.20</b>	<b>142,495.39</b>	<b>(693.19)</b>	<b>-0.5%</b>
<b>Long-Term Liabilities</b>				
Construction Loan to 2021	0.00	98,790.09	(98,790.09)	-100.0%
Net Pension Liability GASB 68	1,773,279.00	1,596,760.50	176,518.50	11.1%
Accrued OPEB Liability GASB 75	469,896.00	326,777.00	143,119.00	43.8%
Deferred Inflows of Resources GASB 68	122,106.00	186,989.00	(64,883.00)	-34.7%
Deferred Inflows of Resources GASB 75	324,496.00	432,661.00	(108,165.00)	-25.0%
<b>TOTAL Long-Term Liabilities</b>	<b>2,689,777.00</b>	<b>2,641,977.59</b>	<b>47,799.41</b>	<b>1.8%</b>
<b>TOTAL LIABILITIES</b>	<b>2,831,579.20</b>	<b>2,784,472.98</b>	<b>47,106.22</b>	<b>1.7%</b>
<b>EQUITY</b>				
Designated Reserves	2,999,201.22	2,999,201.22	0.00	0.0%
Retained Earnings	1,296,357.10	558,398.72	737,958.38	132.2%
Year-to-Date Earnings	79,018.59	85,890.12	(6,871.53)	-8.0%
<b>TOTAL EQUITY</b>	<b>4,374,576.91</b>	<b>3,643,490.06</b>	<b>731,086.85</b>	<b>20.1%</b>
<b>TOTAL LIABILITIES &amp; EQUITY</b>	<b>7,206,156.11</b>	<b>6,427,963.04</b>	<b>778,193.07</b>	<b>12.1%</b>

a.o. September 2021...all years





**Camarillo Health Care District  
Investment & Reserves Report  
30-Sep-21**

LAIF	2021 - 2022	
	9/30/2021	Interest Earned
Vehicle Fleet Reserve	75,462	0
Technology Reserve	151,848	0
Project/Special Use Reserve	150,924	0
Capital Improvement Reserve	503,079	0
General Operating Reserve	1,019,503	0
Undesignated - General Operating	2,136,490	0
<b>Total LAIF</b>	<b>4,037,306</b>	<b>0</b>

Quick Ratio	Current Ratio
<b>33.01</b>	<b>38.80</b>

Bank of the West		
General Operating Fund	184,496	0.00
<b>Total Bank of the West</b>	<b>184,496</b>	<b>0.00</b>

Mechanics Bank		
Checking	280,582	7.08
Savings	165,657	16.57
<b>Total Savings &amp; CD's</b>	<b>446,239</b>	<b>23.65</b>

<b>Scholarships &amp; Petty Cash Funds</b>	<b>7,629</b>	
--	--------------	--

<b>Ventura County Treasurer Pool</b>	<b>5,585</b>	<b>391.52</b>
--------------------------------------	--------------	---------------

<b>Total in interest earning accounts</b>	<b>4,681,254</b>	<b>415.17</b>
---	------------------	---------------

Reserve Funds	Minimum Target	6/30/2021 Balance	2021 Allocated	2021/2022 Interest	9/30/2021 Balance	Annual Funding Goal
Vehicle Fleet Reserve	75,000	75,462	0	0	75,462	5,000
Technology Reserve	150,000	151,848	0	0	151,848	5,000
Project/Special Use Reserve	150,000	150,924	0	0	150,924	5,000
Capital Improvement Reserve	500,000	503,079	0	0	503,079	10,000
General Operating Reserve	1,715,441	1,019,503	0	0	1,019,503	100,000
<b>Reserves &amp; Contingencies</b>	<b>2,590,441</b>	<b>1,900,816</b>	<b>0</b>	<b>0</b>	<b>1,900,816</b>	<b>125,000</b>

Per California Government Code Section 53600 et. Seq., specifically section 53646 and section 53607, the attached investment report details all investment related activity in the current period. Camarillo Health Care District's (CHCD) investable funds are currently invested in LAIF and with the Ventura County Treasurer's investment pool, and their individual investment transactions are not reportable under the Government code. That said, CHCD's investment policy has taken a prudent investment course, in compliance with the "Prudent Investor's Policy" designed to protect public funds.

**This page intentionally left blank.**



**SECTION 9**

**ITEMS FOR BOARD ACTION**

**SECTION 9-B  
REVIEW/ DISCUSSION/ ACTION – CONSIDERATION, DISCUSSION, AND  
ACTION ON RESOLUTION 21-11, RE-AUTHORIZING REMOTE  
TELECONFERENCE MEETINGS OF THE BOARD OF DIRECTORS FOR A 30-DAY  
PERIOD COMMENCING NOVEMBER 1, 2021.**

**OCTOBER 26, 2021**

## **RESOLUTION NO. 21-11**

### **RE-AUTHORIZING REMOTE TELECONFERENCE MEETINGS OF THE BOARD OF DIRECTORS FOR A 30-DAY PERIOD**

Resolution of the Board of Directors  
Camarillo Health Care District  
Ventura County, California

**WHEREAS**, the Camarillo Health Care District is committed to preserving and nurturing public access and participation in meetings of the Board of Directors; and

**WHEREAS**, all meetings of Camarillo Health Care District's legislative bodies are open and public, as required by the Ralph M. Brown Act (Cal. Gov. Code 54950 – 54963), so that any member of the public may attend, participate, and watch the District's legislative bodies conduct their business; and

**WHEREAS**, the Brown Act, Government Code section 54953(e), makes provision for remote teleconferencing participation in meetings by members of a legislative body, without compliance with the requirements of Government Code section 54953(b)(3), subject to the existence of certain conditions; and

**WHEREAS**, a required condition is that a state of emergency is declared by the Governor pursuant to Government Code section 8625, proclaiming the existence of conditions of disaster or of extreme peril to the safety of persons and property within the state caused by conditions as described in Government Code section 8558; and

**WHEREAS**, a proclamation is made when there is an actual incident, threat of disaster, or extreme peril to the safety of persons and property within the jurisdictions that are within the District's boundaries, caused by natural, technological or human-caused disasters; and

**WHEREAS**, it is further required that state or local officials have imposed or recommended measures to promote social distancing, or, the legislative body meeting in person would present imminent risks to the health and safety of attendees; and

**WHEREAS**, the Board of Directors previously adopted a Resolution 21-10 on September 28, 2021, finding that the requisite conditions exist for the legislative bodies of Camarillo Health Care District to conduct remote teleconference meetings without compliance with paragraph (3) of subdivision (b) of section 54953; and

**WHEREAS**, as a condition of extending the use of the provisions found in section 54953(e), the Board of Directors must reconsider the circumstances of the state of emergency that exists in the District, and the Board of Directors has done so; and

**WHEREAS**, emergency conditions persist in the District, specifically, the Governor proclaimed a State of Emergency on March 4, 2020 due to COVID-19; and

**WHEREAS**, on June 11, 2021, the State Public Health Officer ordered all individuals to follow the state guidance on face coverings and its website recommends physical distancing; and

**WHEREAS**, on October 18, 2021, the Ventura County Health Officer issued an order extending the requirement for all individuals in the county to wear face coverings in all indoor public settings and its website recommends physical distancing; and

**WHEREAS**, as a consequence of the state of emergency and the state and local public health guidance, the Board of Directors does hereby find that the Camarillo Health Care District shall conduct its meetings without compliance with paragraph (3) of subdivision (b) of Government Code section 54953, as authorized by subdivision (e) of section 54953, and shall comply with the requirements to provide the public with access to the meetings as prescribed in paragraph (2) of subdivision (e) of section 54953; and

**WHEREAS**, members of the public will be able to participate remotely through the digital means listed on the meeting agenda.

**NOW, THEREFORE, BE IT RESOLVED AS FOLLOWS:**

**SECTION 1. Recitals.** The Recitals set forth above are true and correct and are incorporated into this Resolution by this reference.

**SECTION 2. Remote Teleconference Meetings.** The Chief Executive Officer is hereby authorized and directed to take all actions necessary to carry out the intent and purpose of this Resolution including, conducting open and public meetings in accordance with Government Code section 54953(e) and other applicable provisions of the Brown Act.

**SECTION 3. Effective Date of Resolution.** This Resolution shall take effect immediately upon its adoption and shall be effective for 30 days, or such time the Board of Directors adopts a subsequent resolution in accordance with Government Code section 54953(e)(3) to extend the time during which the District may continue to teleconference without compliance with paragraph (3) of subdivision (b) of section 54953.

**SECTION 4: Certification.** The Clerk of the Board shall certify to the passage and adoption of this Resolution and cause it to be maintained in the records of the District.

**ADOPTED, SIGNED, AND APPROVED** this 26th day of October 2021.

\_\_\_\_\_  
Christopher Loh, President  
Board of Directors  
Camarillo Health Care District

Attest: \_\_\_\_\_  
Richard Loft, Clerk of the Board  
Board of Directors  
Camarillo Health Care District

STATE OF CALIFORNIA)

COUNTY OF VENTURA) ss

I, Richard Loft, Clerk of the Board of Directors of the Camarillo Health Care District

DO HEREBY CERTIFY that the foregoing Resolution No. 21-11 was duly adopted by the Board of Directors of said District at a Regular Meeting held on the 26th day of October 2021 by the following vote:

AYES: \_\_\_\_\_

NAYS: \_\_\_\_\_

ABSENT: \_\_\_\_\_

ABSTAIN: \_\_\_\_\_

\_\_\_\_\_  
Richard Loft, Clerk of the Board  
Board of Directors  
Camarillo Health Care District



**SECTION 9**

**ITEMS FOR BOARD ACTION**

**SECTION 9-C  
REVIEW/ DISCUSSION/ ACTION – CONSIDERATION, DISCUSSION, AND  
ACTION ON RESOLUTION 21-12, RECOGNIZING NOVEMBER 2021 AS  
NATIONAL FAMILY CAREGIVERS MONTH.**

**OCTOBER 26, 2021**



## RESOLUTION NO. 21-12

### In Recognition of National Family Caregivers Month

*Resolution of The Board of Directors  
Camarillo Health Care District  
Ventura County, California*

---

**WHEREAS**, November is the month where we take time to recognize, praise and support the 78 million people who dedicate their time and lives, often unpaid, to care for a family member in need; and

**WHEREAS**, family caregivers face challenges and health emergencies, juggle priorities, and suffer isolation that are exacerbated by the coronavirus health pandemic; and

**WHEREAS**, while family caregiving may be a labor of love, it can exact a heavy toll on the caregiver; physically, mentally, and financially, with many caregivers putting their own health and financial security at risk for the sake of their loved one; and

**WHEREAS**, more than eight in ten Americans say caregiving for a loved one is “the new normal”; and

**WHEREAS**, Camarillo Health Care District embraces a guiding principle of recognizing and honoring the significant contribution and sacrifice of family caregivers by providing excellence in education, training and support; and

**WHEREAS**, Camarillo Health Care District therefore stands in unity with family caregivers in celebration of National Caregivers Month, and is proud to offer a broad array of services through the award-winning Caregiver Center of Ventura County; and

**WHEREAS**, the Caregiver Center of Ventura County is a federally designated family caregiver resource center that has received the nation’s top award in caregiving from Former First Lady Rosalynn Carter from her Rosalynn Carter Institute for Caregiving;

**NOW, THEREFORE, BE IT RESOLVED**, that the Camarillo Health Care District Board of Directors, does hereby recognize November of 2021 as National Family Caregivers Month.

**ADOPTED, SIGNED, AND APPROVED** this 26th day of October 2021.

\_\_\_\_\_  
Christopher Loh, President  
Board of Directors  
Camarillo Health Care District

Attest: \_\_\_\_\_  
Richard Loft, Clerk of the Board  
Board of Directors  
Camarillo Health Care District



STATE OF CALIFORNIA)  
COUNTY OF VENTURA) ss

I, **Richard Loft**, Clerk of the Board of Directors of the Camarillo Health Care District

**DO HEREBY CERTIFY** that the foregoing Resolution 21-12 was duly adopted by the Board of Directors of said District at a Regular Meeting held on the 26th day of October 2021, and it was adopted by the following vote:

AYES: \_\_\_\_\_

NAYS: \_\_\_\_\_

ABSENT: \_\_\_\_\_

ABSTAIN: \_\_\_\_\_

\_\_\_\_\_  
Richard Loft, Clerk of the Board  
Board of Directors  
Camarillo Health Care District

**This page intentionally left blank.**



**SECTION 10**

**CHIEF EXECUTIVE OFFICER REPORT**

**OCTOBER 26, 2021**

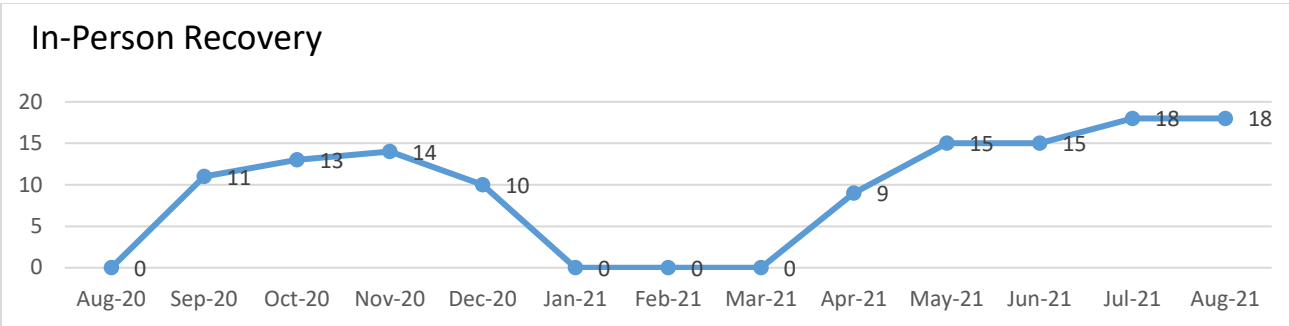
# MEMORANDUM

**DATE:** September 30, 2021  
**TO:** Kara Ralston, Chief Executive Officer  
**FROM:** Mary Ann Ratto, Adult Day Center Director  
**SUBJECT:** *September 2021 Monthly Report*

## PROGRAM DESCRIPTION

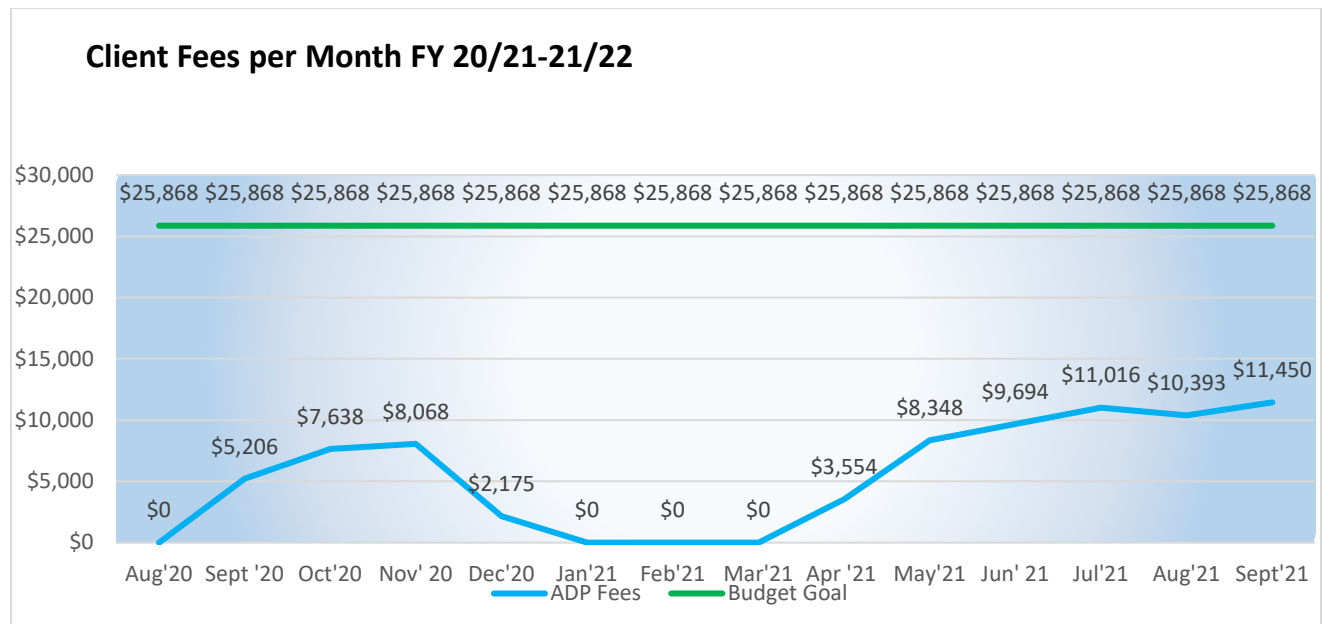
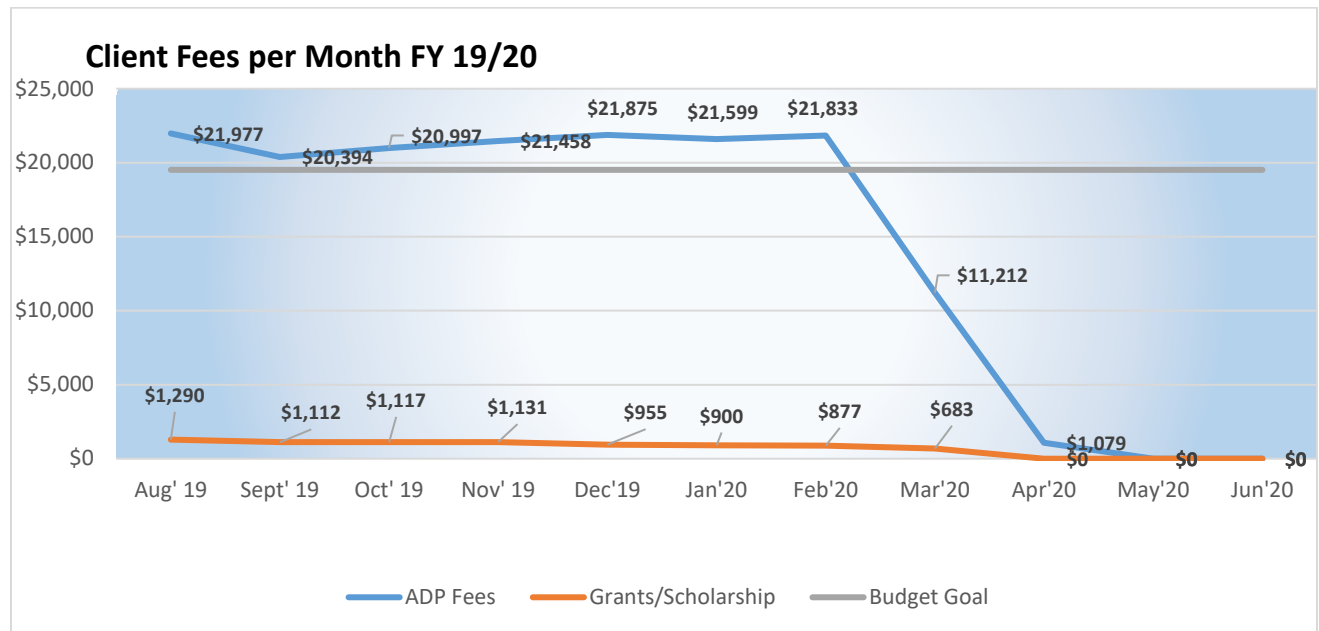
For the past 38 years (since 1983), Camarillo Health Care District has operated a state-licensed Adult Day Center for adults (age 18 and over) with cognitive impairment and other special needs. With intentional thoughts, the Adult Day Center provides a compassionate and dynamic environment where persons with functional and cognitive disabilities can participate in meaningful activities, allowing them to remain as independent as possible with dignity, respect, and honor. Participants enjoy a variety of scheduled activities modified and designed to promote self-esteem, endurance, and engagement. Customized schedules are available full day, half day, multiple or single days in a week, with transportation options.

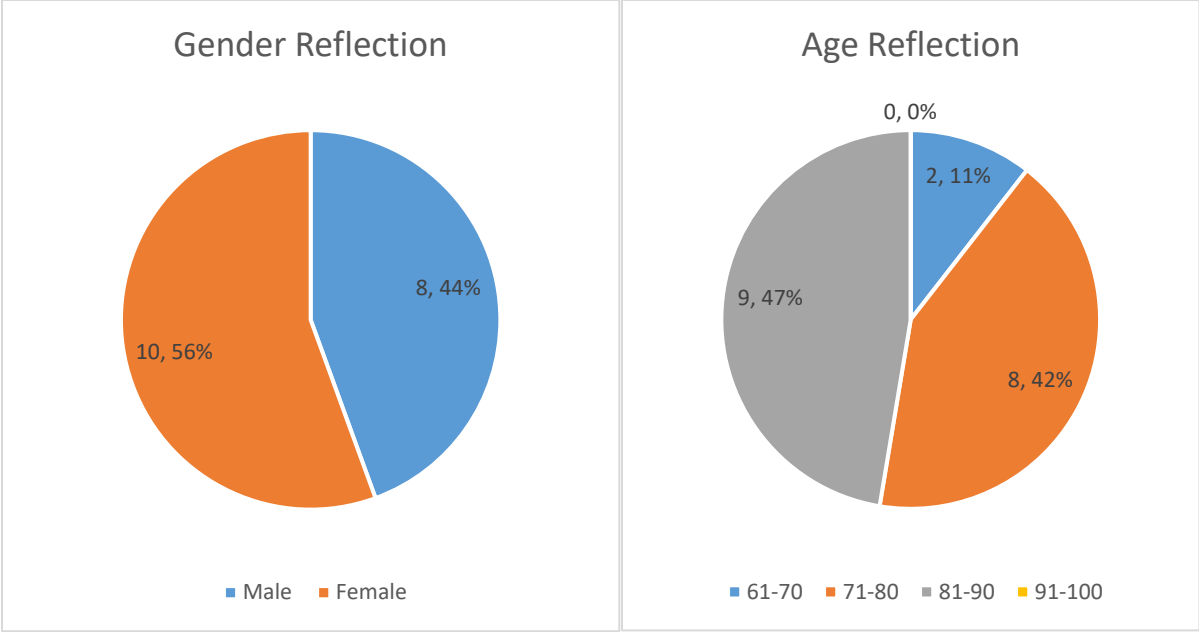
*The following charts reflect the recovery efforts for re-opening. Operating under capacity restrictions, with full and afternoon half day offering at 6:1 ratio. Following 5 months of reopening plus the first week of October an exciting trend is showing: already at 47.5% accomplished license capacity of 40. Additional new enrollees expected to begin during October.*



	September 2021	October 2021
<b>Enrollment at start of new month</b>	18	18
<b>New Enrollment</b>	2	4
<b>Leave of Absence (LOA)</b>	0	1
<b>Disenrollment</b>	2	2
<b>Total Enrollment at close of month</b>	18	

The following revenue charts reflect the success of the ADC, prior to the March 13, 2020 temporary suspension and the recovery efforts since reopening the ADC from September 8, 2020 through December 4, 2020 and April 19, 2021.





Total Clients: 18  
Current average age: 83  
Current oldest: 90 (fe)  
Current youngest: 65 (fe)

## MEMORANDUM

**Date:** October 1, 2021  
**To:** Kara Ralston, CEO  
**From:** Blair Barker, Care Services Director  
**Subject:** September 2021 Board Report

### Program Description

Lifeline is an easy-to-use, in-home personal response service to ensure rapid response and assistance whenever needed...24 hours a day, 365 days a year.

### Program Overview

- 1 unit was installed
- 7 units were removed
- 309 total Lifeline subscribers

Description	September 2021	August 2021	Monthly Variance	September 2020	Yearly Variance	Fiscal YTD
Total Subscribers	309	315	-6	397	-96	309
Total Units Removed with extra buttons (including transfers out to SSI programs)	7	11	-4	14	-7	25
Total Number of Installations with extra buttons	1	2	-1	4 + 1 additional sub	-3	7
Net Installations	-6	-8	2	-9	-3	-17
In District/Out of District	1/0	2/0	-1/0	2/3	-1/-3	6/1

### Deactivations in September totaled 7 Clients

The average length of stay for those deactivating in August was 6 years. The national average is 2 years and 7 months.

### Lifeline Operational Calls

In total, including other miscellaneous activity, Lifeline Central answered or responded to 201 calls from District subscribers in August.

	September 2021	August 2021	Monthly Variance	September 2020	Yearly Variance	Fiscal YTD
Accidental Button Pushes (No EMS called)	82	74	+8	103	-21	248
Client Tests Performed	88	87	+1	138	-50	268
Incidents	20	23	-3	19	+1	62
Service Calls	1	13	-12	16	-15	25
Welcome/Information Calls	1	4	-3	3	-2	9
<b>Total</b>	192	201	-9	279	-87	612

**Detailed Incident Report:** In September, Lifeline reported 20 calls for help from CHCD subscribers. Out of the 20 calls, only 4 were transported to a local hospital which represented 20% of button-help calls. EMS was called to the scene for a total of 16 times for the month of September representing about 80% of all incidents. Overall, falls were the number one reason (55%) for needing assistance.

## September 2021 Report

**Date:** October 21, 2021  
**To:** Kara Ralston, CEO  
**From:** Blair Barker, Care Services Director  
 Mayra Tapia, Senior Nutrition Coordinator; Juliann Do, Resource Specialist  
 Monthly Program Report: **September 2021**

The Senior Nutrition Program (SNP) provides supplemental nutrition for residents age 60 and over at either the congregate meal site or by home delivery, to enhance physical, mental and emotional well-being.

**Home Delivered Meals (HDM)** are delivered to homebound seniors who are unable to procure or prepare their own meals, and include fresh fruit and vegetables, dairy and grain products as supervised by VCAAA registered dietician. Up to 5 meals/week are delivered in a bundle once each week. **During COVID-19 restrictions, clients include seniors not normally home-bound, and non-senior disabled who are abiding by Stay-at-Home orders. As of August 11, 2021, all recipients may now only receive up to 5 meals/week, with some exceptions made (low-income, high nutrition risk, no other means to obtain food, etc.) (which is why the total meal count for this month decreased from previous months).**

**Congregate Meals (aka Apple-A-Day Café)** are normally served at the District congregate (Cong) site on the third Thursday of each month. **During COVID-19 restrictions,** congregate clients may instead choose to pick up a frozen meal at the District once a month.

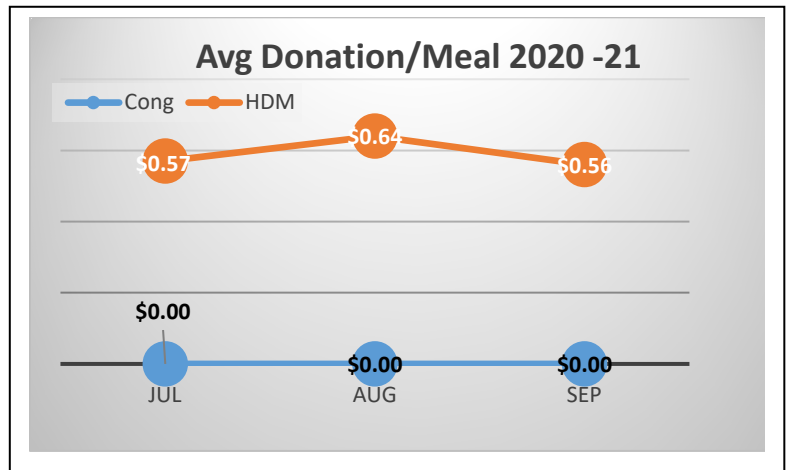
*The SNP is also partially funded by the Older Americans Act, through the Ventura County Area Agency on Aging (VCAAA), VCAAA Foundation, the City of Camarillo, and an in-kind partnership with Pleasant Valley Recreation & Parks District. There is no charge per funding agreement but a \$3.00 per meal donation by attendees is suggested as required by the VCAAA.*

### At-a-Glance

	September 2021	Unduplicated Clients FYTD
<b>New HDM clients</b>	16 -5 disenroll 11 net gain	268 *
<b>New Cong. clients</b>	0	0**

\*includes HDM Clients currently on hold as well as 2 non- seniors funded by VCAAA Foundation.

\*\*Due to COVID19, Cong clients shifted to HDM





## Program History

The District began administrating the operational arm of the Senior Nutrition Program in April 2005, under grant funding from the Ventura County Area Agency on Aging (VCAAA). In FY 2006/07, the City of Camarillo approved funding support for the Home Delivered portion of the Senior Nutrition. VCAAA manages the food procurement part of the program, while the District provides the operational and logistical support of implementation. Since the District's participation in this program, more than 3,000 people have received more than 470,000 meals, averaging over 29,000 meals/year.

TOTAL MEALS SERVED (cumulative)		VCAAA Funding	VCAAA meals allowed	% program split	City Funding (HDM only)	City CBDG CV3 Funding (HDM only)
Program began April 1, 2005		\$27,602				
Total meals served FY 2005-2006	34,382	\$52,099				
Total meals served FY 2006-2007	28,234	\$84,468			\$32,000	
Total meals served FY 2007-2008	27,332	\$79,978			\$32,000	
Total meals served FY 2008-2009	26,168	\$82,424			\$35,000	
Total meals served FY 2009-2010	27,132	\$82,259			\$37,000	
Total meals served FY 2010-2011	22,598	\$84,166	25,700	62% HDM 38% Cong	\$37,000	
Total meals served FY 2011-2012	15,936	\$69,536	23,710	62% HDM 38% Cong	\$37,000	
Total meals served FY 2012-2013	12,941	\$60,800	20,075	96% HDM 4% Cong	\$37,000	
Total meals served FY 2013-2014	19,452	\$52,572	18,600	97% HDM 3% Cong	\$37,000	
Total meals served FY 2014-2015- (HDM+C)	23,036	\$52,572	20,460	97% HDM 3% Cong	\$37,000	
Total meals served FY 2015-2016 (HDM+C)	22,799	\$55,942	20,460	97% HDM 3% Cong	\$37,000	
Total meals served FY 2016-2017 (HDM+C+ ARCH)	23,148	\$69,660	22,320	93%HDM 7% Cong	\$37,000	
Total meals served FY 2017-2018 (HDM+C+ARCH)	25,396	\$69,375	22,500	97%HDM 3% Cong	\$37,000	
Total meals served FY 2018-2019 (HDM+C)	29,883	\$73,750	24,000	98% HDM 2% Cong	\$37,000	
Total meals served FY 2019-2020 (HDM+C)	39,719	\$84,375	27,500	96%HDM 4% Cong	\$37,000 + \$7500	
Total meals served July 2020- June 2021 (HDM+Cong.)	77,228	\$96,058	30,250	96%HDM 4% Cong	\$37,000	
<b>FYTD Total meals served July 2021- September 2021 (HDM+Cong.)</b>	<b>14,682*</b>	<b>\$96,058</b>	<b>30,250</b>	<b>96% HDM 4% Cong</b>	<b>\$37,000</b>	<b>\$50,000</b>
<b>TOTAL cumulative meals served since program inception; all-meal types; commenced April 2005</b>	<b>470,066</b>					

\*includes meals for (2) <60 disabled clients funded by the VCAAA Foundation

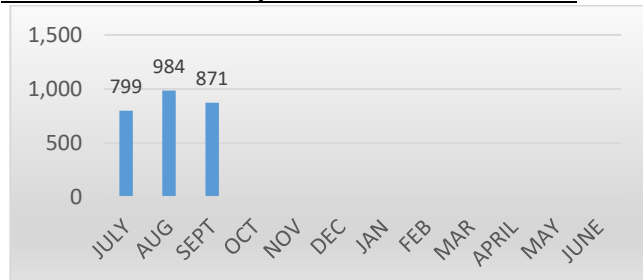
### HDM Referral Sources

Referral Source September 2021	HDM	Cong
Friend/Neighbor/Family	3	0
Former Congregate Client	0	0
Website/Online Search	3	0
Healthy Attitudes magazine	1	0
Social Worker/APS Referral	4	0
Doctor office/Hospital	0	0
VCAAA referral	0	0
Previous Client	5	0
Internal District referral	0	0
Casa del Norte Mobile Home Park Manager referral	0	0
Walk-in	0	0
District Produce Day	0	0
Hospice	0	0
OASIS Catholic charities	0	0
<b>TOTAL</b>	<b>15</b>	<b>0</b>

### HDM Cancellations

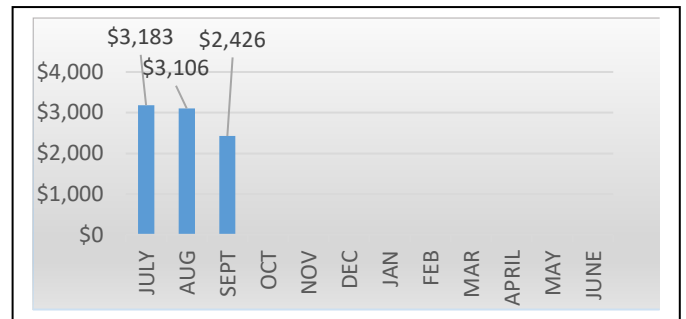
Reason Stated	September 2021
Dislikes the food/Not what was expected	2
Family/Caregiver now providing meals	0
Moved in with Family	0
Moved into Care Facility	1
Moved to alternate Program	0
No longer desires services	2
No longer meets criteria	0
No longer needs service	0
Health has improved-able to cook	0
Dietary restrictions	0
Relocation out of service area	0
Deceased	0
On hold for extended time	0
<b>TOTAL</b>	<b>5</b>

### HDM: Clients Served per Month 2021-22



\*client count is duplicated count as clients receive meals each week

### HDM: Donations Rec'd per Month 2021-22



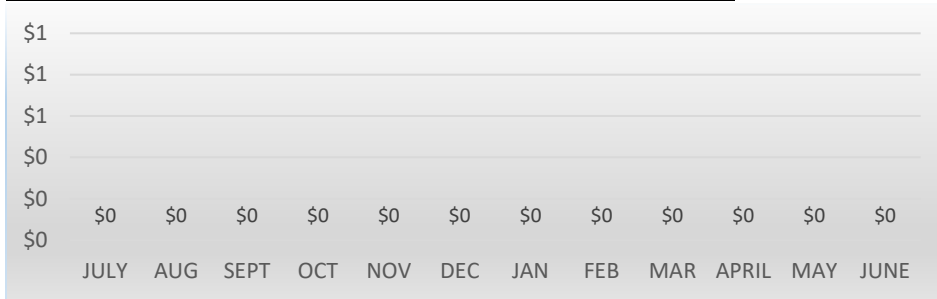
### HDM: Total Meals Provided per Month 2021-22



**CONGREGATE: Meals Provided per Month 2021-22**



**CONGREGATE: Donations Received per Month 2021-22**



*\*\*Congregate remains as a frozen pick-up option due to COVID-19 restrictions. For July 2021, there were no clients who opted for a pickup. Many past congregare clients are currently being served under the HDM program.*

# MEMORANDUM

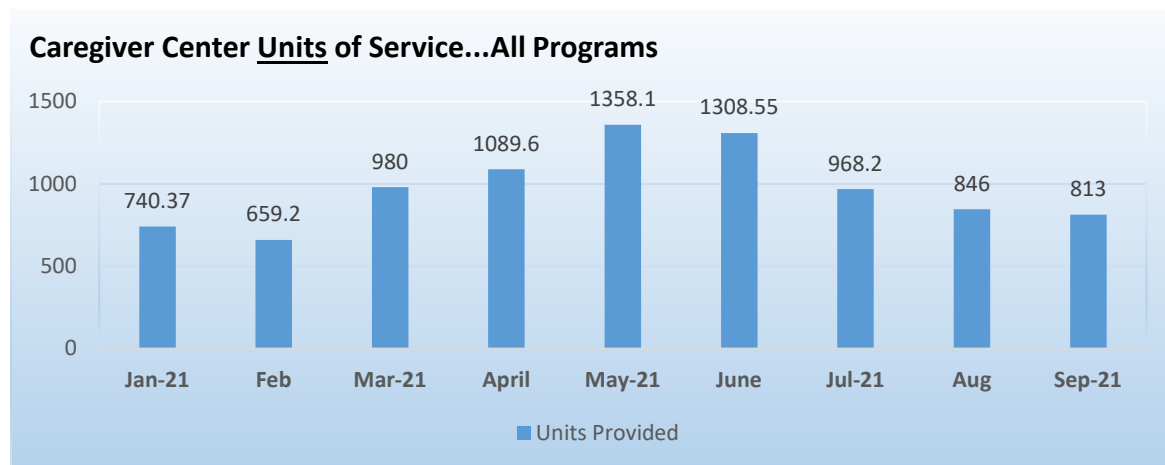
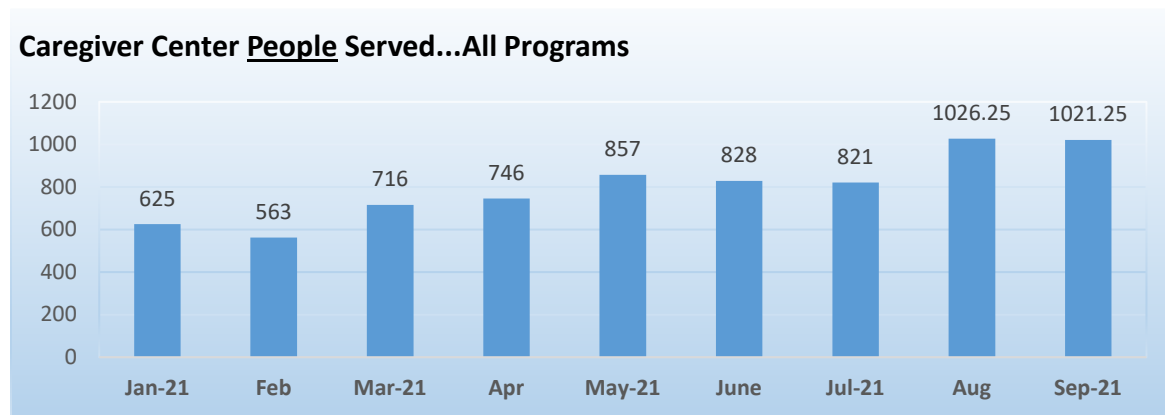
DATE: October 14, 2021  
TO: Kara Ralston, CEO  
FROM: Blair Barker, MPH, Care Services Director  
Caregiver Center of Ventura County  
RE: September 2021 Monthly Report

---

## PROGRAM DESCRIPTION

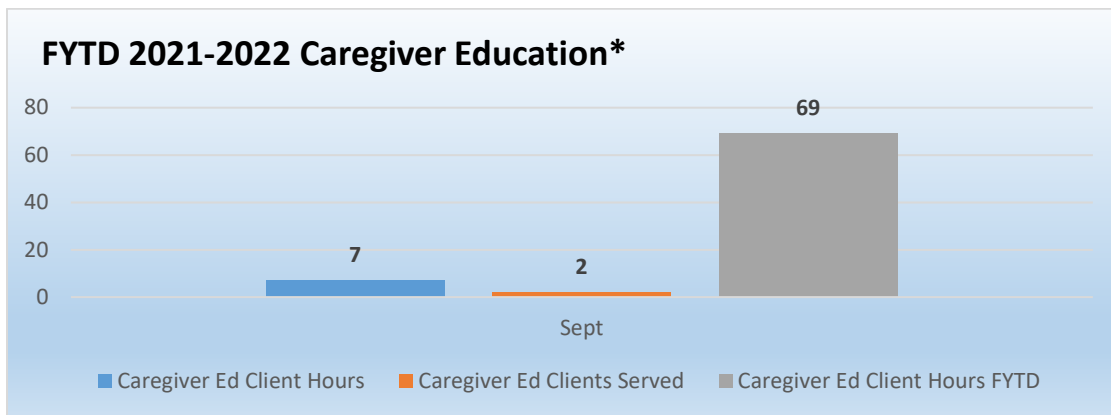
The goal of the Caregiver Center of Ventura County (Center) is to decrease the impact of caregiver burden and empower people to better health. This is accomplished through strategic partnerships with medical and community-based providers for the delivery of caregiver education and training, access to resources, and increased quality of life outcomes. The Caregiver Center has a comprehensive array of programs and services including Powerful Tools for Caregivers, REACH, Personalized Care Consultations, Senior Support Line, Caregiver Skill-building, Respite Services, Home Modification Services, Dementia Education Classes, Support Groups, Walk-in Inquiry, and Caregiver Reminder Contacts.

## Overview of Units of Service Provided



Program	September - Units	September - People
REACH: in-person	3	1
REACH: phone	4	1
Dealing with Dementia: class	0	0
Dementia Live: class	22	13
Powerful Tools for Caregivers: Virtual Class	0	0
Care Consultation: in-person	1.5	1
Care Consultation: phone	11.25	15
Caregiver Support Group	16.5	8
Respite: In Home Hours	52	4
Respite: ADP Hours	0	0
Home Modifications: Units Installed	0	0
Assistive Devices: Units installed	0	0
Senior Support Line: Peer Counseling	67	58
Senior Support Line: Telephone Reassurance	109	67
Caregiver Wellness Screening (Zarit Burden)	0	0
Depression Screening (PHQ-9)	0	0
Client follow-up ( <i>in-person, phone call, email, similar</i> )	121	87
Client Walk-ins	21	21
Resource & Education Request	402	365
Inquiry response: Email/phone reply	93	74
Caregiver Email Outreach	98	98
<b>TOTAL</b>	<b>1,021.25</b>	<b>813</b>

**Caregiver Education: REACH and Powerful Tools for Caregivers Program**

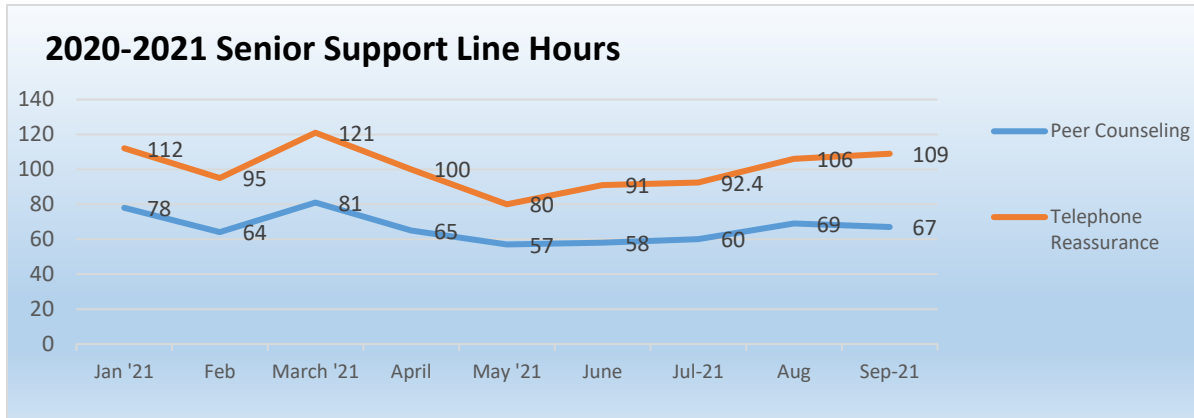


Caregiver Education	September	FYTD	Annual Contract Goal	Target 24% of FY
Total Client Units*	7	76	113	59%
Clients served	2	19	N/A	N/A
<b>TOTAL</b>	<b>9</b>	<b>95</b>	<b>N/A</b>	<b>N/A</b>

\*This number includes the VCAA Caregiver Education grant funded programs (Title III E) Powerful Tools for Caregivers class sessions and REACH in-person and phone visits (units = hours). This chart represents counts of clients served as well as the hours provided by the Center through the Rosalyn Carter Institute's REACH (Resources Enhancing Alzheimer's Caregivers Health) and the Powerful Tools for Caregivers programs.

**Senior Support Line**

This chart represents measures of Senior Support Line (SSL) activities, either peer counseling or telephonic reassurance. Partially Funded Program through Older Americans Act federal funding, SSL is a toll-free reassurance and socialization program for Ventura County residents aged 60 and older, providing emotional and social support to reduce risks of isolation, socialization, wellness and safety checks, and connections to community resources.



Senior Support Line (Title IIIB)	September	FYTD	Annual Contract Goal	Target 24% of FY
Peer Counseling: Hours	67	196	616	32%
Peer Counseling: Persons Served (unduplicated monthly)	58	170	375	45%
Telephone Reassurance: Hours *	109	307.4	N/A	N/A
Telephone Reassurance: Contacts	334	904	2,236	40%
Telephone Reassurance: Persons Served (unduplicated monthly)	67	217	278	78%
<b>TOTAL</b>	<b>635</b>	<b>1794.4</b>	<b>N/A</b>	<b>N/A</b>

### Respite Hours

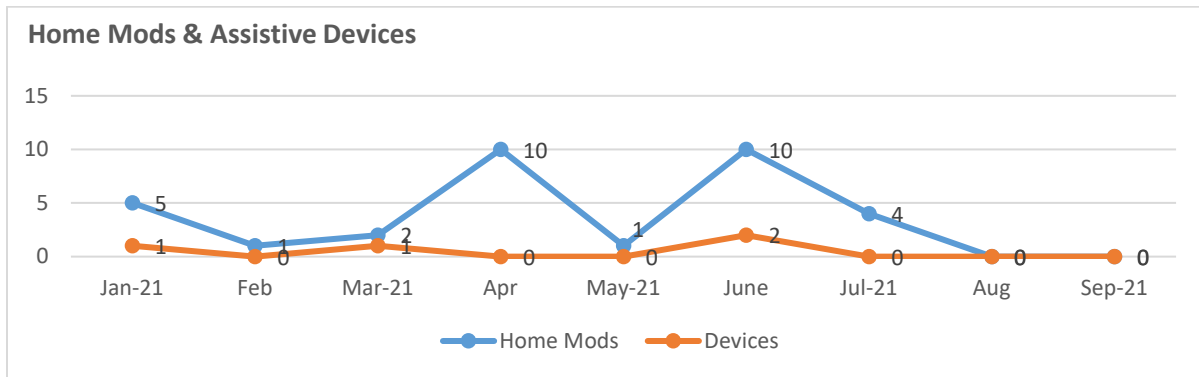
This chart represents measures of Respite hours and clients served by those hours, either in-home and/or at the Adult Day Center. The District periodically receives funding for in-home respite and adult day center respite through Older Americans Act, Title III E funding awarded by the VCAAA.

Due to COVID-19 fluctuations, respite hours in the Adult Day Center have yet to be used yet in this fiscal year. The VCAAA understands the impact of COVID-19 on the performance of this funding.

Respite (Older Americans Act Title III E)	September	FYTD	Annual Contract Goal	Target 24% of FY
Respite: In-home (hours)	52	118	471	25%
Respite: In-home (people)	4	10	N/A	N/A
Respite: ADP (hours)	0	0	556	0%
Respite: ADP (persons served)	0	0	N/A	N/A
<b>TOTAL</b>	<b>56</b>	<b>128</b>	<b>N/A</b>	

### Home Modifications and Assistive Devices

This chart reflects the number of home modifications (anything that requires a bolt, screw, etc.) and assistive devices (no installation required) that have been authorized. The District periodically receives funding for Home Modifications and Assistive Devices through Older Americans Act, Title III E funding awarded by the VCAAA. While there were no modifications completed during the month of September due to matters outside of the vendor’s control, we are look forward to work being authorized soon.



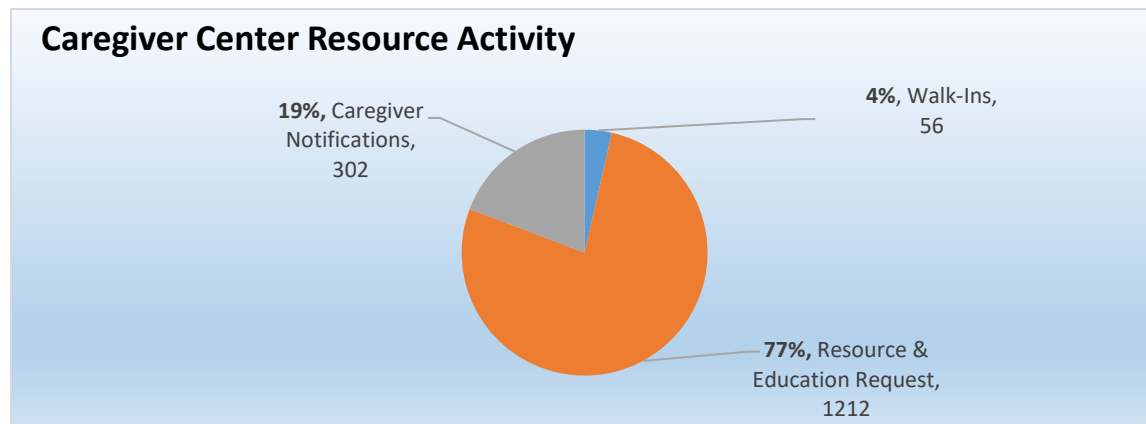
Home Modifications (Title III E)	September	FYTD	Annual Contract Goal	Target of FY 24%
Home Modifications: Units installed	0	4	66	6%
Home Modifications: Persons served	0	2	N/A	N/A
Assistive Devices: Units provided	0	0	3	0%
Assistive Devices: Persons served	0	0	N/A	N/A
<b>TOTAL</b>	<b>0</b>	<b>6</b>	<b>N/A</b>	

**Dementia Friendly Caregiver Engagement Project**

Outside of the pandemic, there would be a chart below this that represents monthly and FYTD counts of clients and organizations served by the Center’s dementia education programs. Grant funding was previously provided by the Arthur N. Rupe Foundation to expand dementia specialty programs and services to family and professional caregivers. These programs and services are an integral of the Dementia Friendly Ventura County initiative (led by the VCAAA). While the District has not been able to train family caregivers and professionals due to previous COVID-19 restrictions, the District will be providing a virtual option workshop as well as an in-person workshop in the coming months.

**Caregiver Center Resource Activity**

This chart represents Resource Specialist activity for the fiscal year, with September 2021 shown in the data table below.



Caregiver Center Resource Activity	September	FYTD
Client walk-ins	21	56
Resource & Education Request	402	1,212
Caregiver Email Outreach	98	302
<b>TOTAL</b>	<b>521</b>	<b>1,570</b>

The innovative dementia-specialty work accomplished in the Caregiver Center positions the District as a preferred provider to secure contracts and grant awards. The Center’s work contributes to the District’s strategic plan initiatives by providing evidence-based dementia training to caregivers to increase skillsets and education needed to provide quality care for their care partner and protect their own health.

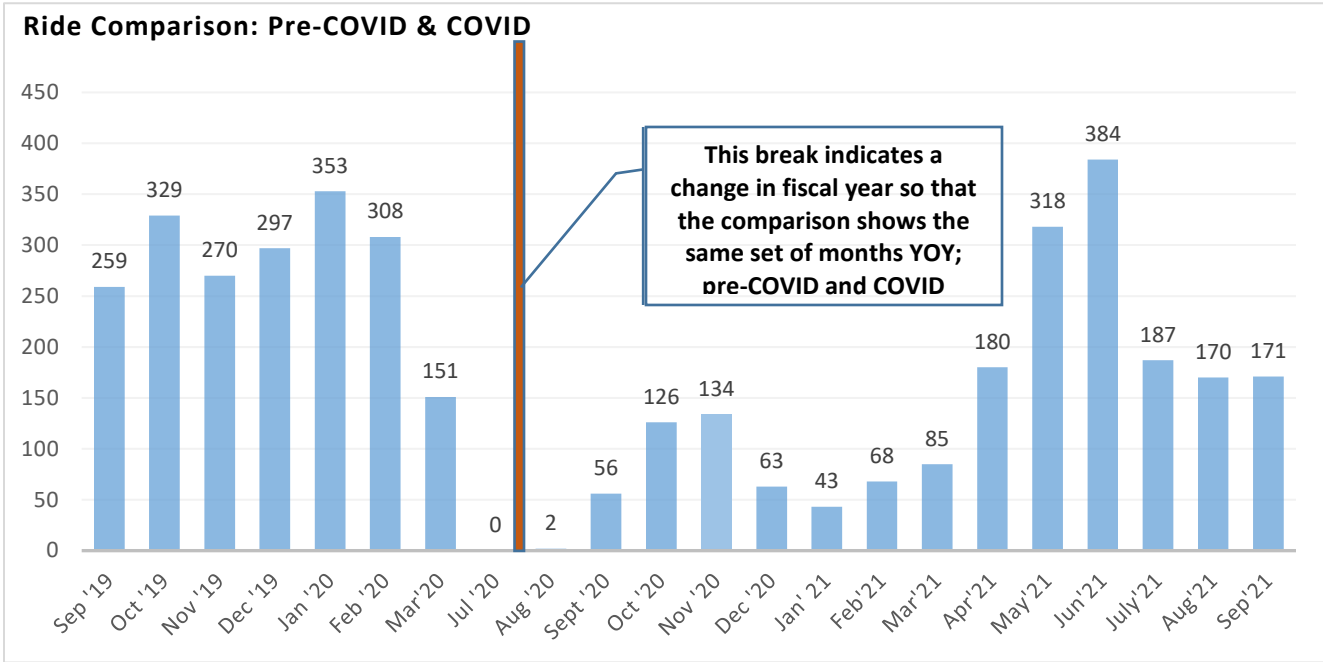


# MEMORANDUM

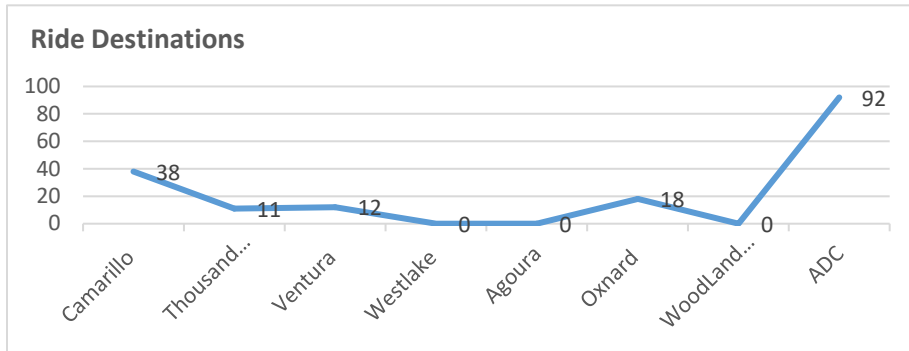
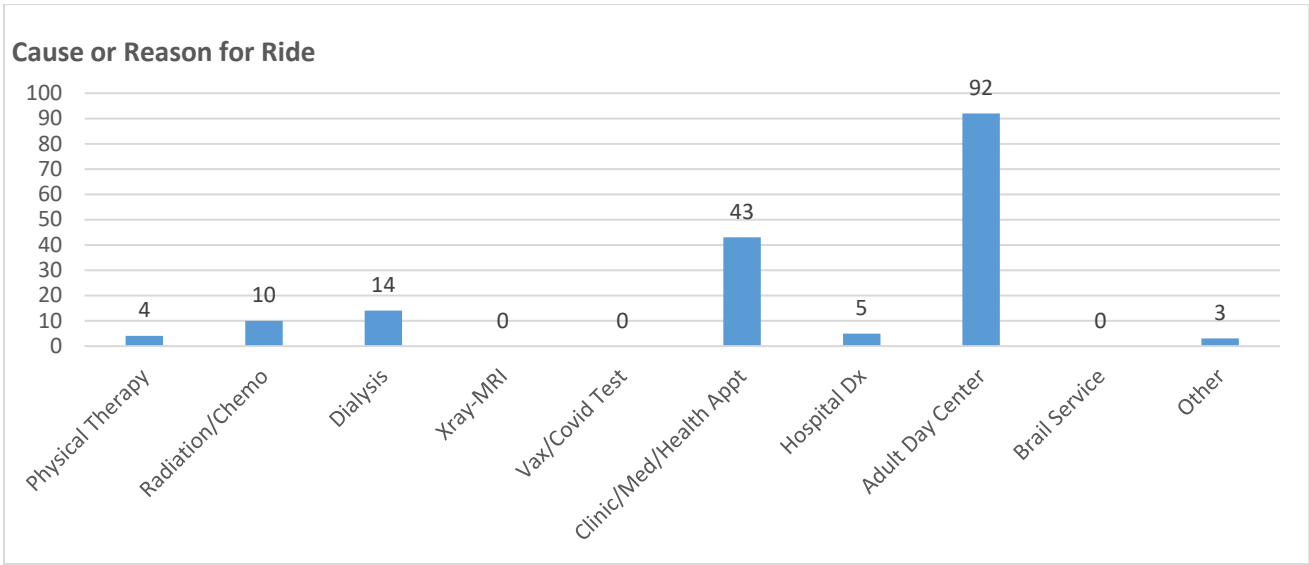
**DATE:** September 30, 2021  
**TO:** Kara Ralston, Chief Executive Officer  
**FROM:** Tanvir Walele, Transportation Coordinator  
**SUBJECT:** *September Monthly Report*

## PROGRAM DESCRIPTION

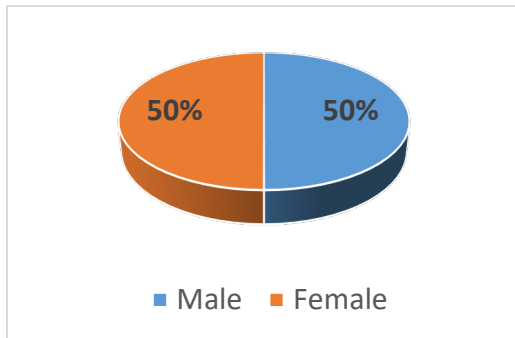
Camarillo Health Care District provides door-through-door transportation for non-emergency medical appointments and other activities of daily living, including to and from District programs, throughout Ventura County. Drivers are trained in CPR and First Aid, and have additional sensitivity training in transporting frail, elderly cognitively challenged and mobility-challenged riders. Vehicles are equipped with hydraulic lifts to accommodate wheelchair clients, oxygen canisters, and other assistive mobility devices. Transportation services remain available with proper capacity, safety and spread mitigation limits.



*In partnership with the City of Camarillo, Care-A-Van transportation services provided free rides to Camarillo residents from February 25, 2021-June 30, 2021.*



Rides originate in the service area and can be provided to destinations throughout Ventura County, and to Kaiser in Woodland Hills.





**SECTION 11**

**BOARD PRESIDENT REPORT**

**OCTOBER 26, 2021**

**This page intentionally left blank.**



**SECTION 12**

**BOARD MEMBERS COMMENTS AND/OR REPORTS**

**OCTOBER 26, 2021**

## **FUTURE MEETING AND EVENTS**

<b><u>Board of Directors Meetings</u></b>		
•	<b>Executive Committee: Loh, Doria</b>	November 9, 2021, 12:00 p.m.
•	<b>Full Board:</b>	November 16, 2021, 12:00 p.m.
•	<b>Full Board:</b>	December 2021 - Dark
•	<b>Executive Committee: Proposed</b>	January 18, 2022, 12:00 p.m. <b>IN-PERSON</b>
•	<b>Finance Committee: Proposed</b>	January 25, 2022, 10:30 a.m. <b>IN-PERSON</b>
•	<b>Full Board: Proposed</b>	January 25, 2022, 12:00 p.m. <b>IN-PERSON</b>
•	<b>Executive Committee:</b>	February 15, 2022, 12:00 p.m. <b>IN-PERSON</b>
•	<b>Full Board:</b>	February 22, 2022, 12:00 p.m. <b>IN-PERSON</b>

**SEPTEMBER 28, 2021**