



REGULAR BOARD MEETING

MAY 25, 2023 - 11:30 AM

**CAMARILLO HEALTH CARE DISTRICT
3615 E LAS POSAS ROAD, SEQUOIA ROOMS
CAMARILLO, CA 93010**



2023 Board Meeting Calendar

January 26, 2023, 11:30 a.m.

February 23, 2023, 11:30 a.m.

March 23, 2023, 11:30 a.m.

April 27, 2023, 11:30 a.m.

May 25, 2023, 11:30 a.m.

June 8, 2023, 11:30 a.m. (Budget)

June 29, 2023, 11:30 a.m. (Optional)

July 27, 2023, 11:30 a.m.

August – Dark

September 28, 2023, 11:30 a.m.

October 26, 2023, 11:30 a.m.

November 16, 2023, 8:30 a.m. (Annual Board Leadership and Education)

December - Dark

**Camarillo Health Care District
Procedures for Communication With
The Board of Directors**

Meetings with the Board of Directors are conducted for the purpose of accomplishing District business. As a matter of District policy and state law, meetings shall ordinarily be held in public. Pursuant to state law, the Board of Directors may conduct closed meeting sessions to discuss certain matters which are confidential.

Community involvement in the District is an essential element of an effective health care district.

Communications with the Board of Directors as a unit may be either in writing or by personal appearance at a meeting of the Board.

Written Communication – In order that the subject of the communication may be placed on the agenda, it must be requested in correspondence to the Board. Written communication addressed to the Board of Directors should reach the Administration office of the District no later than ten (10) business days prior to the date of the meeting at which the matter concerned is to be discussed.

Oral Presentations by Members of the Public to the Board of Directors and Requests by the Public to Place a Matter Directly Related to District Business on a Board Agenda – When an individual or group expects to communicate with the Board of Directors by means of personal appearance at a meeting of the Board or requests that a matter relating to District business be added to the Board’s agenda, the District’s Chief Executive Officer must be notified no later than ten (10) days before the Board meeting at which the matter concerned is to be discussed by the Board and those submitting the request.

Individuals wishing to comment on an agenda item when an item appears on the agenda for discussion or at the designated time for Public Comments, during the Board meeting, shall complete a Speakers Card and submit it to the Clerk of the Board.

It is desirable that when a statement presented to the Board is extensive or is formally requesting consideration of specific items the statement should be written and a copy filed with the Board of Directors.

Public comments at Board Meetings – The Board may receive comments or testimony at regularly scheduled meetings on matters **not on the agenda** which any member of the public may wish to bring before the Board, provided that no action is taken by the Board on such matters at the same meeting at which such testimony is taken.

In addressing the Board, the following rules of courtesy will be observed:

- **All remarks will be addressed to the President of the Board.**
- **Individuals will speak on a specific item of concern.**
- **Three (3) minutes will be allowed individuals, or in the case of a group of people speaking on a specific item, ten (10) minutes will be permitted for the presentation.**
- **Members of the Board of Directors reserve the right to waive time limitations.**

In the event that any meeting is willfully interrupted by a group or groups of persons so as to render the orderly conduct of such meeting unfeasible and order cannot be restored by the removal of individuals who are willfully interrupting the meeting, the members of the Board of Directors conducting the meeting may order the meeting room cleared, and continue in session. Only matters appearing on the agenda may be considered in such a session. Duly accredited representatives of the press or other news media, except those participating in the disturbance, shall be allowed to attend any session held pursuant to this section.

The Board may discuss and take action on any agenda item properly submitted by a member of the public and published in an agenda. The Board President reserves the right to limit discussion and/or defer further deliberations on an agenda topic to a subsequent meeting if additional information is needed to render a decision or appropriate action. Matters involving legal procedure will be referred to Administration for study or further referral.



AGENDA

Regular Meeting of the Board of Directors

May 25, 2023 – 11:30 a.m.

Camarillo Health Care District
3615 E Las Posas Road, Camarillo, CA 93010
Sequoia Rooms

Board of Directors

Tom Doria, MD, President
Neal Dixon, MD, Vice President
Paula Feinberg, Clerk of the Board
Christopher Loh, MD, Director
Louanne Kroell, PT, Director

Staff

Kara Ralston, Chief Executive Officer
Sonia Amezcua, Chief Administrative Officer
Brandie Thomas, Clerk to the Board

Participants

Rick Wood, *CSDA Financial Services*
Shalene Hayman, *Hayman Consulting*

1. CALL TO ORDER
2. ROLL CALL
3. PLEDGE OF ALLEGIANCE – Director Dixon
4. AMENDMENT(S) TO THE POSTED AGENDA

Suggested Motion: Motion to approve Agenda as amended.

Motion _____ Second _____ Pass _____ Fail _____

Doria _____ Dixon _____ Feinberg _____ Loh _____ Kroell _____

5. PUBLIC COMMENT – Ca. GC Section 54954.3

The Board reserves this time to hear from the public. Speakers are requested to complete a Speaker Card and submit to the Clerk to the Board. Your name will be called in order of the agenda item, or in order of received general topic Speaker Cards. Comments regarding items not on the agenda can be heard only; items on the agenda can be discussed. Three minutes per speaker are available; multiple speakers on the same topic/agenda item will be limited to 20 minutes total.

6. CONSENT AGENDA

Consent Agenda items are considered routine and are acted upon without discussion, with one motion. If discussion is requested, that item(s) will be removed from the Consent Agenda for discussion and voted on as a separate item. If no discussion is requested, the Board President may request a motion to approve as presented.

- A. Approval of the Minutes of the Finance/Investment Committee Meeting of April 27, 2023.
(Please see Section 6-A)
- B. Approval of the Minutes of the Regular Board Meeting of April 27, 2023.
(Please see Section 6-B)
- C. Approval of the Minutes of the Executive Committee Meeting of May 15, 2023.
(Please see Section 6-C)

Suggested Motion: Motion to approve Consent Agenda as presented.

Motion _____ Second _____ Pass _____ Fail _____
 Doria _____ Dixon _____ Feinberg _____ Loh _____ Kroell _____

7. DISCUSSION AND ACTION OF CONSENT AGENDA ITEMS PULLED, IF NECESSARY

8. ACTION ITEMS

- A. **Review/ Discussion /Action** – Consideration, discussion, and recommendation for approval of District Check Register, Check Register Comparison, Financial Reports, and monthly Investment and Designated Reserve Report for period ending April 30, 2023.
(Please see Section 8-A)

Suggested Motion: Motion to approve District Check Register, Check Register Comparison, Financial Reports, and monthly Investment and Designated Reserve Report for period ending April 30, 2023.

Motion _____ Second _____ Pass _____ Fail _____
 Doria _____ Dixon _____ Feinberg _____ Loh _____ Kroell _____

- B. **Review/ Discussion /Action** – Consideration, discussion, and approval of District Resolution 23-06, Signature Authorization and Investment Authorization in the Ventura County Treasury Pool. **(Please see Section 8-B)**

Suggested Motion: Motion to approve Resolution 23-06, Signature Authorization and Investment Authorization in the Ventura County Treasury Pool.

Motion _____ Second _____ Pass _____ Fail _____
 Doria _____ Dixon _____ Feinberg _____ Loh _____ Kroell _____

9. CLOSED SESSION

Pursuant to California Government Code 54957(b)(1) – Chief Executive Officer, Performance Evaluation.

10. RECONVENE AND ANNOUNCEMENT FROM CLOSED SESSION

Pursuant to Government Code 54957.1 – The legislative body of any local agency shall publicly report any reportable action taken in closed session and the vote or abstention on that action of every member present.

11. ACTION ITEM

Review/Discussion/ Action – Consideration, discussion, and recommendation from the CEO Performance Evaluation Ad Hoc Committee, that the Board of Directors enter into Employment Agreement negotiations with the Chief Executive Officer.

Suggested Motion:

Motion _____ Second _____ Pass _____ Fail _____
Doria _____ Dixon _____ Feinberg _____ Loh _____ Kroell _____

12. CHIEF EXECUTIVE OFFICER REPORT

13. BOARD PRESIDENT REPORT

14. BOARD MEMBER COMMENTS

15. EMERGING OPPORTUNITIES

- **Adults with Special Needs Task Force**

16. FUTURE MEETING AND EVENTS

Board of Directors Meetings

• Full Board:	June 8, 2023 - 11:30 a.m. – Budget Presentation First Reading
• Executive Committee: Doria/Dixon	June 19, 2023 - 12:30 p.m. – May be cancelled if Budget approved on the First Reading
• Full Board:	June 29, 2023 - 11:30 a.m. – Budget Presentation Second Reading – If needed – May be cancelled if Budget approved on the First Reading
• Executive Committee: Doria/Dixon	July 17, 2023 - 12:30 p.m.
• Finance Committee: Loh/Feinberg	July 27, 2023 - 10:00 a.m.
• Full Board:	July 27, 2023 - 11:30 a.m.
• Full Board:	August 2023 - Dark

17. ADJOURNMENT - This meeting of the Camarillo Health Care District Board of Directors is adjourned at _____ p.m.

ACTION ITEMS not appearing on the agenda may be addressed on an emergency basis by a majority vote of the Board of Directors when need for action arises.

ADA compliance statement: In compliance with the Americans with Disabilities Act, if you need special assistance to participate in this meeting, please contact the Clerk to the Board of Directors, Brandie Thomas, at (805) 482-9382. Notification 48 hours prior to the meeting will enable the District to make reasonable arrangements to ensure accessibility to this meeting.

Note: This agenda was posted at the Camarillo Health Care District Administrative Office and on www.camhealth.com on Monday, May 22, 2023, on or before 11:30 a.m.

SECTION 4
AMENDMENT(S) TO THE POSTED AGENDA

MAY 25, 2023

SECTION 5

PUBLIC COMMENTS - CA. GC SECTION 54954.3

THE BOARD RESERVES THIS TIME TO HEAR FROM THE PUBLIC

MAY 25, 2023

SECTION 6

CONSENT AGENDA 6-A

**APPROVAL OF MINUTES OF
FINANCE/INVESTMENT COMMITTEE MINUTES OF
APRIL 27, 2023**

MAY 25, 2023

Finance and Investment Committee Meeting

Camarillo Health Care District
3615 E Las Posas Road, Camarillo, CA 93010
Oak Room

Board of Directors - Present

Christopher Loh, MD, Director
Paula Feinberg, Director

Staff - Present

Kara Ralston, Chief Executive Officer
Brandie Thomas, Executive Assistant

Participants

Shalene Hayman, *Hayman Consulting*

-
1. **Call to Order** – The Finance and Investment Committee meeting was called to order by Director Loh, at 10:03 a.m.
 2. No public comment.
 3. Reviewed Statement of Net Assets and Investment and Reserve Report for quarter ending March 31, 2023.
 4. Reviewed Preliminary Operating Results Statement of Activities and Tax Revenue for quarter ending March 31, 2023.
 5. Reviewed Check Register and Check Register Comparison for quarter ending March 31, 2023.
 6. Reviewed recommendation to receive and file GASB 75 Disclosure on the Consent Calendar by Board of Directors.
 7. Quarterly legal expense reviewed.
 8. Credit Card Expense reviewed.
 9. The next Finance and Investment Committee Meeting will be held on July 27, 2023, at 10:00 a.m.
 10. Having no further business, this meeting is adjourned at 11:27 a.m.

Christopher Loh, MD
Director

SECTION 6

CONSENT AGENDA 6-B

**APPROVAL OF MINUTES OF
REGULAR BOARD MEETING OF APRIL 27, 2023**

MAY 25, 2023



MINUTES

April 27, 2023

Regular Meeting of the Board of Directors

Camarillo Health Care District
3615 E. Las Posas Rd. Camarillo, CA 93010
Sequoia Rooms

Board of Directors - Present

Tom Doria, MD, President
Neal Dixon, MD, Vice President
Paula Feinberg, Clerk of the Board
Christopher Loh, MD, Director
Louanne Kroell, PT, Director

Staff - Present

Kara Ralston, Chief Executive Officer
Sonia Amezcua, Chief Administrative Officer
Brandie Thomas, Clerk to the Board

Participants

Shalene Hayman, *Hayman Consulting*

1. **Call to Order and Roll Call** - The Regular Meeting of the Camarillo Health Care District Board of Directors was called to order on Thursday, April 27, 2023, at 11:36 a.m., by Tom Doria, President.

2. **Pledge of Allegiance** – Director Doria

3. **Amendments to the Agenda** - None

4. **Public Comment** – None

5. **Consent Agenda**

It was **MOVED** by Director Doria, **SECONDED** by Director Dixon, and **MOTION PASSED** that the Board of Directors approve the Consent Agenda as presented.

ROLL CALL VOTE: **Ayes:** Doria, Dixon, Feinberg, Loh, Kroell **Nays:** **Absent:**

6. **Action Items**

8-A. Review/ Discussion/ Action - Annual review; Consideration, Discussion, and approval of Resolution 23-05, Amending District Bylaws, Article III, Section 1, Number, Qualification and Terms of Office.

It was **MOVED** by Director Feinberg, **SECONDED** by Director Loh, and **MOTION PASSED** that the Board of Directors approve Resolution 23-05, Amending District Bylaws, Article III, Section 1, Number, Qualification and Terms of Office.

ROLL CALL VOTE: **Ayes:** Doria, Dixon, Feinberg, Loh, Kroell **Nays:** **Absent:**

8-B. Review/ Discussion/ Action – Consideration, discussion, and recommendation for approval of District Resolution 23-04, declaring May 2023 as Older Americans Month.

It was **MOVED** by Director Feinberg, **SECONDED** by Director Dixon, and **MOTION PASSED** that the Board of Directors approve District Resolution 23-04, declaring May 2023 as Older Americans Month.

ROLL CALL VOTE: Ayes: Doria, Dixon, Feinberg, Loh, Kroell Nays: Absent:

8-C. Review/ Discussion/ Action – Consideration, discussion, and recommendation for approval of District Check Register, Check Register Comparison, Financial Reports, and monthly Investment and Designated Reserve Report for period ending March 31, 2023.

It was **MOVED** by Director Loh, **SECONDED** by Director Feinberg, and **MOTION PASSED** that the Board of Directors approve District Check Register, Check Register Comparison, Financial Reports, and monthly Investment and Designated Reserve Report for period ending March 31, 2023.

ROLL CALL VOTE: Ayes: Doria, Dixon, Feinberg, Loh, Kroell Nays: Absent:

7. CEO Report

- The District has been awarded a \$6,000 CDBG grant from the City of Camarillo to develop a pilot program to mobilize the popular VR programming into RCFE (residential care facilities) and similar assisted living environments. This grant is for the 2023/24 funding cycle.
- The District has been awarded a two-year \$338,000 grant from the VCAAA under the OARR program, which is Older Adult Recovery & Resilience. This funding will help expand legal services and education to assist older adults and older adults with disabilities with a variety of legal problems/concerns, including elder fraud & scams, elder abuse, advance directives, hiring an in-home caregiver, housing rights and general public benefits, estate planning, conservatorship and capacity, nursing home issues, and other legal matters impacting these populations.
- The District was invited to present the *Dementia Live* program to the VC District Attorney’s office and trained 20 staff:13 DAs of varying ranks including 2 Supervising Senior Deputies and 3 Senior Deputies,1 Supervising Victim Advocate, 3 Victim Advocate, 1 Law Clerk, and a couple of people from the Family Justice Center Development and ARC.
- With CDPH and CCL restrictions COVID restrictions further lifted March 1, the day center can now operate without capacity restrictions, without proof of vaccination, and with masks recommended rather than required.
- The District participated on a panel at CSUCI through their CSUCI HeaLS: Healthcare Leadership Symposium. The topic was The Aging Population, and the District was represented by Clinical Services Director Lynette Harvey. As a side note, the District currently employs five CSUCI alumnae including Sonia Amezcua and Blair Barker, who is also an adjunct professor in the Health Services department.

- The District is participating in the 2nd annual Master Plan for Aging-Ventura County event May 11 at the VCOE, from 8:00am-12:30pm. This event is in response to California Governor Newsom’s executive order for California to develop a master plan for aging. Through that work, a Ventura County task force determined to also develop one specific to Ventura County, and the District is a founding member. Ventura County is the only county in California that has developed its own Master Plan.
- The District is excited to welcome the SMARTfit program expected to begin in July 2023. SMARTfit is a cognitive strengthening/body strengthening program utilizing engaging games. It will produce evidence-based data which validates progress and motivates continued effort by training the body and brain together. This programming is available to all ages and we look forward to engaging different populations through this next step in the Fall Prevention series.

8. Board President’s Report – None

9. Board Members Comments –

- Director Dixon suggested moving the Check Register and comparison to the consent agenda to have efficient meetings. Director Doria suggested keeping the financial report all together. CEO Ralston suggested that the May 2023 regular meeting keep the financial report intact but have verbal report on only the “Actual to Annual” financial statement, rather than on all three comparisons, which would save more time than moving the check register alone. There was consensus to try that in May.

10. Having no further business this meeting was adjourned at 12:54 p.m.

Thomas Doria, MD
President

SECTION 6

CONSENT AGENDA 6-C

**APPROVAL OF MINUTES OF
EXECUTIVE COMMITTEE MEETING OF MAY 15, 2023**

MAY 25, 2023



MINUTES

May 15, 2023

Executive Committee Meeting

Camarillo Health Care District
3615 E Las Posas Road, Camarillo, CA 93010
Oak Room

Board of Directors - Present

Thomas Doria, MD, President

Staff - Present

Kara Ralston, Chief Executive Officer

Brandie Thomas, Clerk to the Board

-
1. **Call to Order** – The Executive Committee Meeting was called to order by President Thomas Doria, at 12:30 p.m.
 2. **Roll Call** – Director Doria
 3. **Public Comment** - None
 4. Reviewed the proposed Agenda for the Regular Board Meeting of May 25, 2023.
 5. **Consent Agenda**
 - 6-A. Reviewed the Minutes of the Finance/Investment Committee Meeting of April 27, 2023.
 - 6-B. Reviewed the Minutes of the Regular Board Meeting of April 27, 2023.
 6. **Action Items**
 - 8-A. Review of District Check Register and Check Register Comparison for period ending April 30, 2023.
 - 8-B. Review of District Resolution 23-06, Signature Authorization and Investment Authorization in the Ventura County Treasury Pool.
 11. Review from CEO Performance Evaluation Ad Hoc Committee, that the Board of Directors enter into employment agreement negotiations with the Chief Executive Officer.
 7. **CEO Report**
 8. **Board President's Report:** Director Doria requested the format of the Executive Committee agenda be changed as discussed.
 9. Next Executive Committee Meeting will be held on June 19, 2023, at 12:30 p.m.
 10. Meeting adjourned at 12:58 p.m.

Thomas Doria, MD
President

SECTION 7

**DISCUSSION AND ACTION OF CONSENT AGENDA ITEMS PULLED,
IF NECESSARY**

MAY 25, 2023

SECTION 8

BOARD ACTION ITEM 8-A

**REVIEW/ DISCUSSION /ACTION – CONSIDERATION, DISCUSSION,
AND RECOMMENDATION FOR APPROVAL OF DISTRICT CHECK REGISTER,
CHECK REGISTER COMPARISON, FINANCIAL REPORTS, AND MONTHLY
INVESTMENT AND DESIGNATED RESERVE REPORT FOR
PERIOD ENDING APRIL 30, 2023**

MAY 25, 2023

Camarillo Health Care District

Check Register (Checks and EFTs of All Types)

Sorted by Alphabetically
April 2023 Checks/EFTs

Check Number	Date	EFT #/ Vendor	Name	Net Amount	Type	Timing
Cash Account #1 [Five Star - General]						
80167	4/20/2023	ACCESS	Access TLC Caregivers DBA	607.50	V-respite grant	MO
80132	4/5/2023	ACORN	Acorn Newspapers	1,824.00	V-advertising	as needed
80133	4/5/2023	AFLAC	Aflac	1,071.74	V	MO
80139	4/5/2023	BOLANOS	Alexandra Bolanos	78.65	EE	
80151	4/12/2023	ALEXOS MAINT	Alexos Maintenance, LLC	150.00	V	MO
80134	4/5/2023	ANDERSON	Anderson Refrigeration dba	1,450.00	V-SNP grant	as needed
80135	4/5/2023	B&BMAIL	B & B Mailing Services	1,797.73	V-HA mailing	as needed
80136	4/5/2023	BAY ALARM	Bay Alarm Company	1,233.45	V	MO
80181	4/26/2023	RILEY	Becky Riley	80.00	V-class	
80137	4/5/2023	BETA	Beta Healthcare Group	2,600.76	V - 4/1/23-5/1/23	MO
80138	4/5/2023	BETA WC	Beta Healthcare Group	0.00	Voided	
80165	4/18/2023	BETA WC	Beta Healthcare Group	2,601.42	Replaces ck#80138 4/1/23-5/1/23	MO
80176	4/26/2023	BETA	Beta Healthcare Group	2,600.76	V 5/1/23-06/01/23	MO
80177	4/26/2023	BETA WC	Beta Healthcare Group	2,601.42	V 5/1/23-06/01/23	MO
80153	4/12/2023	CSDA	CA Special Districts Assoc	275.00	V	MO
80172	4/20/2023	KNOX	Carrie Knox	120.00	V	MO
80179	4/26/2023	KNOX	Carrie Knox	2,040.00	V	
80168	4/20/2023	CENTRAL	Central Plaza Auto Service	834.14	V	as needed
80152	4/12/2023	COLANTUONO	Colantuono, Highsmith, Whatley, PC	547.00	V - Legal	as needed
80141	4/5/2023	COMMANDER	Commander Powered by Proforma	16,417.67	V - HA AprMayJune	Qrtly
80169	4/20/2023	CONEJO AWARD	Conejo Awards Corp	94.38	V	as needed
80147	4/5/2023	SHEHORN	David Shehorn	160.00	V	
80142	4/5/2023	DOS CAMINOS	Dos Caminos Plaza	5,742.00	V	MO
80157	4/12/2023	PARK	Ellen Park	30.00	V	
80170	4/20/2023	F M PEARCE	F M Pearce Co, Inc.	1,092.27	V	MO
80154	4/12/2023	FANNING	Fanning & Karrh, CPAs	4,164.80	V-Audit	Annual

2-May-23

Camarillo Health Care District Check Register (Checks and EFTs of All Types)

Sorted by Check Number
April 2023 Checks/EFTs

Check Number	Date	EFT #/ Vendor	Name	Net Amount	Type	Timing
Cash Account #1 [Five Star - General]						
80132	4/5/2023	ACORN	Acorn Newspapers	1,824.00	V	as needed
80133	4/5/2023	AFLAC	Aflac	1,071.74	V	MO
80134	4/5/2023	ANDERSON	Anderson Refrigeration dba	1,450.00	V	as needed
80135	4/5/2023	B&BMAIL	B & B Mailing Services	1,797.73	V	as needed
80136	4/5/2023	BAY ALARM	Bay Alarm Company	1,233.45	V	MO
80137	4/5/2023	BETA	Beta Healthcare Group	2,600.76	V - 4/1/23-5/1/23	MO
80138	4/5/2023	BETA WC	Beta Healthcare Group	0.00	Voided	
80139	4/5/2023	BOLANOS	Alexandra Bolanos	78.65	EE	
80140	4/5/2023	CARTER	Peggy Carter	30.00	V	
80141	4/5/2023	COMMANDER	Commander Powered by Proforma	16,417.67	V - HA	Qrtly
80142	4/5/2023	DOS CAMINOS	Dos Caminos Plaza	5,742.00	V	MO
80143	4/5/2023	DUXBURY	Sarah Duxbury	94.14	EE	
80144	4/5/2023	FRONTIER	Frontier Communications	235.98	V	MO
80145	4/5/2023	HARTFORD	Hartford Life	1,241.86	V	MO
80146	4/5/2023	METLIFE	MetLife Small Business	1,147.64	V	MO
80147	4/5/2023	SHEHORN	David Shehorn	160.00	V	
80148	4/5/2023	US POST METR	United States Postal Svc	500.00	V	as needed
80149	4/5/2023	VCSDA	V C S D A	50.00	V	MO
80150	4/5/2023	VISION	Vision Services Plan	331.19	V	MO
80151	4/12/2023	ALEXOS MAINT	Alexos Maintenance, LLC	150.00	V	MO
80152	4/12/2023	COLANTUONO	Colantuono, Highsmith, Whatley, PC	547.00	V - Legal	as needed
80153	4/12/2023	CSDA	CA Special Districts Assoc	275.00	V	MO
80154	4/12/2023	FANNING	Fanning & Karrh, CPAs	4,164.80	V-Audit	Annual
80155	4/12/2023	HAYMAN	Hayman Consulting dba	3,800.00	V	MO
80156	4/12/2023	JTS	JTS Facility Services	2,310.00	V	MO
80157	4/12/2023	PARK	Ellen Park	30.00	V	
80158	4/12/2023	SO CA GAS	Southern California Gas	1,320.62	V	MO

80159	4/12/2023	STAPLES	Staples Business Advantage	675.35	V	MO
80160	4/12/2023	TAPIA	Mayra Tapia	63.30	EE	MO
80161	4/12/2023	TROPICAL	Tropical Car Wash	520.00	V	MO
80162	4/12/2023	UMPQUA	Umpqua Bank	6,314.08	V	MO
80163	4/12/2023	VOYAGER	Voyager Fleet Systems Inc	1,516.81	V	MO
80164	4/12/2023	XEROX	Xerox Financial Services	1,984.84	V	MO
80165	4/18/2023	BETA WC	Beta Healthcare Group	2,601.42	Replaces ck#80138 4/1/23-5/1/23	MO
80166	4/18/2023	void	void	0.00		
80167	4/20/2023	ACCESS	Access TLC Caregivers DBA	607.50	V	MO
80168	4/20/2023	CENTRAL	Central Plaza Auto Service	834.14	V	as needed
80169	4/20/2023	CONEJO AWARD	Conejo Awards Corp	94.38	V	as needed
80170	4/20/2023	F M PEARCE	F M Pearce Co, Inc.	1,092.27	V	MO
80171	4/20/2023	ITS	Integrated Telemanagement Services, Inc	3,736.37	V	MO
80172	4/20/2023	KNOX	Carrie Knox	120.00	V	MO
80173	4/20/2023	LIVINGSTON	Livingston CareGivers	480.00	V	MO
80174	4/20/2023	MERIPLEX/CPI	Meriplex Solutions	5,069.10	V	MO
80175	4/20/2023	PETTY	Petty Cash - Administrat	198.21	V	MO
80176	4/26/2023	BETA	Beta Healthcare Group	2,600.76	V 5/1/23-06/01/23	MO
80177	4/26/2023	BETA WC	Beta Healthcare Group	2,601.42	V 5/1/23-06/01/23	MO
80178	4/26/2023	HABITAT	Habitat for Humanity of Ventura County	309.39	V	MO
80179	4/26/2023	KNOX	Carrie Knox	2,040.00	V	MO
80180	4/26/2023	NICKS WINDOW	Nicolas L. Benitz	300.00	V	MO
80181	4/26/2023	RILEY	Becky Riley	80.00	V	MO
80182	4/26/2023	SMARTFIT	SMARTfit, Inc.	13,589.61	V - new equip	MO
80183	4/26/2023	SO CA EDISON	Southern California Edison	2,062.86	V	MO
80184	4/26/2023	TRI COUNTY	Tri County Office Furniture, Inc	3,268.89	V - 10 Office Chairs	MO
80185	4/26/2023	VALIC	VALIC	2,678.78	V	MO

 Report Total \$104,043.71
 =====

Legend of Payment Type	
BOD =	Board of Director
EE =	Employee
V =	Vendor

Check Register Monthly Comparison

FY 2022/23

Jul	Aug	Sep	Oct	Nov	Dec	Jan	Feb	Mar	Apr	May	Jun	Mo. Avg (varies through year as amts added)	w/out transfer
\$169,824	\$59,053	\$123,545	\$3,146,143	\$96,299	\$71,201	\$2,222,982	\$79,747	\$69,296	\$104,044	\$0	\$0	\$614,213	\$98,763
YTD Total											\$6,142,133		

Notes FY 22/23:

- Sept '22 Purchased new Ford Escape vehicle \$46,572.46
- Oct '22 Purchased new Ford Escape vehicle \$42,541.59
- Oct '22 Transfer cash to open California Class account \$3,000,000 from LAIF
- Oct '22 Transfer cash to open 3 Five Star accounts \$4,500.00
- Oct '22 Purchase new computer equipment \$9,525.85
- Oct '22 Purchase new AC Units \$13,448.00
- Nov-22 Purchase new AC units Bldg E & G \$22,541
- Nov-22 Purchase new Refrigerator for Sr Meals \$9,813
- Jan '23 Transfer cash to into Five Star Accounts \$2,150,000
- Feb-23 Payment to auditor \$15,000
- Apr-23 Purchase new SmartFit machine \$13,590

FY 2021/22

Jul	Aug	Sep	Oct	Nov	Dec	Jan	Feb	Mar	Apr	May	Jun	Mo. Avg (varies through year as amts added)	w/out transfer
\$188,410	\$55,759	\$162,111	\$80,903	\$72,497	\$354,833	\$50,684	\$81,261	\$69,187	\$70,138	\$72,504	\$115,382	\$118,578	\$88,578
YTD Total											\$1,373,668		

Notes FY 21/22:

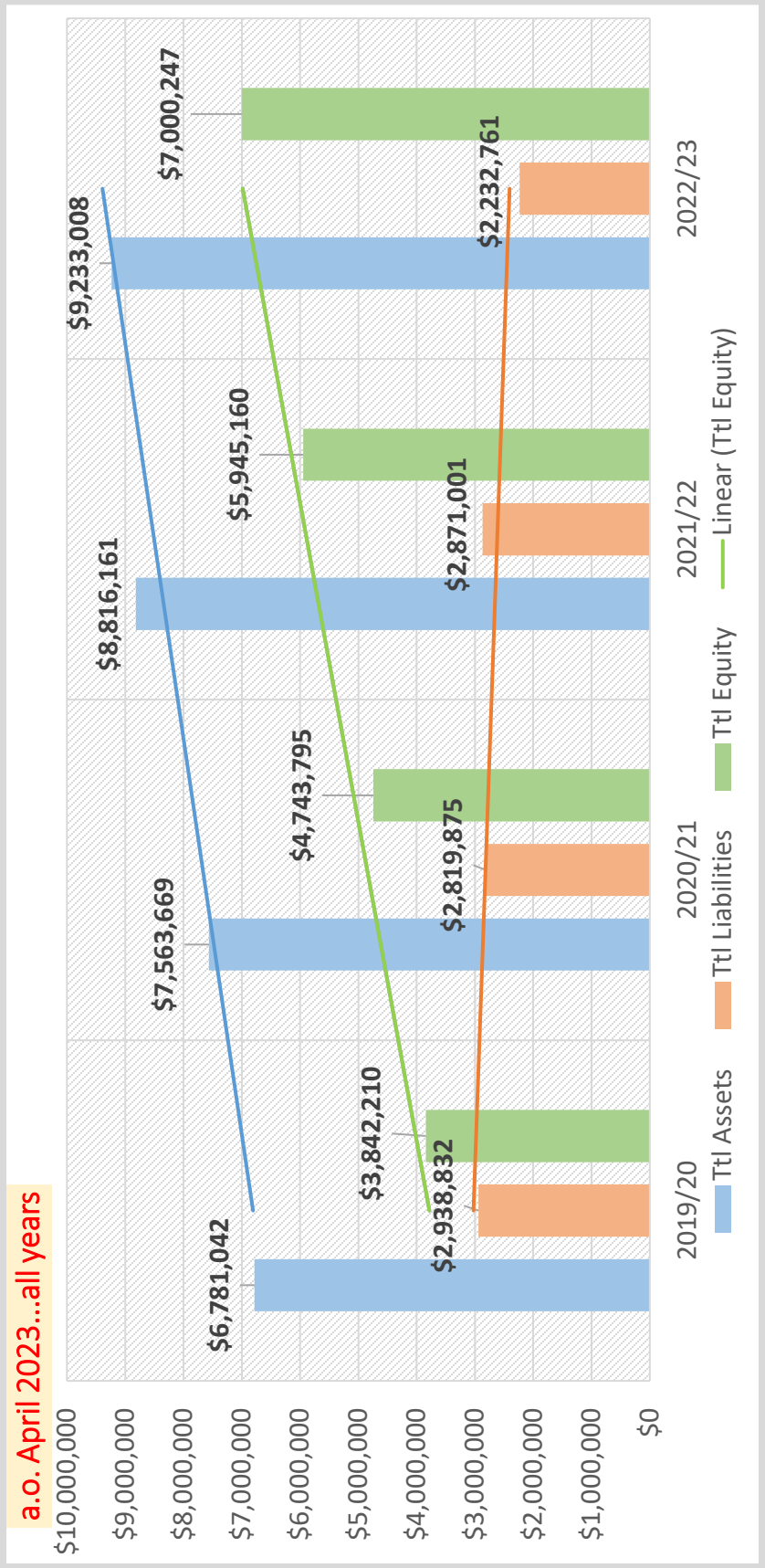
- July '21 Annual Insurance Invoices increased by \$28k
- Sept '21 Final loan payment of \$99,044
- Sept '21 New HVAC unit for Build H \$11,720
- Oct '21 Construction Costs for HUR window and SNP relocation \$9,018
- Nov '21 New Flooring Cedar room Bldg E \$16,167
- Dec '21 Move relief funds of \$300k from Mechanics cking to savings
- Feb '22 RUPE Grant payment \$7,548
- Feb '22 Healthy Attitudes will have 4 issues in 21/22 vs 3 in 20/21 - Additional cost of \$10-13k
- Mar '22 Nunn Better Plumbing \$2,495 multiple locations
- Apr '22 Commander Printed Products - \$14,580 Healthy Attitudes back pre Covid copies
- Apr '22 Al Loh Construction - Dept 5 New Window \$1,912
- Apr '22 CPI - newipad & Keyboard & APC Electric Smart - \$3,215
- May '22 New HVAC unit for Build F \$11,888
- June '22 New Senso Machine - Cognitive Motor Training & Testing System \$11,500

NOTE: this is a comparison of checks only; does not include expenses such as OPEB accrual, salary/benefit expenses, UAL expense, depreciation; July and Aug of each year may or may not include month prior June expenses.

Camarillo Health Care District
Statement of Net Assets

	<u>April 2023</u>	<u>April 2022</u>	<u>\$</u> <u>Variance</u>	<u>%</u> <u>Variance</u>
ASSETS				
Current Assets				
CASH ACCOUNTS				
Bank of the West General	4,100.34	2,347,464.68	(2,343,364.34)	-99.8%
Cash in General- Five Star	1,464,886.79	0.00	1,464,886.79	100.0%
Cash in Money Market-Five Star	1,016,607.44	0.00	1,016,607.44	100.0%
Petty Cash-Administration	1,000.00	1,000.00	0.00	0.0%
Cash Drawer-Community Educ	50.00	50.00	0.00	0.0%
Cash Drawer-Transportation	0.00	20.00	(20.00)	-100.0%
Cash Drawers- Senior Nutrition	85.00	85.00	0.00	0.0%
California Class	3,564,475.97	0.00	3,564,475.97	100.0%
Cash-Local Agency Investment	269,205.18	4,045,275.20	(3,776,070.02)	-93.3%
Cash - County Treasury Invstmn	5,976.64	5,641.88	334.76	5.9%
Mechanics, Rabo Savings	638,479.58	627,156.91	11,322.67	1.8%
Cash-Restricted-Scholarship	7,253.75	7,623.75	(370.00)	-4.9%
TOTAL CASH ACCOUNTS	6,972,120.69	7,034,317.42	(62,196.73)	-0.9%
Accounts Receivable	1,939.70	2,521.00	(581.30)	-23.1%
Accrued Interest Receivable	50.58	0.00	50.58	100.0%
City of Cam CDBG CV3 Rec	16,666.67	41,666.70	(25,000.03)	-60.0%
City of Cam Care-A-Van	23,750.00	0.00	23,750.00	100.0%
Grant-VCAAA -Sr Nutrition Recl (3C)	24,105.91	14,249.80	9,856.11	69.2%
Grant-VCAAA Caregiver Rec (3E)	7,024.46	14,358.29	(7,333.83)	-51.1%
Grant-VCAAA SS Line Rec (3B)	11,290.02	7,526.72	3,763.30	50.0%
Grant - VCAAA OARR Legal	28,214.93	0.00	28,214.93	100.0%
Johns Hopkins ADS Rec	0.00	240.00	(240.00)	-100.0%
Contract-PICF Anthem	0.00	2,270.00	(2,270.00)	-100.0%
Contract-PICF-Falls	4,851.64	1,273.14	3,578.50	281.1%
TOTAL Current Assets	7,090,014.60	7,118,423.07	(28,408.47)	-0.4%
Fixed Assets				
Buildings & Improvements	3,188,100.36	3,155,357.55	32,742.81	1.0%
IS Equip	109,925.62	102,122.40	7,803.22	7.6%
Equipment & Furnishings	266,189.76	246,331.73	19,858.03	8.1%
Transportation Vehicles	265,629.00	214,214.37	51,414.63	24.0%
Accum Depreciation-Buildings	(2,191,573.66)	(2,095,395.57)	(96,178.09)	-4.6%
Accum Depreciation-IS Equip	(101,446.59)	(94,899.63)	(6,546.96)	-6.9%
Accum Depreciation-Equip&Furn	(204,502.05)	(193,500.31)	(11,001.74)	-5.7%
Accum Depreciation-Vehicles	(211,929.48)	(211,146.12)	(783.36)	-0.4%
TOTAL Fixed Assets	1,120,392.96	1,123,084.42	(2,691.46)	-0.2%
Other Assets				
Prepaid Insurance	17,185.83	14,592.19	2,593.64	17.8%
Prepaid Workers Comp	(19,753.42)	(3,096.46)	(16,656.96)	-537.9%
Prepaid Postage	580.13	368.00	212.13	57.6%
Pre Paid Rental/Lease	3,681.00	3,336.00	345.00	10.3%

	<i>April 2023</i>	<i>April 2022</i>	<i>\$ Variance</i>	<i>% Variance</i>
Deferred Outflows of Resources GASB 68	437,497.00	472,711.00	(35,214.00)	-7.4%
Overfunded GASB 75	423,617.00	0.00	423,617.00	100.0%
Deferred Outflows of Resources GASB 75	159,793.00	86,743.00	73,050.00	84.2%
TOTAL Other Assets	1,022,600.54	574,653.73	447,946.81	78.0%
TOTAL ASSETS	9,233,008.10	8,816,161.22	416,846.88	4.7%
LIABILITIES				
Current Liabilities				
Accounts Payable	17,412.75	42,909.70	(25,496.95)	-59.4%
Accrued Vacation	103,758.34	100,564.71	3,193.63	3.2%
Scholarships-Volunteer Expense	1,595.97	1,595.97	0.00	0.0%
Scholarships-Senior Services	5,657.78	6,027.78	(370.00)	-6.1%
Deferred Revenue	16,853.31	30,126.17	(13,272.86)	-44.1%
TOTAL Current Liabilities	145,278.15	181,224.33	(35,946.18)	-19.8%
Long-Term Liabilities				
Net Pension Liability GASB 68	134,490.00	1,773,279.00	(1,638,789.00)	-92.4%
Accrued OPEB Liability GASB 75	0.00	469,896.00	(469,896.00)	-100.0%
Deferred Inflows of Resources GASB 68	878,821.00	122,106.00	756,715.00	619.7%
Deferred Inflows of Resources GASB 75	1,074,172.00	324,496.00	749,676.00	231.0%
TOTAL Long-Term Liabilities	2,087,483.00	2,689,777.00	(602,294.00)	-22.4%
TOTAL LIABILITIES	2,232,761.15	2,871,001.33	(638,240.18)	-22.2%
EQUITY				
Designated Reserves	2,999,201.22	2,999,201.22	0.00	0.0%
Retained Earnings	2,843,685.40	1,345,328.79	1,498,356.61	111.4%
Year-to-Date Earnings	1,157,360.33	1,600,629.88	(443,269.55)	-27.7%
TOTAL EQUITY	7,000,246.95	5,945,159.89	1,055,087.06	17.7%
TOTAL LIABILITIES & EQUITY	9,233,008.10	8,816,161.22	416,846.88	4.7%



**Camarillo Health Care District
Investment & Reserves Report**

30-Apr-23

2022 - 2023

LAIF & CLASS	4/30/2023	Interest Earned	Quick Ratio	Current Ratio
	77,412	1,660	48.06	47.60

LAIF & CLASS	4/30/2023	Interest Earned
Vehicle Fleet Reserve	77,412	1,660
Technology Reserve	155,806	3,375
Project/Special Use Reserve	154,858	3,354
Capital Improvement Reserve	516,193	11,181
General Operating Reserve	1,046,079	22,658
Undesignated - General Operating	1,883,333	40,669
Total LAIF & CLASS	3,833,681	82,897

Five Star Bank & Bank of the West

General Operating Fund - BOW	4,100	0.00
General Operating Fund - Five Star	1,464,887	
Payroll - Five Star	0	
Money Market Fund - Five Star	1,016,607	14,607.44
Total Bank of the West	2,485,595	14,607.44

Mechanics Bank

Checking	0	0.00
Savings	638,480	226.13
Total Savings & CD's	638,480	226.13
Scholarships & Petty Cash Funds	8,389	
Ventura County Treasurer Pool	5,977	338.28
Total in interest earning accounts	6,972,121	98,068.51

Reserve Funds	Minimum Target	6/30/2022 Balance	2022 Allocated	2022/2023 Interest	4/30/2023 Balance	Annual Funding Goal
Vehicle Fleet Reserve	75,000	75,752	0	1,660	77,412	5,000
Technology Reserve	150,000	152,431	0	3,375	155,806	5,000
Project/Special Use Reserve	150,000	151,504	0	3,354	154,858	5,000
Capital Improvement Reserve	500,000	505,012	0	11,181	516,193	10,000
General Operating Reserve	1,941,834	1,023,421	0	22,658	1,046,079	100,000
Reserves & Contingencies	2,816,834	1,908,120	0	42,228	1,950,348	125,000

Per California Government Code Section 53600 et. Seq., specifically section 53646 and section 53607, the attached investment report details all investment related activity in the current period.

Camarillo Health Care District's (CHCD) investable funds are currently invested in California CLASS, LAIF, and the Ventura County Treasurer's Investment pool, and their individual investment transactions are not reportable under the Government code. That said, CHCD's investment policy has taken a prudent investment course, in compliance with the "Prudent Investor's Policy" designed to protect public funds.

Camarillo Health Care District

Statements of Activities

Year-to-Date Variance, April 2023 - current month, Consolidated by department

	<i>10 Months Ended April 30, 2023</i>	<i>10 Months Ended April 30, 2023 Budget</i>	<i>Variance Fav/<Unf></i>	<i>% Var</i>
REVENUE				
Tax Revenue-Admin	3,164,163.77	2,855,086.30	309,077.47	10.8 %
Community Education	5,773.00	10,750.00	(4,977.00)	-46.3 %
Transportation Fees	9,415.00	18,333.30	(8,918.30)	-48.6 %
Transport Fees ADC	17,237.50	20,833.30	(3,595.80)	-17.3 %
Health Screening Fees	0.00	166.70	(166.70)	-100.0 %
Lifeline Fees	10,293.00	17,200.00	(6,907.00)	-40.2 %
Sr Nutrition Home Delivered	27,191.54	25,000.00	2,191.54	8.8 %
Contract-PICF-Falls	20,114.76	11,666.70	8,448.06	72.4 %
Contract-PICF-Blue Shield	0.00	702.50	(702.50)	-100.0 %
ADC Fees	108,579.00	166,666.70	(58,087.70)	-34.9 %
Grant-VCAAA Caregiver Respite	19,289.53	30,625.00	(11,335.47)	-37.0 %
Grant - AAA OARR Legal	28,214.93	0.00	28,214.93	
Contract-Caregiver Navigation Project	4,800.00	4,000.00	800.00	20.0 %
Donations-Scholarship	370.00	2,083.30	(1,713.30)	-82.2 %
Sponsorship	600.00	1,000.00	(400.00)	-40.0 %
Healthy Attitude Advertising	4,000.00	5,000.00	(1,000.00)	-20.0 %
Interest Income	98,068.51	8,750.00	89,318.51	1020.8 %
Facility Use Rental	6,125.00	6,666.70	(541.70)	-8.1 %
Facility Use-Lease	3,862.00	7,577.50	(3,715.50)	-49.0 %
Donations	10,060.00	1,250.00	8,810.00	704.8 %
Fischer Fund Distribution	152,015.31	150,000.00	2,015.31	1.3 %
Grant-VCAAA-Sr Nutrition	135,363.22	87,785.80	47,577.42	54.2 %
City of Camarillo-CDBG CV3	41,666.67	41,666.70	(0.03)	0.0 %
City of Cam Care-A-Van	23,750.00	23,750.00	0.00	
Grant-Rupe Foundation-SHARE	2,083.30	2,083.33	(0.03)	0.0 %
Grant-VCAAA-SS Line	40,133.50	41,666.70	(1,533.20)	-3.7 %
Grant-SCAN Community	5,756.22	8,166.70	(2,410.48)	-29.5 %
TOTAL REVENUE	3,938,925.76	3,548,477.23	390,448.53	11.0 %
	3,938,925.76	3,548,477.23	390,448.53	11.0 %
	3,938,925.76	3,548,477.23	390,448.53	11.0 %
EXPENSES				
Salaries	1,273,456.70	1,423,820.80	150,364.10	10.6 %

	<i>10 Months Ended April 30, 2023</i>	<i>10 Months Ended April 30, 2023 Budget</i>	<i>Variance Fav/<Unf></i>	<i>% Var</i>
Payroll Taxes	102,419.39	111,898.40	9,479.01	8.5 %
Benefits-PERS-Health	153,719.84	201,449.90	47,730.06	23.7 %
Benefits-PERS-Retirement	97,441.77	110,901.60	13,459.83	12.1 %
Benefits - Workers Comp	45,128.95	54,403.30	9,274.35	17.0 %
Benefits - Life/ADD	24,876.55	23,447.60	(1,428.95)	-6.1 %
Benefits-OPEB	61,343.01	55,514.20	(5,828.81)	-10.5 %
PERS Retirement UAL	153,175.00	158,446.00	5,271.00	3.3 %
Audit Fees	24,164.80	24,500.00	335.20	1.4 %
Legal Fees	14,441.50	29,166.70	14,725.20	50.5 %
Contractors-Operations	76,755.85	111,260.00	34,504.15	31.0 %
Contractors Facilities	30,425.41	43,242.50	12,817.09	29.6 %
Community/Staff Outreach	7,399.03	14,647.40	7,248.37	49.5 %
Dues/Subscriptions	46,488.94	38,196.95	(8,291.99)	-21.7 %
Continuing Education-Trustee	22,189.36	29,228.30	7,038.94	24.1 %
Continuing Education-Staff	18,463.25	42,227.50	23,764.25	56.3 %
Trustee Stipends	4,800.00	8,100.00	3,300.00	40.7 %
Election Costs	0.00	30,000.00	30,000.00	100.0 %
LAFCO Assessments	2,413.00	2,569.00	156.00	6.1 %
Mileage	8,527.45	9,895.70	1,368.25	13.8 %
Program Matls/Activities	11,860.10	27,806.60	15,946.50	57.3 %
Gas & Oil	18,431.95	14,000.00	(4,431.95)	-31.7 %
Fleet Maintenance	16,116.82	20,000.00	3,883.18	19.4 %
Minor Equipment	65,801.39	23,219.30	(42,582.09)	-183.4 %
Supplies	7,733.56	15,353.30	7,619.74	49.6 %
Postage	33,292.16	30,258.44	(3,033.72)	-10.0 %
Advertising & Promotion	8,033.06	34,285.25	26,252.19	76.6 %
Refunds	425.00	2,091.70	1,666.70	79.7 %
Printing	86,910.63	86,823.17	(87.46)	-0.1 %
Repairs & Maintenance	16,454.25	6,052.50	(10,401.75)	-171.9 %
Association Fees	57,420.00	57,856.60	436.60	0.8 %
Insurance	77,749.26	94,420.00	16,670.74	17.7 %
Storage Rent/Equip Lease	7,308.57	7,492.50	183.93	2.5 %
Telephone	23,905.47	21,600.00	(2,305.47)	-10.7 %
IT Services	55,518.07	51,666.70	(3,851.37)	-7.5 %
Utilities	38,426.44	28,924.90	(9,501.54)	-32.8 %
Licenses & Fees	5,634.00	5,135.00	(499.00)	-9.7 %
Bank & Credit Card Charges	1,075.32	5,654.20	4,578.88	81.0 %
TOTAL EXPENSES	2,699,725.85	3,055,556.01	355,830.16	11.6 %
OPERATING RESULTS	1,239,199.91	492,921.22	746,278.69	151.4 %
OTHER INCOME & EXPENSE				
Other Income -Admin	15,484.82	13,750.00	1,734.82	12.6 %
Depreciation Expense	(97,324.40)	(101,798.40)	4,474.00	4.4 %
TOTAL OTHER INCOME & EXPENSE	(81,839.58)	(88,048.40)	6,208.82	7.1 %

	<i>10 Months Ended April 30, 2023</i>	<i>10 Months Ended April 30, 2023 Budget</i>	<i>Variance Fav/<Unf></i>	<i>% Var</i>
AFTER OTHER INCOME & EXPENSE	1,157,360.33	404,872.82	752,487.51	185.9 %
NET RESULTS	1,157,360.33	404,872.82	752,487.51	185.9 %

Camarillo Health Care District

Statements of Activities

Year-to-Date Only, April 2023 - current month, April 2022 - 12 months back, Consolidated by department

	<i>10 Months Ended April 30, 2023</i>	<i>10 Months Ended April 30, 2022</i>	<i>Variance Fav/<Unf></i>	<i>% Var</i>
REVENUE				
Tax Revenue-Admin	3,164,163.77	2,958,711.32	205,452.45	6.9 %
Community Education	5,773.00	1,642.00	4,131.00	251.6 %
Transportation Fees	9,415.00	14,795.00	(5,380.00)	-36.4 %
Transport Fees ADC	17,237.50	14,032.50	3,205.00	22.8 %
Lifeline Fees	10,293.00	23,936.00	(13,643.00)	-57.0 %
Sr Nutrition Home Delivered	27,191.54	25,651.61	1,539.93	6.0 %
Contract-PICF-Falls	20,114.76	7,113.14	13,001.62	182.8 %
Contract-VCAAA-Evid Base	0.00	2,800.00	(2,800.00)	-100.0 %
ADC Fees	108,579.00	101,714.00	6,865.00	6.7 %
Grant-VCAAA Caregiver Respite	19,289.53	32,916.95	(13,627.42)	-41.4 %
Grant - AAA OARR Legal	28,214.93	0.00	28,214.93	
Grant - COVID Relief Fund	0.00	330,000.00	(330,000.00)	-100.0 %
Contract-Caregiver Navigation Project	4,800.00	6,400.00	(1,600.00)	-25.0 %
Donations-Scholarship	370.00	10.00	360.00	3600.0 %
Sponsorship	600.00	600.00	0.00	
Healthy Attitude Advertising	4,000.00	4,000.00	0.00	
Interest Income	98,068.51	8,619.30	89,449.21	1037.8 %
Facility Use Rental	6,125.00	4,874.00	1,251.00	25.7 %
Facility Use-Lease	3,862.00	5,594.50	(1,732.50)	-31.0 %
Donations	10,060.00	700.00	9,360.00	1337.1 %
Fischer Fund Distribution	152,015.31	148,780.75	3,234.56	2.2 %
Grant-VCAAA-Sr Nutrition	135,363.22	75,639.79	59,723.43	79.0 %
City of Camarillo-CDBG CV3	41,666.67	41,666.70	(0.03)	0.0 %
City of Cam Care-A-Van	23,750.00	0.00	23,750.00	
Grant-Rupe Found Vet Caregiver	0.00	8,873.75	(8,873.75)	-100.0 %
Grant-Rupe Foundation-SHARE	2,083.30	0.00	2,083.30	
Support Services Offset	0.00	239,814.30	(239,814.30)	-100.0 %
Grant-VCAAA-SS Line	40,133.50	40,133.60	(0.10)	0.0 %
Grant-SCAN Community	5,756.22	9,641.00	(3,884.78)	-40.3 %
TOTAL REVENUE	3,938,925.76	4,108,660.21	(169,734.45)	-4.1 %
	3,938,925.76	4,108,660.21	(169,734.45)	-4.1 %
	3,938,925.76	4,108,660.21	(169,734.45)	-4.1 %
EXPENSES				
Salaries	1,273,456.70	1,089,200.69	(184,256.01)	-16.9 %

	<i>10 Months Ended April 30, 2023</i>	<i>10 Months Ended April 30, 2022</i>	<i>Variance Fav/<Unf></i>	<i>% Var</i>
Payroll Taxes	102,419.39	87,066.95	(15,352.44)	-17.6 %
Benefits-PERS-Health	153,719.84	127,596.18	(26,123.66)	-20.5 %
Benefits-PERS-Retirement	97,441.77	84,983.04	(12,458.73)	-14.7 %
Benefits - Workers Comp	45,128.95	24,005.77	(21,123.18)	-88.0 %
Benefits - Life/ADD	24,876.55	22,086.71	(2,789.84)	-12.6 %
Benefits-OPEB	61,343.01	51,810.42	(9,532.59)	-18.4 %
PERS Retirement UAL	153,175.00	131,240.00	(21,935.00)	-16.7 %
Audit Fees	24,164.80	22,830.58	(1,334.22)	-5.8 %
Legal Fees	14,441.50	21,612.00	7,170.50	33.2 %
Contractors-Operations	76,755.85	142,382.76	65,626.91	46.1 %
Contractors Facilities	30,425.41	0.00	(30,425.41)	
Support Services	0.00	239,814.30	239,814.30	100.0 %
Community/Staff Outreach	7,399.03	3,028.72	(4,370.31)	-144.3 %
Dues/Subscriptions	46,488.94	28,446.21	(18,042.73)	-63.4 %
Continuing Education-Trustee	22,189.36	19,626.57	(2,562.79)	-13.1 %
Continuing Education-Staff	18,463.25	7,583.71	(10,879.54)	-143.5 %
Trustee Stipends	4,800.00	5,200.00	400.00	7.7 %
LAFCO Assessments	2,413.00	2,447.00	34.00	1.4 %
Mileage	8,527.45	9,348.29	820.84	8.8 %
Program Matls/Activities	11,860.10	6,755.67	(5,104.43)	-75.6 %
Gas & Oil	18,431.95	16,724.26	(1,707.69)	-10.2 %
Fleet Maintenance	16,116.82	3,383.30	(12,733.52)	-376.4 %
Minor Equipment	65,801.39	14,412.19	(51,389.20)	-356.6 %
Supplies	7,733.56	10,158.06	2,424.50	23.9 %
Postage	33,292.16	31,543.31	(1,748.85)	-5.5 %
Advertising & Promotion	8,033.06	6,369.30	(1,663.76)	-26.1 %
Refunds	425.00	1,236.00	811.00	65.6 %
Printing	86,910.63	54,032.87	(32,877.76)	-60.8 %
Repairs & Maintenance	16,454.25	41,179.84	24,725.59	60.0 %
Association Fees	57,420.00	54,489.06	(2,930.94)	-5.4 %
Insurance	77,749.26	79,641.74	1,892.48	2.4 %
Storage Rent/Equip Lease	7,308.57	24,407.73	17,099.16	70.1 %
Telephone	23,905.47	18,676.05	(5,229.42)	-28.0 %
IT Services	55,518.07	0.00	(55,518.07)	
Utilities	38,426.44	28,738.11	(9,688.33)	-33.7 %
Licenses & Fees	5,634.00	13,325.55	7,691.55	57.7 %
Bank & Credit Card Charges	1,075.32	1,621.96	546.64	33.7 %
TOTAL EXPENSES	2,699,725.85	2,527,004.90	(172,720.95)	-6.8 %
OPERATING RESULTS	1,239,199.91	1,581,655.31	(342,455.40)	-21.7 %
OTHER INCOME & EXPENSE				
Other Income -Admin	15,484.82	117,193.93	(101,709.11)	-86.8 %
Depreciation Expense	(97,324.40)	(97,324.40)	0.00	
Interest Expense	0.00	(894.96)	894.96	100.0 %
TOTAL OTHER INCOME & EXPENSE	(81,839.58)	18,974.57	(100,814.15)	-531.3 %

	<i>10 Months Ended April 30, 2023</i>	<i>10 Months Ended April 30, 2022</i>	<i>Variance Fav/<Unf></i>	<i>% Var</i>
AFTER OTHER INCOME & EXPENSE	1,157,360.33	1,600,629.88	(443,269.55)	-27.7 %
NET RESULTS	1,157,360.33	1,600,629.88	(443,269.55)	-27.7 %

Camarillo Health Care District

Statements of Activities

Year-to-Date Performance, April 2023 - current month, Consolidated by department

	<i>10 Months Ended April 30, 2023</i>	<i>Annual Budget</i>	<i>Unused</i>	<i>% Used</i>
REVENUE				
Tax Revenue-Admin	3,164,163.77	3,175,793.00	11,629.23	99.6 %
Community Education	5,773.00	12,900.00	7,127.00	44.8 %
Transportation Fees	9,415.00	22,000.00	12,585.00	42.8 %
Transport Fees ADC	17,237.50	25,000.00	7,762.50	69.0 %
Health Screening Fees	0.00	200.00	200.00	
Lifeline Fees	10,293.00	20,640.00	10,347.00	49.9 %
Sr Nutrition Home Delivered	27,191.54	30,000.00	2,808.46	90.6 %
Contract-PICF-Falls	20,114.76	14,000.00	(6,114.76)	143.7 %
Contract-PICF-Blue Shield	0.00	843.00	843.00	
ADC Fees	108,579.00	200,000.00	91,421.00	54.3 %
Grant-VCAAA Caregiver Respite	19,289.53	36,750.00	17,460.47	52.5 %
Grant - AAA OARR Legal	28,214.93	0.00	(28,214.93)	
Contract-Caregiver Navigation Project	4,800.00	4,800.00	0.00	100.0 %
Donations-Scholarship	370.00	2,500.00	2,130.00	14.8 %
Sponsorship	600.00	1,200.00	600.00	50.0 %
Healthy Attitude Advertising	4,000.00	5,000.00	1,000.00	80.0 %
Interest Income	98,068.51	10,500.00	(87,568.51)	934.0 %
Facility Use Rental	6,125.00	8,000.00	1,875.00	76.6 %
Facility Use-Lease	3,862.00	9,093.00	5,231.00	42.5 %
Donations	10,060.00	1,500.00	(8,560.00)	670.7 %
Fischer Fund Distribution	152,015.31	150,000.00	(2,015.31)	101.3 %
Grant-VCAAA-Sr Nutrition	135,363.22	105,343.00	(30,020.22)	128.5 %
City of Camarillo-CDBG CV3	41,666.67	50,000.00	8,333.33	83.3 %
City of Cam Care-A-Van	23,750.00	28,500.00	4,750.00	83.3 %
Grant-Rupe Foundation-SHARE	2,083.30	10,000.00	7,916.70	20.8 %
Grant-VCAAA-SS Line	40,133.50	50,000.00	9,866.50	80.3 %
Grant-SCAN Community	5,756.22	9,800.00	4,043.78	58.7 %
TOTAL REVENUE	3,938,925.76	3,984,362.00	45,436.24	98.9 %
	3,938,925.76	3,984,362.00	45,436.24	98.9 %
	3,938,925.76	3,984,362.00	45,436.24	98.9 %
EXPENSES				
Salaries	1,273,456.70	1,708,585.00	435,128.30	74.5 %

**10 Months Ended
April 30, 2023**

		Annual Budget	Unused	% Used
Payroll Taxes	102,419.39	134,278.00	31,858.61	76.3 %
Benefits-PERS-Health	153,719.84	241,740.00	88,020.16	63.6 %
Benefits-PERS-Retirement	97,441.77	133,082.00	35,640.23	73.2 %
Benefits - Workers Comp	45,128.95	65,284.00	20,155.05	69.1 %
Benefits - Life/ADD	24,876.55	28,137.00	3,260.45	88.4 %
Benefits-OPEB	61,343.01	66,617.00	5,273.99	92.1 %
PERS Retirement UAL	153,175.00	158,446.00	5,271.00	96.7 %
Audit Fees	24,164.80	24,500.00	335.20	98.6 %
Partnershp Initiatives	0.00	2,000.00	2,000.00	
Legal Fees	14,441.50	35,000.00	20,558.50	41.3 %
Contractors-Operations	76,755.85	133,512.00	56,756.15	57.5 %
Contractors Facilities	30,425.41	51,891.00	21,465.59	58.6 %
Instructor Agreement Fees	0.00	13,000.00	13,000.00	
Community/Staff Outreach	7,399.03	17,577.00	10,177.97	42.1 %
Dues/Subscriptions	46,488.94	40,157.00	(6,331.94)	115.8 %
Continuing Education-Trustee	22,189.36	35,074.00	12,884.64	63.3 %
Continuing Education-Staff	18,463.25	50,403.00	31,939.75	36.6 %
Trustee Stipends	4,800.00	9,900.00	5,100.00	48.5 %
Election Costs	0.00	30,000.00	30,000.00	
LAFCO Assessments	2,413.00	2,569.00	156.00	93.9 %
Mileage	8,527.45	11,875.00	3,347.55	71.8 %
Program Matls/Activities	11,860.10	33,368.00	21,507.90	35.5 %
Gas & Oil	18,431.95	15,000.00	(3,431.95)	122.9 %
Fleet Maintenance	16,116.82	20,000.00	3,883.18	80.6 %
Minor Equipment	65,801.39	27,863.00	(37,938.39)	236.2 %
Supplies	7,733.56	18,424.00	10,690.44	42.0 %
Postage	33,292.16	40,322.00	7,029.84	82.6 %
Advertising & Promotion	8,033.06	45,547.00	37,513.94	17.6 %
Refunds	425.00	2,510.00	2,085.00	16.9 %
Printing	86,910.63	91,231.00	4,320.37	95.3 %
Repairs & Maintenance	16,454.25	7,263.00	(9,191.25)	226.5 %
Association Fees	57,420.00	69,428.00	12,008.00	82.7 %
Insurance	77,749.26	113,304.00	35,554.74	68.6 %
Storage Rent/Equip Lease	7,308.57	8,991.00	1,682.43	81.3 %
Telephone	23,905.47	25,920.00	2,014.53	92.2 %
IT Services	55,518.07	62,000.00	6,481.93	89.5 %
Utilities	38,426.44	34,710.00	(3,716.44)	110.7 %
Licenses & Fees	5,634.00	8,388.00	2,754.00	67.2 %
Bank & Credit Card Charges	1,075.32	6,785.00	5,709.68	15.8 %
TOTAL EXPENSES	2,699,725.85	3,624,681.00	924,955.15	74.5 %
OPERATING RESULTS	1,239,199.91	359,681.00	(879,518.91)	344.5 %
OTHER INCOME & EXPENSE				
Other Income -Admin	15,484.82	18,300.00	2,815.18	84.6 %
Depreciation Expense	(97,324.40)	(122,158.00)	(24,833.60)	79.7 %

	<i>10 Months Ended April 30, 2023</i>	<i>Annual Budget</i>	<i>Unused</i>	<i>% Used</i>
TOTAL OTHER INCOME & EXPENSE	(81,839.58)	(103,858.00)	(22,018.42)	78.8 %
AFTER OTHER INCOME & EXPENSE	1,157,360.33	255,823.00	(901,537.33)	452.4 %
NET RESULTS	1,157,360.33	255,823.00	(901,537.33)	452.4 %

Tax Revenue Analysis

1	A	N		O		P		Q		R		S		T		U		V		W		X		Y	
		Fiscal Year 2022-23		Fiscal Year 2021-22		Fiscal Year 2020-21		Fiscal Year 2019-20		Fiscal Year 2019-20		Fiscal Year 2019-20		Fiscal Year 2019-20		Fiscal Year 2019-20		Fiscal Year 2019-20		Fiscal Year 2019-20		Fiscal Year 2019-20		Fiscal Year 2019-20	
2		\$ Received	YTD	% to Budget	\$ Received	YTD	% to Budget	\$ Received	YTD	% to Budget	\$ Received	YTD	% to Budget	\$ Received	YTD	% to Budget	\$ Received	YTD	% to Budget	\$ Received	YTD	% to Budget	\$ Received	YTD	% to Budget
3		65,989.87	65,989.87	2.08%	87,329.27	87,329.27	2.89%	63,219.88	63,219.88	2.31%	67,487.98	67,487.98	2.31%	67,487.98	67,487.98	2.31%	67,487.98	67,487.98	2.31%	67,487.98	67,487.98	2.31%	67,487.98	67,487.98	2.31%
4	Jul	12,801.31	78,791.18	2.48%	0.00	87,329.27	3.19%	0.00	63,219.88	2.31%	0.00	67,487.98	2.31%	0.00	67,487.98	2.31%	0.00	67,487.98	2.31%	0.00	67,487.98	2.31%	0.00	67,487.98	2.31%
5	Aug	16,320.31	95,111.49	2.99%	10,745.16	98,074.43	3.58%	19,159.30	82,379.18	3.00%	8,700.85	76,188.83	3.00%	8,700.85	76,188.83	3.00%	8,700.85	76,188.83	3.00%	8,700.85	76,188.83	3.00%	8,700.85	76,188.83	3.00%
6	Sep	0.00	95,111.49	2.99%	4,510.32	102,584.75	3.74%	3,588.84	85,968.02	3.14%	6,624.41	82,813.24	3.14%	6,624.41	82,813.24	3.14%	6,624.41	82,813.24	3.14%	6,624.41	82,813.24	3.14%	6,624.41	82,813.24	3.14%
7	Oct	47,707.46	142,818.95	4.50%	52,882.57	155,467.32	5.67%	44,105.30	130,073.32	4.74%	40,912.52	123,725.76	4.74%	40,912.52	123,725.76	4.74%	40,912.52	123,725.76	4.74%	40,912.52	123,725.76	4.74%	40,912.52	123,725.76	4.74%
8	Nov	1,655,358.14	1,798,177.09	56.62%	1,674,903.64	1,830,370.96	66.76%	1,474,833.48	1,604,906.80	58.54%	1,452,748.50	1,576,474.26	58.54%	1,452,748.50	1,576,474.26	58.54%	1,452,748.50	1,576,474.26	58.54%	1,452,748.50	1,576,474.26	58.54%	1,452,748.50	1,576,474.26	58.54%
9	Dec	193,223.80	1,991,400.89	62.71%	37,732.82	1,868,103.78	68.14%	159,995.29	1,764,902.09	64.37%	30,242.04	1,606,716.30	64.37%	30,242.04	1,606,716.30	64.37%	30,242.04	1,606,716.30	64.37%	30,242.04	1,606,716.30	64.37%	30,242.04	1,606,716.30	64.37%
10	Jan	0.00	1,991,400.89	62.71%	0.00	1,868,103.78	68.14%	0.00	1,764,902.09	64.37%	9,531.93	1,616,248.23	64.37%	9,531.93	1,616,248.23	64.37%	9,531.93	1,616,248.23	64.37%	9,531.93	1,616,248.23	64.37%	9,531.93	1,616,248.23	64.37%
11	Feb	667.75	1,992,068.64	62.73%	12,402.60	1,880,506.38	68.59%	5,801.59	1,770,703.68	64.58%	7,030.61	1,623,278.84	64.58%	7,030.61	1,623,278.84	64.58%	7,030.61	1,623,278.84	64.58%	7,030.61	1,623,278.84	64.58%	7,030.61	1,623,278.84	64.58%
12	Mar	1,250,890.89	3,242,959.53	102.11%	1,165,534.21	3,046,040.59	111.10%	1,142,745.05	2,913,448.73	106.26%	1,090,807.04	2,714,085.88	106.26%	1,090,807.04	2,714,085.88	106.26%	1,090,807.04	2,714,085.88	106.26%	1,090,807.04	2,714,085.88	106.26%	1,090,807.04	2,714,085.88	106.26%
13	Apr		3,242,959.53	102.11%	27,987.55	3,074,028.14	112.12%	57,605.09	2,971,053.82	108.36%	26,918.30	2,741,004.18	108.36%	26,918.30	2,741,004.18	108.36%	26,918.30	2,741,004.18	108.36%	26,918.30	2,741,004.18	108.36%	26,918.30	2,741,004.18	108.36%
14	May		3,242,959.53	102.11%	39,063.68	3,113,091.82	113.55%	2,798.96	2,973,852.78	108.47%	28,830.72	2,769,834.90	108.47%	28,830.72	2,769,834.90	108.47%	28,830.72	2,769,834.90	108.47%	28,830.72	2,769,834.90	108.47%	28,830.72	2,769,834.90	108.47%
15	Jun		3,242,959.53	102.11%																					
16																									
17		Approved Budget	3,175,793.00		Approved Budget	3,020,034.00		Approved Budget	2,741,713.00		Approved Budget	2,741,713.00		Approved Budget	2,741,713.00		Approved Budget	2,741,713.00		Approved Budget	2,741,713.00		Approved Budget	2,741,713.00	
18			67,167		26,006.59			232,139.78			28,121.90			28,121.90			28,121.90			28,121.90			28,121.90		
19	Over (Under) Budget																								

SECTION 8

BOARD ACTION ITEM 8-B

**REVIEW/ DISCUSSION /ACTION – CONSIDERATION, DISCUSSION, AND
RECOMMENDATION FOR APPROVAL OF DISTRICT RESOLUTION 23-06,
SIGNATURE AUTHORIZATION AND INVESTMENT AUTHORIZATION
IN THE VENTURA COUNTY TREASURY POOL**

MAY 25, 2023



RESOLUTION NO. 23-06

SIGNATURE AUTHORIZATION AND INVESTMENT AUTHORIZATION IN THE VENTURA COUNTY TREASURY POOL

*Resolution of the Board of Directors
Camarillo Health Care District
Ventura County, California*

WHEREAS, Investment Policies of the Camarillo Health Care District (District), revised September 27, 2022, state that temporarily unexpended funds shall only be invested in accordance with principles of sound treasury management, in the order of safety, liquidity and yield; and

WHEREAS, Investment Policies of the District, revised September 27, 2022, state that any such investment shall be in accordance with the provisions of California Government Code Sections §53600 et seq., the Health and Safety Code §32000 et seq.; and

WHEREAS, California Government Code §53684 allows the District, with the consent of the County Treasurer-Tax Collector, to deposit excess funds in the County Treasury for the purpose of investment by the County Treasurer-Tax Collector, pursuant to Section §53601 or §53635; and

WHEREAS, the District has determined that the deposit of temporarily unexpended funds into the Ventura County Treasury Pool in accordance with §53684 of the California Government code, is in the best interest of the Camarillo Health Care District.

NOW, THEREFORE, BE IT RESOLVED, by the Camarillo Health Care District as follows:

Section 1. The deposit and withdrawal of temporarily unexpended District funds in the Ventura County Treasury Pool is authorized, and will be made in accordance with §53684 of the California Government Code for the purpose stated herein.

Section 2. The following members of the Camarillo Health Care District Board of Directors, Chief Executive, or their successors, shall be authorized to order the deposit or withdrawal of temporarily unexpended funds in the Ventura County Treasury Pool:

Thomas Doria	President of the Board of Directors
Neal Dixon	Vice President of the Board of Directors
Paula Feinberg	Clerk of the Board of Directors
Christopher Loh	Director
Louanne Kroell	Director
Kara Ralston	Chief Executive Officer
Sonia Amezcua	Chief Administrative Officer

ADOPTED, SIGNED, AND APPROVED this 25th day of May 2023.

Thomas Doria, President
Board of Directors
Camarillo Health Care District

Attest: _____
Paula Feinberg, Clerk of the Board
Board of Directors
Camarillo Health Care District

STATE OF CALIFORNIA)

COUNTY OF VENTURA) ss

I, Paula Feinberg, Clerk of the Board of Directors of the Camarillo Health Care District

DO HEREBY CERTIFY that the foregoing Resolution 23-06 was duly adopted by the Board of Directors of said District at a Regular Meeting held on the 25th day of May 2023 and it was adopted by the following vote:

AYES: _____

NAYS: _____

ABSENT: _____

ABSTAIN: _____

Paula Feinberg, Clerk of the Board
Board of Directors
Camarillo Health Care District

**COUNTY OF VENTURA
AUDITOR-CONTROLLER
AUTHORIZED SIGNATURES FOR WIRE TRANSFERS (ASWT)**

Department Camarillo Health Care District Fund(s) [REDACTED]

Authorized Individuals/Signatures	Initials	Purpose (Bail, Bond Pmt, etc.)	Receiving Bank Name and Account No.	\$ Amount (Limit)
Printed Name/Title: <u>Tom Doria, MD / President</u> Signature:		Transfer of Funds	Five Star Bank [REDACTED]	No Limit
Printed Name/Title: <u>Neal Dixon, MD / Vice President</u> Signature:		Transfer of Funds	Five Star Bank [REDACTED]	No Limit
Printed Name/Title: <u>Paula Feinberg / Clerk of the Board</u> Signature:		Transfer of Funds	Five Star Bank [REDACTED]	No Limit
Printed Name/Title: <u>Christopher Loh, MD</u> Signature:		Transfer of Funds	Five Star Bank [REDACTED]	No Limit
Printed Name/Title: <u>Louanne Kroell, PT</u> Signature:		Transfer of Funds	Five Star Bank [REDACTED]	No Limit

Period: 07/01/2023 to 06/30/2024

of Signatures Required: 2

- Note:**
1. Number of signatures required **MUST** be entered or forms will be returned.
 2. Entity or Special District: Attach support of approval as required by entity – board letter, agency head letter, etc.
 3. When bank names and account numbers are too numerous to list, please indicate so. However, wire transfer requests to bank accounts not listed on the originating department's ASWT require two authorized signatures.
 4. The approving department/entity head generally should not be listed as an authorized signatory on the ASWT. If the department/entity head is the authorized signatory, an additional authorized signature is required on the *Wire Transfer Request* form.

Signature of Agency/Department Head _____ Date 05/25/2023

Kara Ralston, Chief Executive Officer
Printed Name/Title
Camarillo Health Care District
Department
805-482-9382
Telephone Number

- Supersedes existing lists.
 In addition to existing lists.

**COUNTY OF VENTURA
AUDITOR-CONTROLLER
AUTHORIZED SIGNATURES FOR WIRE TRANSFERS (ASWT)**

Department Camarillo Health Care District Fund(s) [REDACTED]

Authorized Individuals/Signatures	Initials	Purpose (Bail, Bond Pmt, etc.)	Receiving Bank Name and Account No.	\$ Amount (Limit)
Printed Name/Title: <u>Kara Ralston / Chief Executive Officer</u> Signature:		Transfer of Funds	Five Star Bank [REDACTED]	No Limit
Printed Name/Title: <u>Sonia Amezcua / Chief Administrative Officer</u> Signature:		Transfer of Funds	Five Star Bank [REDACTED]	No Limit
Printed Name/Title: _____ Signature:				
Printed Name/Title: _____ Signature:				
Printed Name/Title: _____ Signature:				

Period: 07/01/2023 to 06/30/2024

of Signatures Required: 2

- Note:**
- Number of signatures required **MUST** be entered or forms will be returned.
 - Entity or Special District: Attach support of approval as required by entity – board letter, agency head letter, etc.
 - When bank names and account numbers are too numerous to list, please indicate so. However, wire transfer requests to bank accounts not listed on the originating department's ASWT require two authorized signatures.
 - The approving department/entity head generally should not be listed as an authorized signatory on the ASWT. If the department/entity head is the authorized signatory, an additional authorized signature is required on the *Wire Transfer Request* form.

Signature of Agency/Department Head _____ Date 05/25/2023

Kara Ralston, Chief Executive Officer
Printed Name/Title
Camarillo Health Care District
Department
805-482-9382
Telephone Number

- Supersedes existing lists.
 In addition to existing lists.

COUNTY OF VENTURA
AUDITOR-CONTROLLER
SIGNATURE AUTHORIZATION
LOCAL AGENCIES

TO: JEFFERY S. BURGH, Auditor-Controller

Date: _____

FROM: _____
Special District Name Manager Name

VCFMS Fund & Department Address

SUBJECT: AUTHORIZED SIGNATURES FOR FISCAL YEAR: _____ Check if Address Change:

I. The following individuals are authorized to sign for specified documents for our department. (Circle letters for document, see *key below)

Table with 5 rows for signatures and names, and columns A-F for document types.

* Key: A - To receive blank checks B - To receive approved checks C - Cash Receipts and deposit approvals
D - Journal Vouchers approvals E - To sign checks (also see II below) F - To approve issuance of check from Fund

II. Specify number of signatures required on local agency signed checks:

- One - Two

Special, please explain: _____

III. Monthly reports should be distributed to the following email addresses:

APPROVAL:

Signature authorized by the Board Date

Name Telephone No.

Return to:
Jeffery S. Burgh, Auditor-Controller
800 South Victoria Avenue
Ventura, CA 93009-1540
Attn: Financial Planning

- Supersedes existing lists
 In addition, to existing lists.

SECTION 9
CLOSED SESSION

MAY 25, 2023

SECTION 10

RECONVENE AND ANNOUNCEMENT FROM CLOSED SESSION

MAY 25, 2023

SECTION 11

BOARD ACTION ITEM 11

**REVIEW/ DISCUSSION /ACTION – CONSIDERATION, DISCUSSION,
AND RECOMMENDATION FROM THE CEO PERFORMANCE REVIEW AD
HOC COMMITTEE THAT BOARD OF DIRECTORS ENTER INTO EMPLOYMENT
AGREEMENT NEGOTIATIONS WITH THE CHIEF EXECUTIVE OFFICER**

MAY 25, 2023

SECTION 12
CHIEF EXECUTIVE OFFICER REPORT

MAY 25, 2023

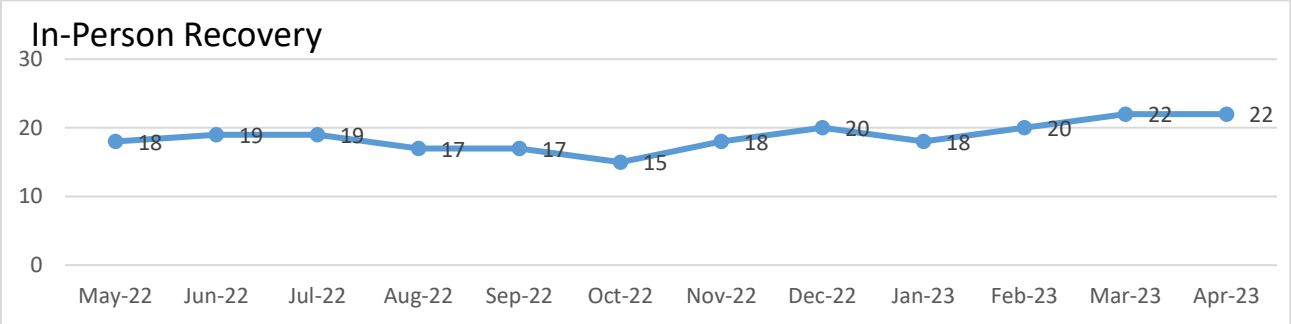
MEMORANDUM

DATE: April 30, 2023
TO: Kara Ralston, Chief Executive Officer
FROM: Mary Ann Ratto, Adult Day Center Director
SUBJECT: *April 2023 Monthly Report*

PROGRAM DESCRIPTION

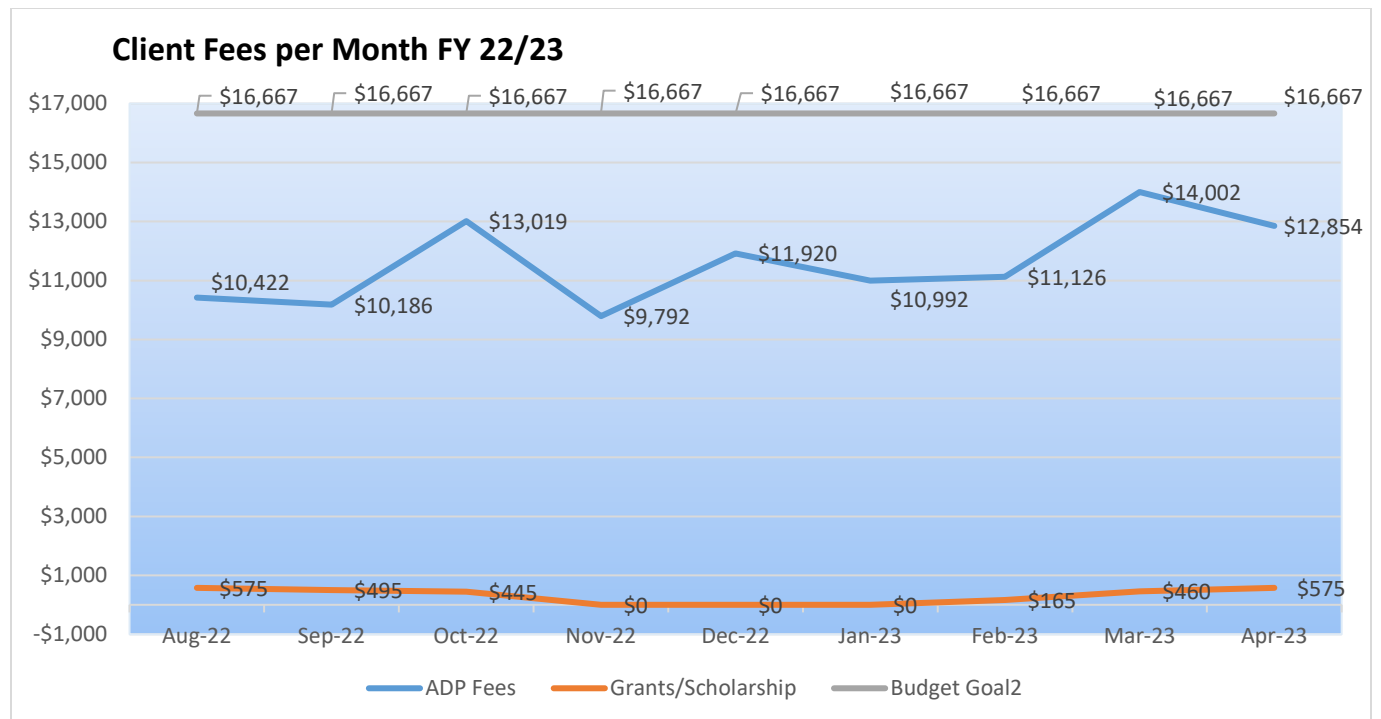
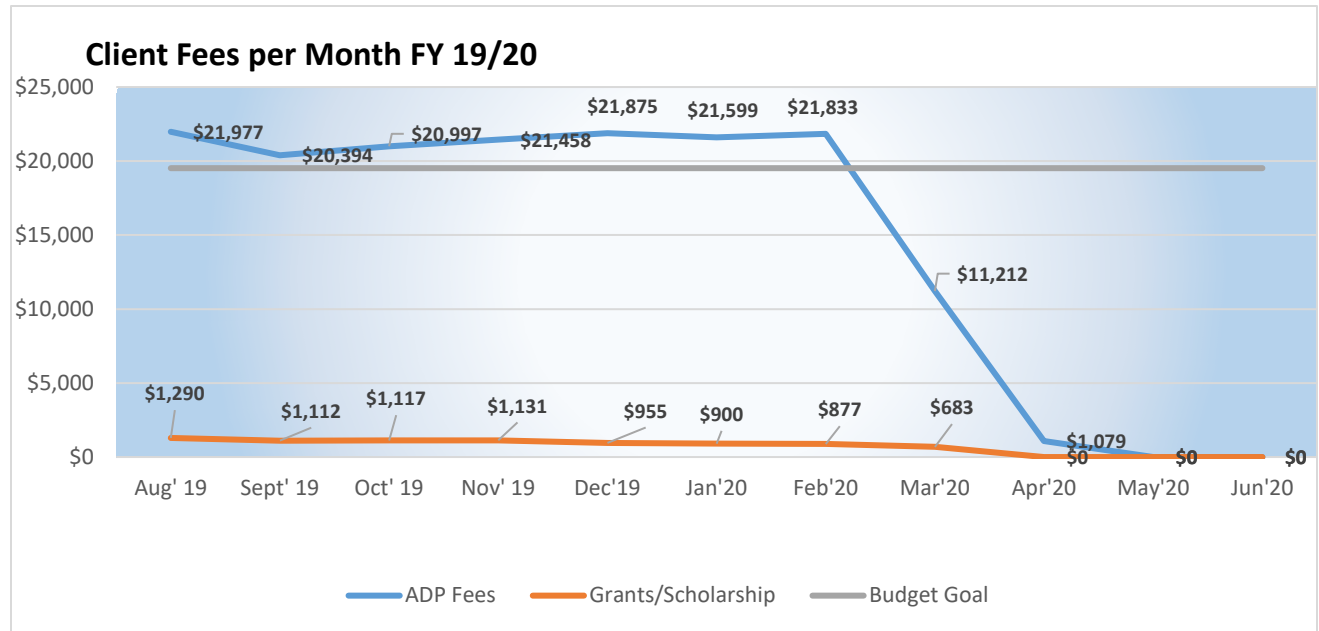
Since 1983, Camarillo Health Care District has operated a state-licensed Adult Day Center for adults (age 18 and over) with cognitive impairment and other special needs. With intentional thoughts, the Adult Day Center provides a compassionate and dynamic environment where persons with functional and cognitive disabilities can participate in meaningful activities, allowing them to remain as independent as possible with dignity, respect, and honor. Participants enjoy a variety of scheduled activities modified and designed to promote self-esteem, endurance, and engagement. Customized schedules are available full day, half day, multiple or single days in a week, with transportation options.

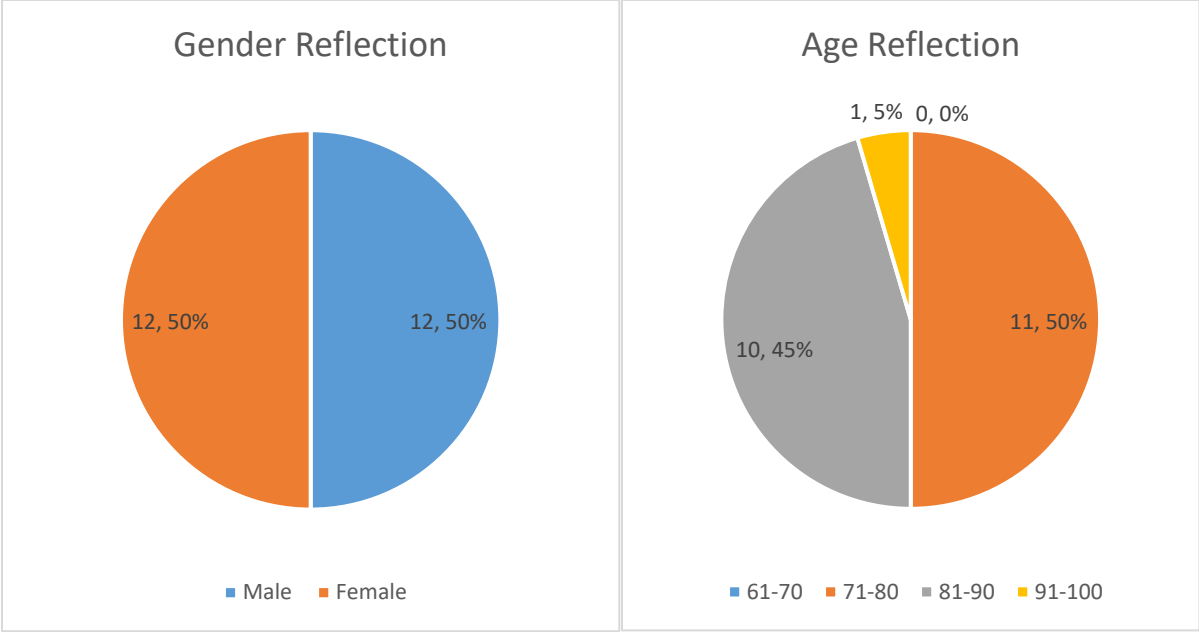
The subsequent charts reflect recovery efforts. Operating under capacity restrictions from March 13, 2020, through February 28, 2023, with full and afternoon half day offerings.



	March 2023	April 2023	May 2023
Enrollment at start of new month	19	21	23
New Enrollment	2	3	1
Leave of Absence (LOA)	1	2	2
Disenrollment	0	1	0
Active Enrollment at close of month	22	22	

The following revenue charts reflect the success of the ADC, prior to the March 13, 2020 temporary suspension and the recovery efforts since reopening the ADC from September 8, 2020 through December 4, 2020 and April 19, 2021.





Total Clients: 22
 Current average age: 81
 Current oldest: 92 (fe)
 Current youngest: 71 (fe)

MEMORANDUM

DATE: May 11, 2023
TO: Kara Ralston, CEO
FROM: Michelle Rogers, Community Education & Outreach Manager
SUBJECT: *Monthly Program Report: April 2023*

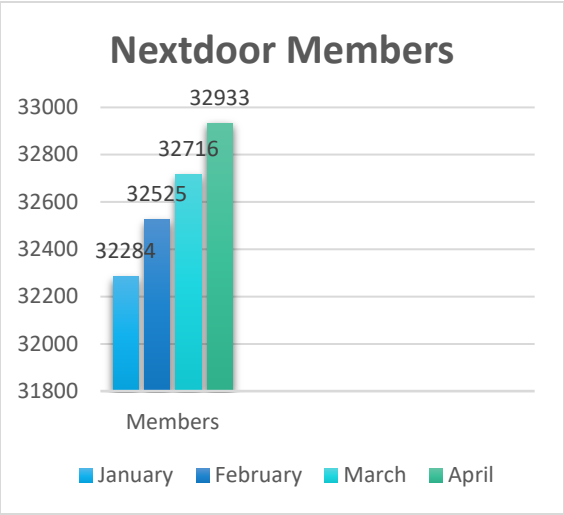
PROGRAM DESCRIPTION – Social Media

Community Education & Outreach focuses on developing, producing and facilitating the various educational and outreach platforms of Camarillo Health Care District. In 2023, our goals include:

- highlight classes, services, programs and departments, and posting consistently
- boost brand awareness by creating original content
- share timely and varied posts to create a dynamic social media portfolio
- curate, like and comment on content that aligns with mission; follow/like local agencies
- maintain a pulse on community conversations to help expand audience
- increase community engagement by asking and answering questions, hosting polls, and sharing our own thought leadership pieces that initiate and inform conversations

Nextdoor

- There are 32,933 members in the geographic area we reach in Camarillo and Somis. That’s an increase of 217 in the last month.
- 28,508 impressions, down 3,462 from March.
- 124 interactions, down 11 from March.
 - **Impressions** are the number of times a post is seen and may include multiple views of the post by the same people.
 - **Interactions** include likes and comments.
- **MOST POPULAR:** A post on our Diabetes Self-Management class, with 1,550 impressions and 9 interactions.
- **SECOND MOST POPULAR:** A post about hosting a Medicare talk on our campus, with 1,503 impressions and 2 interactions.

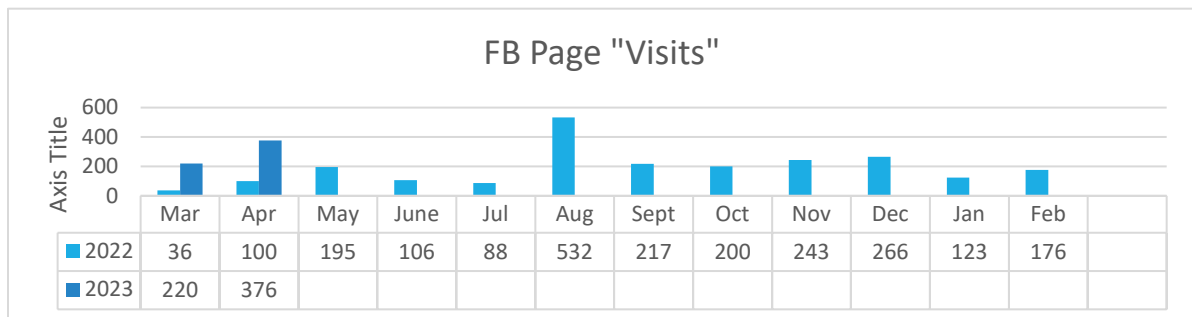
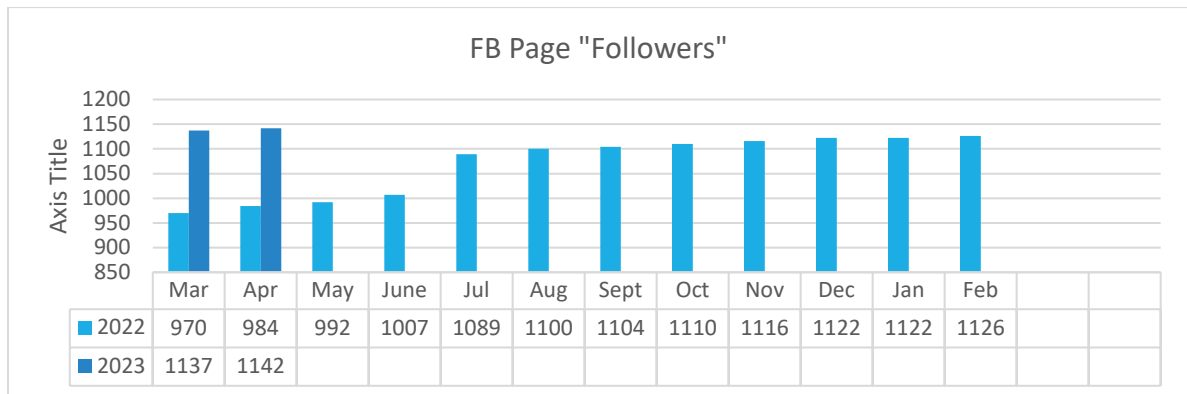


Facebook

Facebook saw a boost in activity because we had a paid recruitment ad running on the platform, which drove more traffic to our page. The recruitment post had a reach of 9,400, 35 reactions and 545 link clicks. Also noteworthy, 40% (455) of our Facebook audience resides in Camarillo.

- **HIGHEST REACH:** Adventures in VR: Independent Adventures, with 1,928 reach.
 - **Reach** is the number of people who saw any post at least once.
 - **Impressions** are the number of times a post is seen and may include multiple views of the post by the same people.
- **TOTAL REACH:** for the last 30 days is 14,835, nearly double since March.

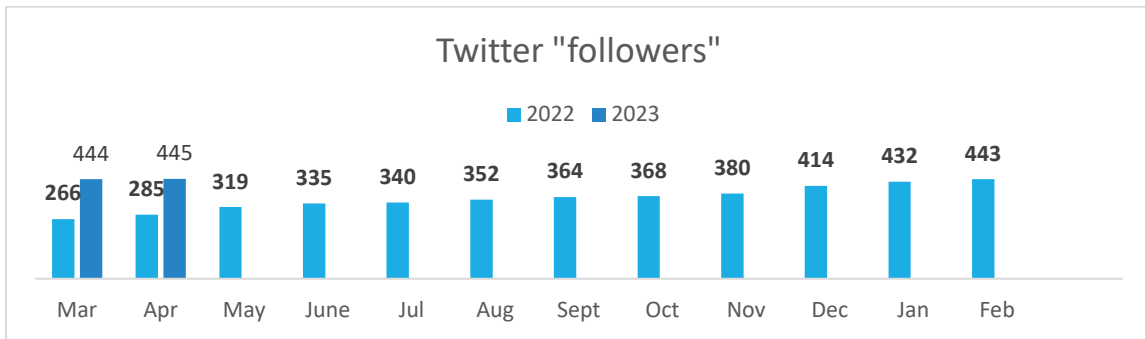
- FACEBOOK PAGE VISITS: for the last 30 days is 220, up 29.4% since March.
- MOST REACTIONS: An invitation to record your story on our podcast and recap of our live storytelling event, with 25 reactions.
 - **Reactions** is a button on a post that allows people to show different reactions to the content: “Like”, “Love”, “Haha”, “Wow”, “Sad” or “Angry.”
- HIGHEST COMMENTS: An invitation to record your story on our podcast (5).
- HIGHEST ENGAGEMENT: Independent Adventures in VR (124).
 - **Engagements** are a combination of reactions, likes, comments and shares.



Twitter

On Twitter, we see an average of four “likes” a day and two retweets (sharing of our content).

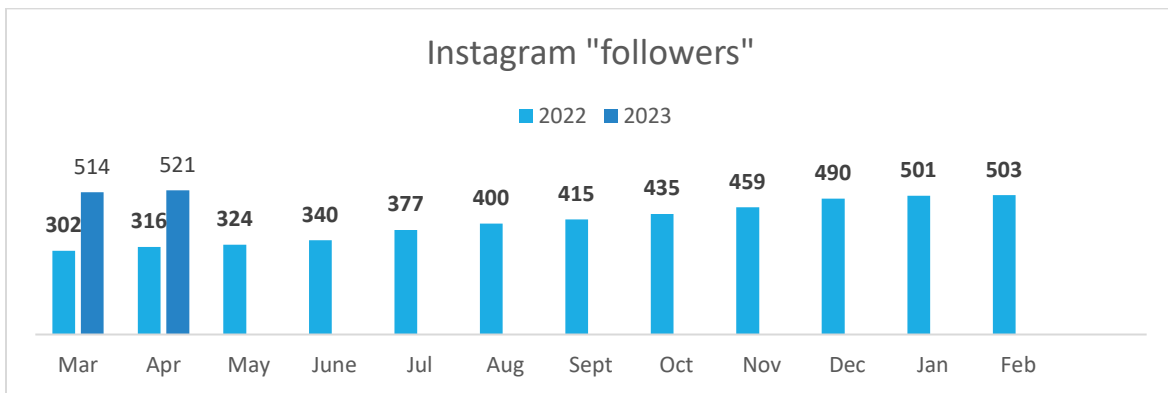
- ENGAGEMENT RATE: engagement rate was 4.5%, which is up from 4.3%, with 69 retweets (up 7) and 98 likes (up 15).
 - **Engagements** are clicks, retweets, replies, follows and likes.
 - **Impressions** are the number of times a user saw the tweet.
 - **Engagement rate** is the number of engagements divided by the total number of impressions.
- TOP TWEET: Join us for our storytelling event, with 418 impressions, 13 engagements and an engagement rate of 3.1%.
- MOST POPULAR tweet: Register for our Facebook and Instagram Stories class, with 123 impressions, 8 engagements, 3 likes and 3 retweets.
- HIGHEST ENGAGEMENT: We’re hiring, with 96 impressions, 10 engagements and a 10.4% engagement rate.



Instagram

A highlight this month was our Instagram reach increasing 219% to 1,245. In the last 90 days, post reach is up 98%.

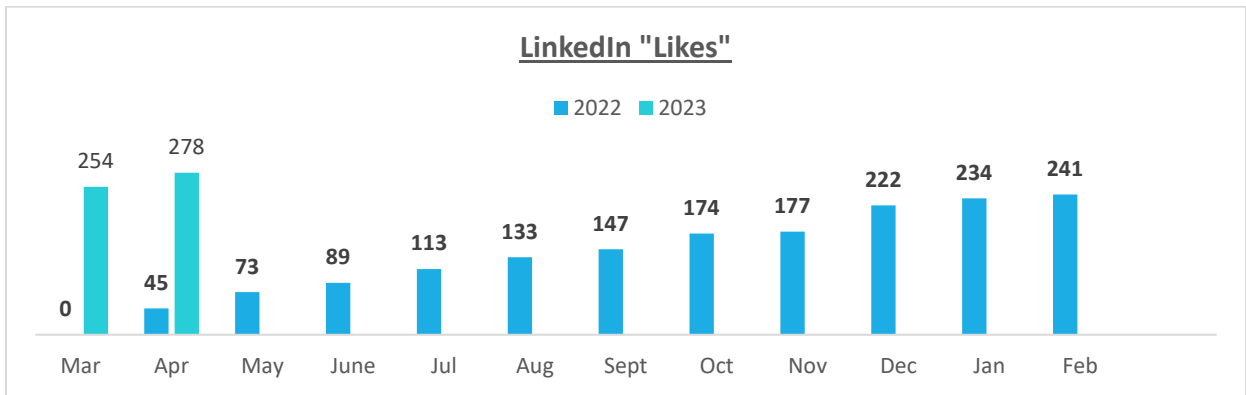
- HIGHEST REACH: "Register for our class on Facebook and Instagram Stories" reached 1,628 people and had 16 reactions and 24 shares.
- SECOND MOST POPULAR POST: Record a podcast episode with us reached 1,090 people.
- HIGHEST ENGAGEMENT: Record a podcast episode with us, with 25 likes, comments and shares.



LinkedIn

A highlight is we've appeared in 223 searches in the last week, which is up 78.4%.

- 12 unique visitors, down 4 from March.
- 14 page views, down 50% compared to March.
- 917 post impressions, up 65.5% compared to March.
- MOST IMPRESSIONS: A post about our SHARE program had 77 impressions.
- HIGHEST VIEWS: A post about recording a podcast episode with us had 153 views.
- MOST REPOSTS: Three posts had two reposts.
- MOST REACTIONS: Four had four reactions.
- We appeared in 223 searches, up from 179.



YouTube

- Developed in June 2022 (51 subscribers).
- Posted 18 videos since launch.
- 48,168 views, up 1,300 since March.
- MOST VIEWED VIDEO: Our Care-A-Van Transportation Services with 44,000 views. (Numbers attributed to the video being served as a “suggested” video by YouTube.)
- SECOND MOST VIEWED VIDEO: A virtual tour of our Adult Day Center with 1,300 views.

Note: Without the Care-A-Van video anomaly, our videos average 529 views per month.

- NEW VIDEO: Presentation by Care Services Director Blair Barker on the Caregiver Center, with 14 views in first week.

SoundCloud (podcast)

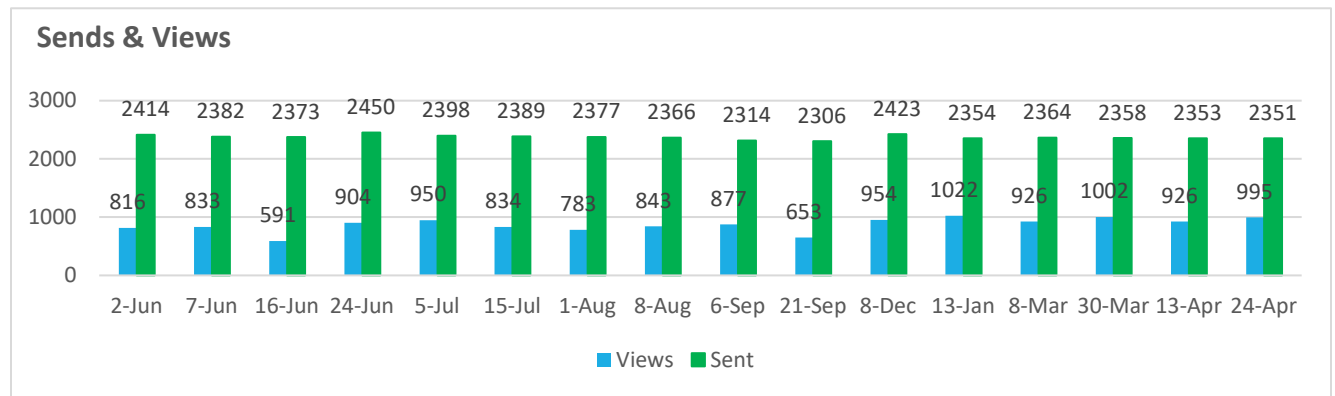
(SoundCloud is the platform used for the District’s podcast which shares health and caregiver journeys, and true, first-person stories about life, love and learning.)

- 7 “Stories from the Heart” podcasts.
- 409 “listens, up from 366 “listens” last month and 17 “likes” on SoundCloud since inception.
- 80 total downloads (36% from Apple Podcasts).
- 11 “streams” on Spotify.
- 40 “plays” on Apple Podcasts.

NOTEWORTHY: We selected four of the stories from our podcast for a storytelling event and the storytellers appeared in front of an audience of 70-plus people at the Camarillo Public Library. The event was a huge success with 13 written comments from our audience feedback form, including:

- “A great program. Let’s have more of it.”
- “I enjoyed the event. Nice variety of stories.”
- “Enjoyed the evening. Loved the speakers. Will attend more events if offered. Thank you for coordinating it.”
- “I listen to Moth Radio Hour and am so excited we have a local storytelling and listening opportunity like this!”
- “Very worthwhile, moving and learning experience.”
- “These women were so real and wonderful ... Thank you so much for putting this together.”

E-Newsletter

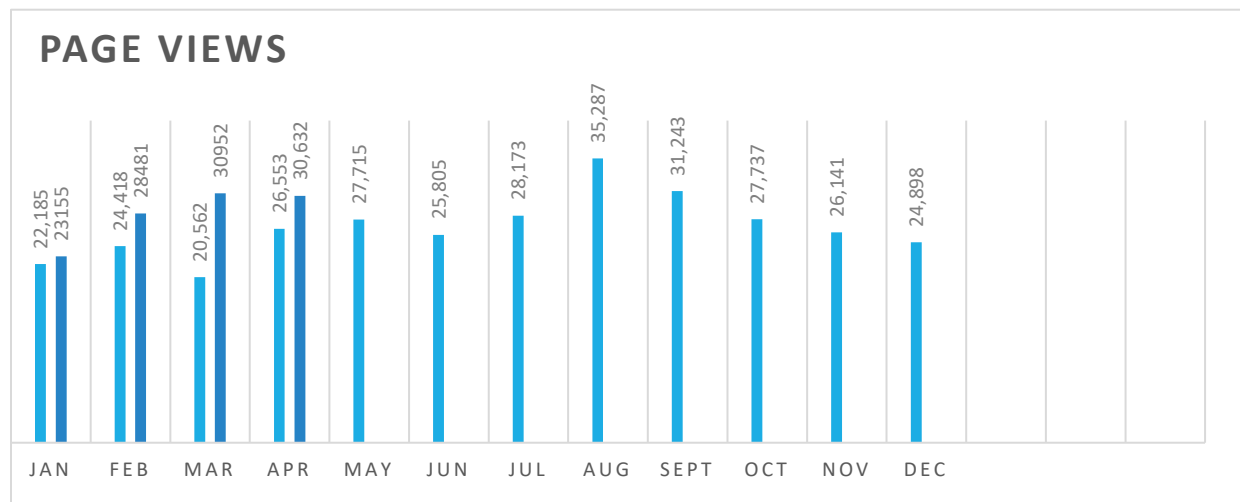


Since the launch of the e-newsletter on June 2, 2022, a total of 14 newsletters have been sent. The open rate has been averaging 35%, which is considered a “top-tier score”; marketing experts say average open rate should be 15-25%. The open rate for our most recent newsletter is 42.3%.

- **Newsletter April 13**
 - Focused informative presentations – Elder Legal Answers Your Questions On ... at the library, Dr. Ryan Quinn of Ventura Orthopedics, and caregiver and health journeys storytelling event.
 - 2,353 people received the e-newsletter.
 - 926 opened and viewed it.
 - 39.4% open rate (average open rate should be 15-25%)
- **Newsletter April 24**
 - Focused on signing up for classes that are beginning in May and June.
 - 2,351 people received the e-newsletter.
 - 995 opened and viewed it.
 - 42.3% open rate (average open rate should be 15-25%)

Website

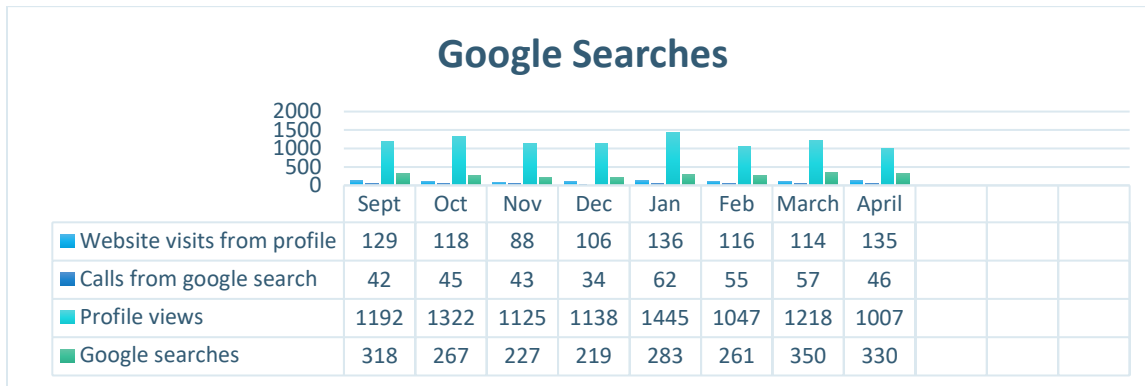
Average 24,800 views/month. March had over 30,000.



Noteworthy is the increase in page views year over year.

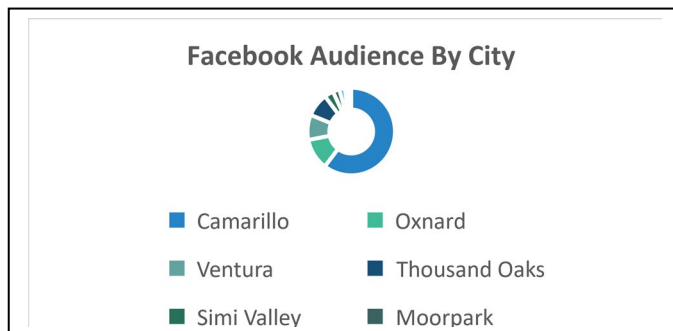
Google Business Profile Report

Noteworthy is 242 people interacting with our business profile, meaning they called, messaged us, asked for directions or visited our website as a result of our business profile on Google.



CURRENT SOCIAL MEDIA AUDIENCE

- Facebook
 - 87% are women
 - Most age 35-65+
 - 40% from Camarillo, 7.7% Oxnard, 6.1% Ventura, 5.7% Thousand Oaks.
- Instagram
 - 72% are women
 - Most age 35-65+
 - 23% from Camarillo, 13% from Oxnard, 9% from Ventura, 7% from Thousand Oaks.
- Twitter
 - Doesn't record audience profile data.
- LinkedIn
 - 80% are from the greater LA area
 - 11.4% work in legislative offices, 6.3% in government administration, 6.3% in higher education, 5.5% in nonprofit organizations, 4.3% in wellness and fitness services, 3.1% in civic and social organizations, 2.8% in philanthropic fundraising services, 2.8% in mental health care, 2.8% in hospitals and healthcare and 2% in education and admin programs.



MEMORANDUM

DATE: May 5, 2023
TO: Kara Ralston, CEO
FROM: Anja Olson, Facilities Coordinator
SUBJECT: *Monthly Program Report: April 2023*

PROGRAM DESCRIPTION –Facility Activity & Usage

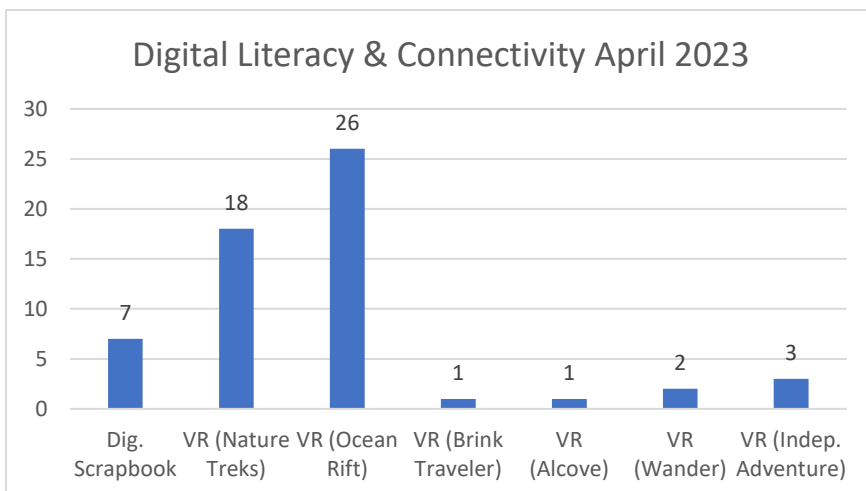
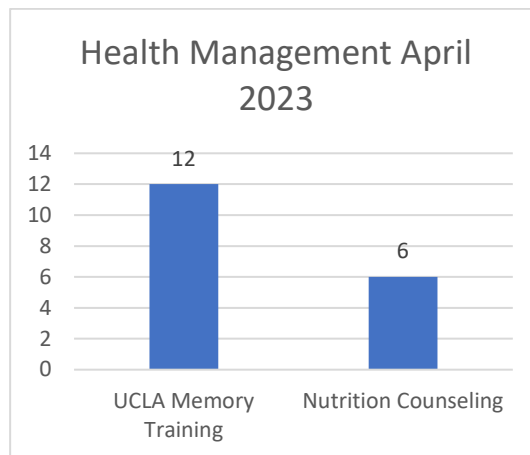
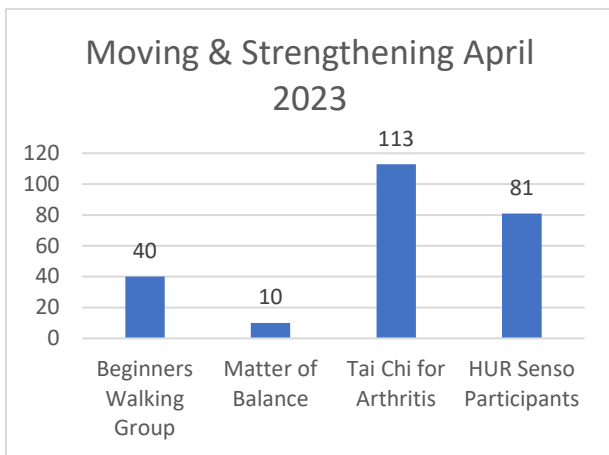
The Facilities Department focuses on providing and maintaining a safe, clean, and inviting environment that facilitates the presentation and delivery of District services, customer service, reception, and professional hospitality.

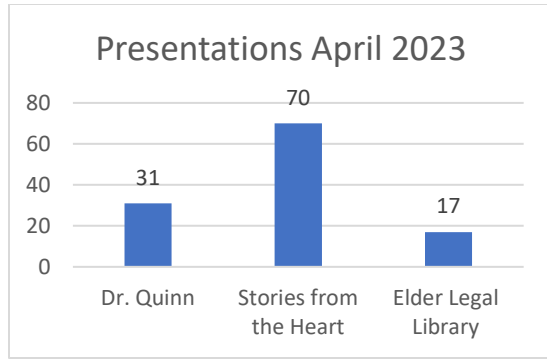
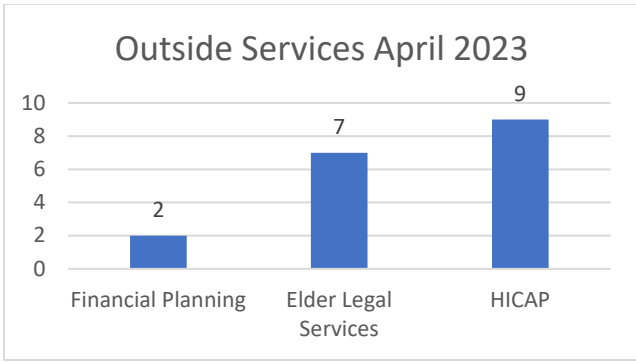
Class Attendance

Attendance decreased in April by about 7%. Total participation went from 488 in March to 456 in April. The decline in attendance was in part due to Tai Chi for Arthritis only having 1 day in April with 2 classes running concurrently. Although the attendance for the Intro VR classes, Nature Treks and Ocean Rift remains strong, the attendance for the Intermediate VR classes was very poor, with only 7 participants attending out of a possible 60. Of the total participation of 488, 118 attended the District’s Special Presentations. Walking Group attendance increased in April, due in part to better weather. The highest attendance was in the Moving & Strengthening category.

Health Management includes UCLA Memory Training and Nutrition Counseling this month.

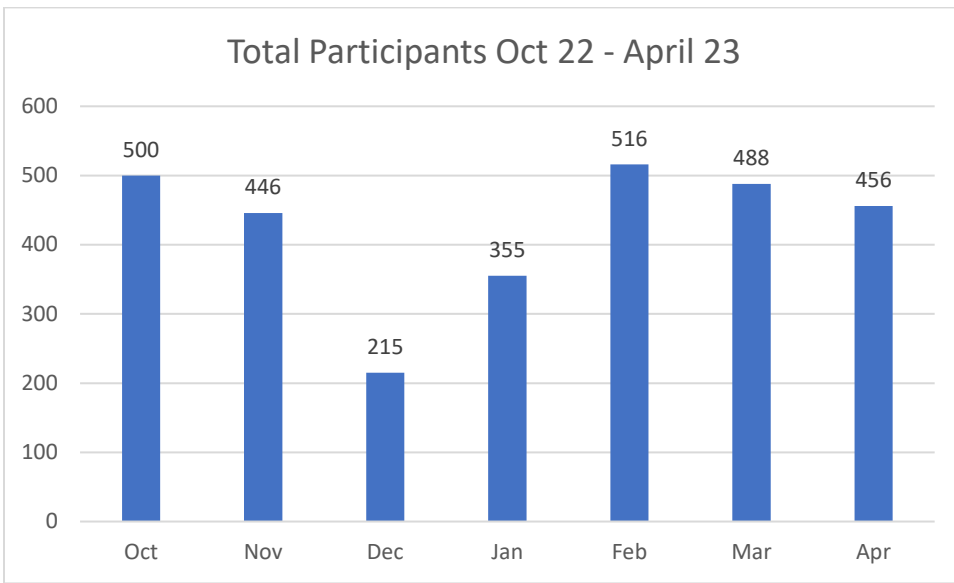
The following charts reflect April participant numbers for the following categories:





Total Participants

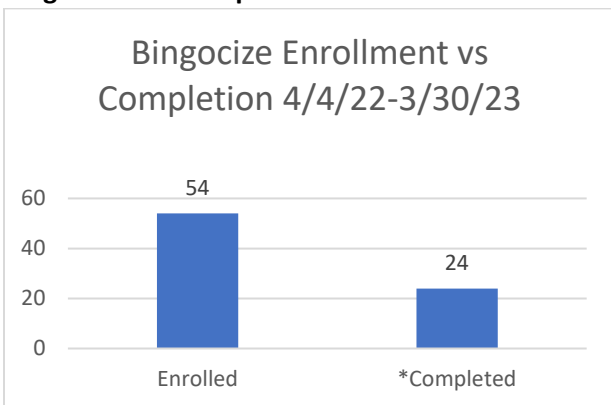
The following chart shows total participants over time for the categories shown in this report.



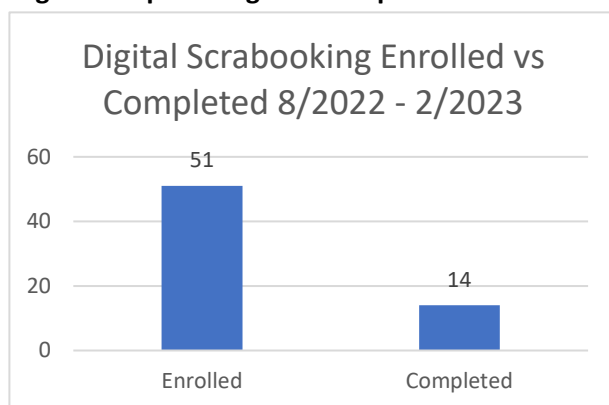
Enrollment vs Completion

The following charts compare the number of participants that enroll in a class to those that complete the class. Completion is the number of participants that attended the last session of a class series of two or more sessions.

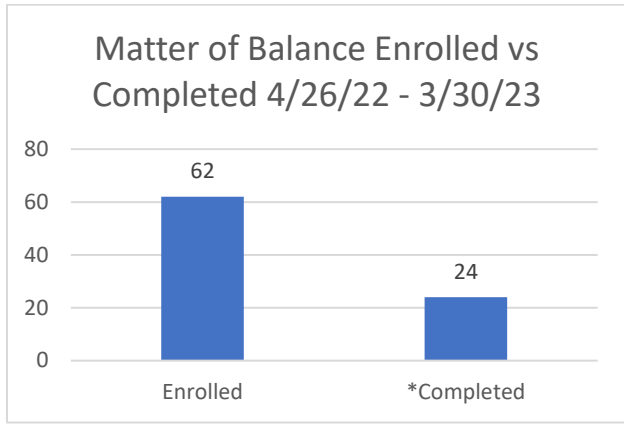
Bingocize 44% completed class series.



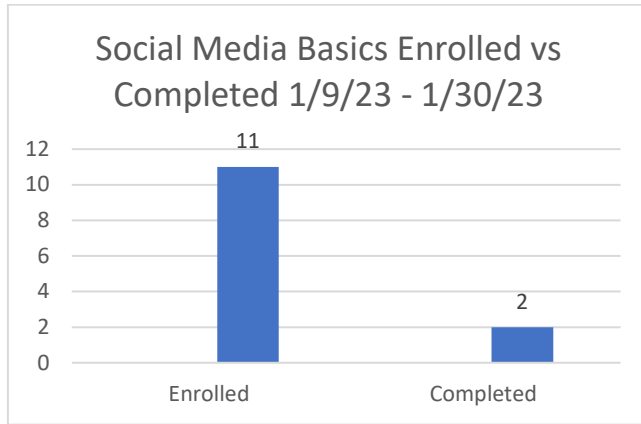
Digital Scrapbooking 27% completed class series.



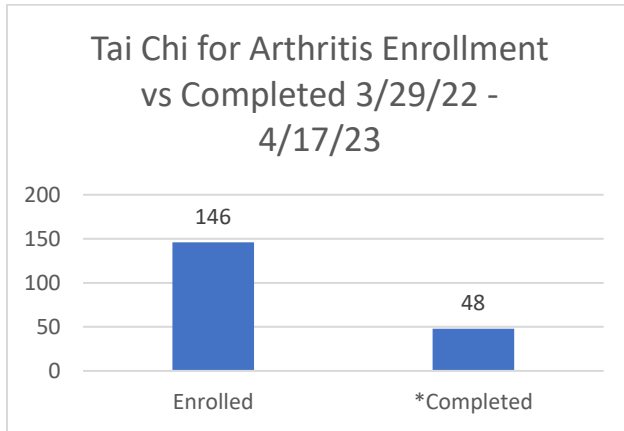
Matter of Balance 39% completed class series.



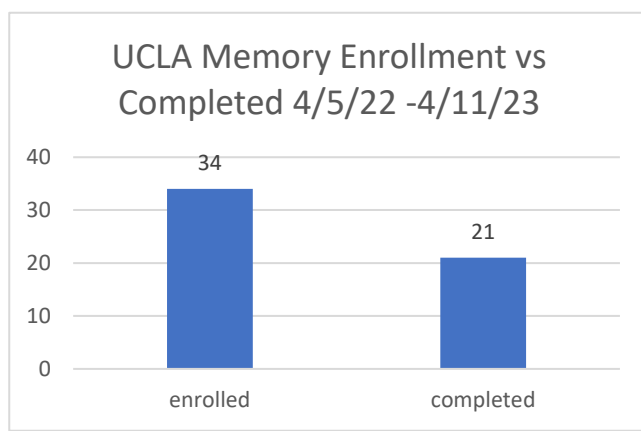
Social Media Basics 18% completed class series.



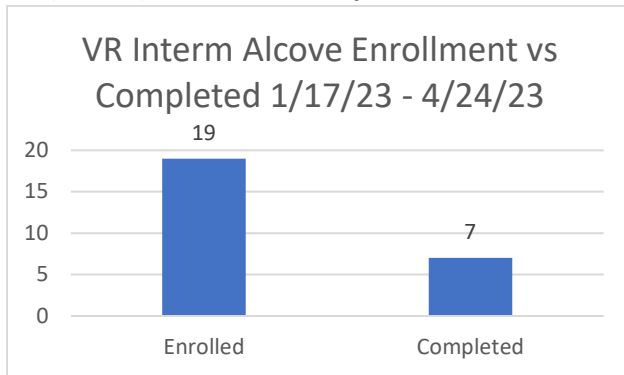
Tai Chi for Arthritis 33% completed class series.



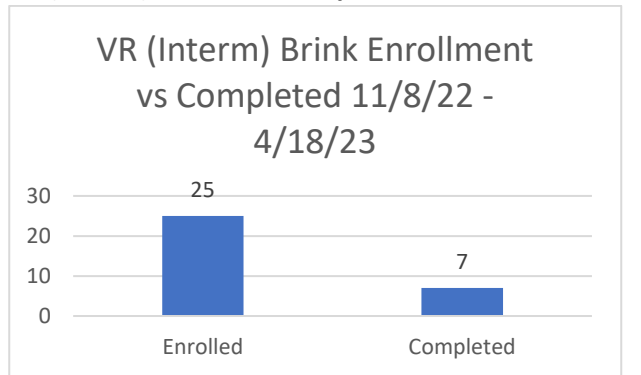
UCLA Memory 62% completed class series.



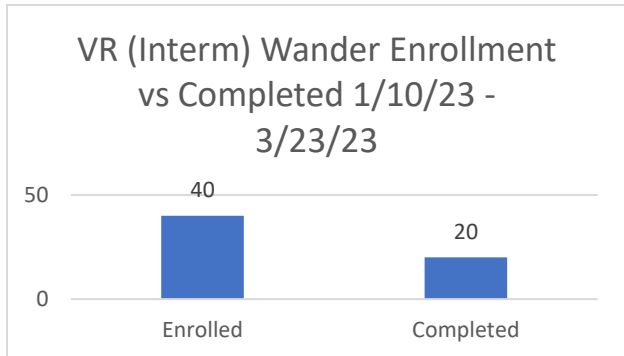
VR (Interm) Alcove 37% completed class series.




VR (Interm) Brink 28% completed class series.



VR (Interm) Wander 50% completed class series.

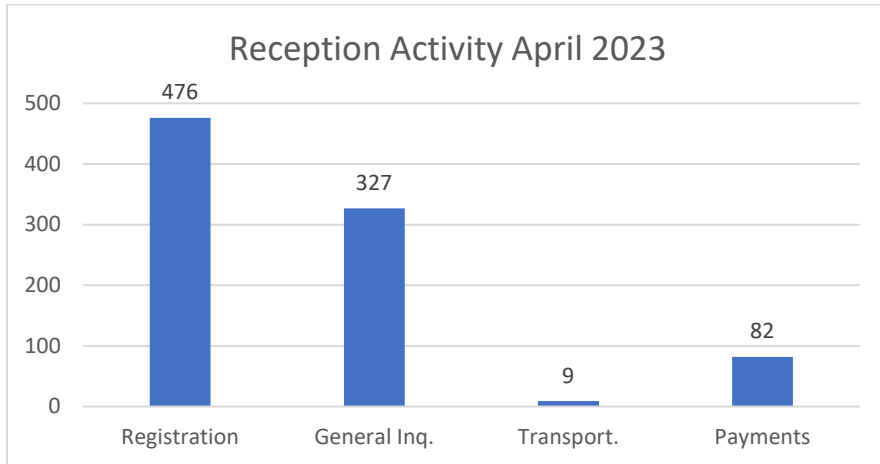


VR Guided Tai Chi 23% completed class series.



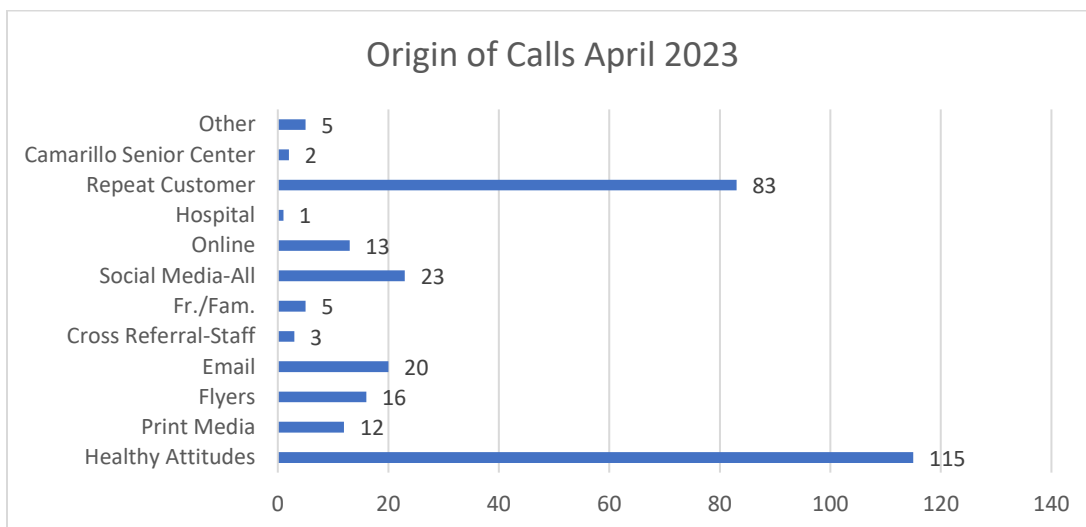
Reception Activity

Reception activity increased in April from March. The Registration numbers increased dramatically due to the Special Presentations (3) held in April which had a total attendance of 118. We also saw an increase in Registration since adding classes that will be held at Leisure Village and bringing back Gentle Yoga starting in May. General Inquires increased in April. Payment activity declined slightly from March. Most of the calls for Transportation are reported by that department, however Reception did receive 9 calls that were Transportation related.



Origin of Calls

In efforts to understand the impact of outreach, staff attempt to capture where callers heard about the service they're inquiring about; *(not every caller remembers; some inquiries are not conducive to the question)*.



April 2023 Report

Date: May 10, 2023
To: Kara Ralston, CEO
From: Blair Barker, Care Services Director
 Mayra Tapia, Senior Nutrition Coordinator
 Monthly Program Report: **April 2023**

The Senior Nutrition Program (SNP) provides supplemental nutrition for residents aged 60 and over at either the congregate meal site or by home delivery, to enhance physical, mental and emotional well-being.

Home Delivered Meals (HDM) are delivered to homebound seniors who are unable to procure or prepare their own meals, and include fresh fruit, dairy and grain products as supervised by VCAAA registered dietician. Up to 5 meals/week are delivered in a bundle once each week. **During COVID-19 restrictions, clients include seniors not normally home-bound, and non-senior disabled who are abiding by Stay-at-Home orders. As of August 11, 2021, all recipients may now only receive up to 5 meals/week, with some exceptions made (low-income, high nutrition risk, no other means to obtain food, etc.) (which is why the total meal count for this month decreased from previous months).**

Congregate Meals (aka Apple-A-Day Café) are normally served at the District congregate (Cong) site on the third Thursday of each month. **During COVID-19 restrictions,** congregate clients may instead choose to pick up a frozen meal at the District once a month.

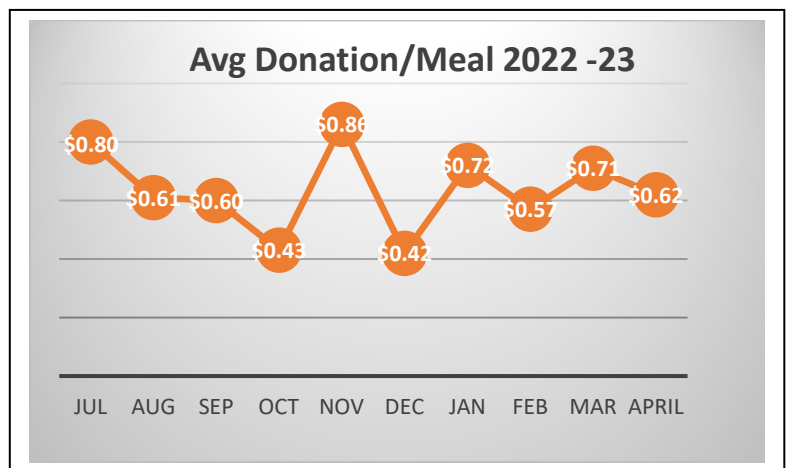
The SNP is also partially funded by the Older Americans Act, through the Ventura County Area Agency on Aging (VCAAA), VCAAA Foundation, and the City of Camarillo. There is no charge per funding agreement but a \$3.00 per meal donation by attendees is suggested as required by the VCAAA.

At-a-Glance

**includes HDM Clients currently on hold as well as 5 non- seniors funded by VCAAA Foundation.*

	April 2023	Unduplicated Clients FYTD
New HDM clients	23 <u>-18 disenroll</u> -5 net loss	442 *
New Cong. clients	0	0**

***Due to COVID19, Cong clients shifted to HDM*



Program History

The District began administrating the operational arm of the Senior Nutrition Program in April 2005, under grant funding from the Ventura County Area Agency on Aging (VCAAA). In FY 2006/07, the City of Camarillo approved funding support for the Home Delivered portion of the Senior Nutrition. VCAAA manages the food procurement part of the program, while the District provides the operational and logistical support of implementation. Since the District's participation in this program, more than 3,000 people have received more than 548,000 meals, averaging over 29,000 meals/year.

TOTAL MEALS SERVED (cumulative)		VCAAA Funding	VCAAA meals allowed	% program split	City Funding (HDM only)	City CBDG CV3 Funding (HDM only)
Program began April 1, 2005		\$27,602				
Total meals served FY 2005-2006	34,382	\$52,099				
Total meals served FY 2006-2007	28,234	\$84,468			\$32,000	
Total meals served FY 2007-2008	27,332	\$79,978			\$32,000	
Total meals served FY 2008-2009	26,168	\$82,424			\$35,000	
Total meals served FY 2009-2010	27,132	\$82,259			\$37,000	
Total meals served FY 2010-2011	22,598	\$84,166	25,700	62% HDM 38% Cong	\$37,000	
Total meals served FY 2011-2012	15,936	\$69,536	23,710	62% HDM 38% Cong	\$37,000	
Total meals served FY 2012-2013	12,941	\$60,800	20,075	96% HDM 4% Cong	\$37,000	
Total meals served FY 2013-2014	19,452	\$52,572	18,600	97% HDM 3% Cong	\$37,000	
Total meals served FY 2014-2015- (HDM+C)	23,036	\$52,572	20,460	97% HDM 3% Cong	\$37,000	
Total meals served FY 2015-2016 (HDM+C)	22,799	\$55,942	20,460	97% HDM 3% Cong	\$37,000	
Total meals served FY 2016-2017 (HDM+C+ ARCH)	23,148	\$69,660	22,320	93% HDM 7% Cong	\$37,000	
Total meals served FY 2017-2018 (HDM+C+ARCH)	25,396	\$69,375	22,500	97% HDM 3% Cong	\$37,000	
Total meals served FY 2018-2019 (HDM+C)	29,883	\$73,750	24,000	98% HDM 2% Cong	\$37,000	
Total meals served FY 2019-2020 (HDM+C)	39,719	\$84,375	27,500	96% HDM 4% Cong	\$37,000 + \$7500	
Total meals served July 2020- June 2021 (HDM+Cong.)	77,228	\$96,058	30,250	96% HDM 4% Cong	\$37,000	
FYTD Total meals served July 2021 - June 2022 (HDM+Cong.)	49,689	\$96,058	30,250	96% HDM 4% Cong	\$37,000	\$50,000
FYTD Total meals served July 2022 – April 2023 (HDM+Cong.)	43,074*	\$96,058	30,250	96% HDM 4% Cong	\$37,000	\$50,000
TOTAL cumulative meals served since program inception; all- meal types; commenced April 2005	548,147					

*includes meals for (5) <60 disabled clients funded by the VCAAA Foundation

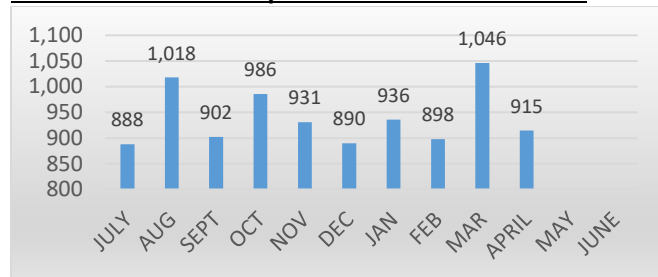
HDM Referral Sources

Referral Source April 2023	HDM	Cong
Friend/Neighbor/Family	4	0
Former Congregate Client	0	0
Website/Social Media	1	0
Healthy Attitudes magazine	2	0
Health care provider – APS/ Hospital/Doctor/Social Worker	8	0
VCAA referral	1	0
Previous Client	2	0
Internal District referral	5	0
Walk-in	0	0
Hospice	0	0
OASIS Catholic charities	0	0
TOTAL	23	0

HDM Cancellations

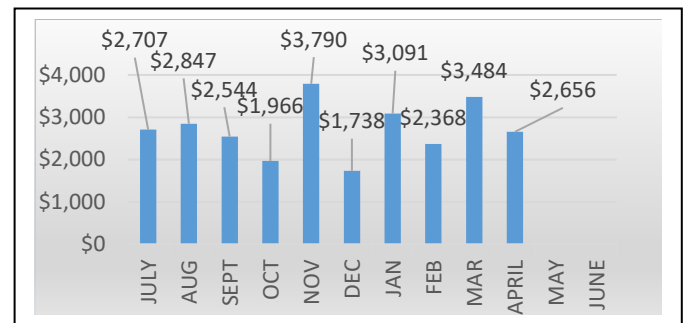
Reason Stated	April 2023
No longer requires services	10
Family/Caregiver now providing meals	1
Moved in with Family	0
Moved into Care Facility	2
Moved to alternate Program	0
No longer meets criteria	0
Health has improved - able to cook	0
Dietary restrictions	0
Relocation out of service area	2
Deceased	3
On hold for extended time	0
TOTAL	18

HDM: Clients Served per Month 2022-23

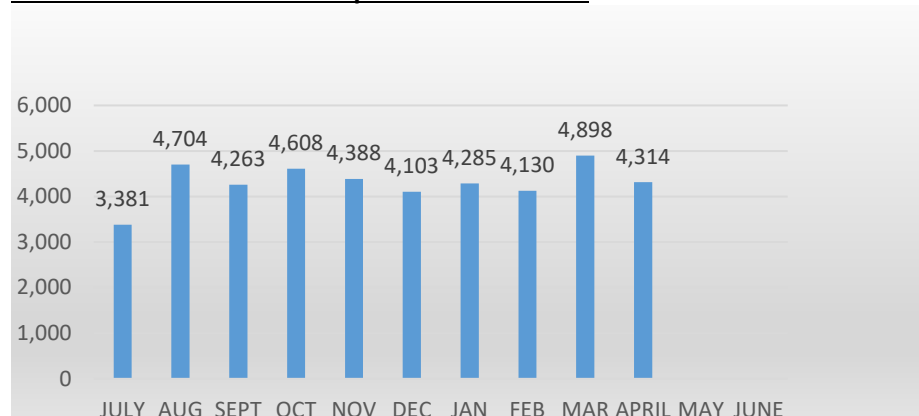


*client count is duplicated count as clients receive meals each week
 ** Meals served per month change if clients are on hold or meals are returned.

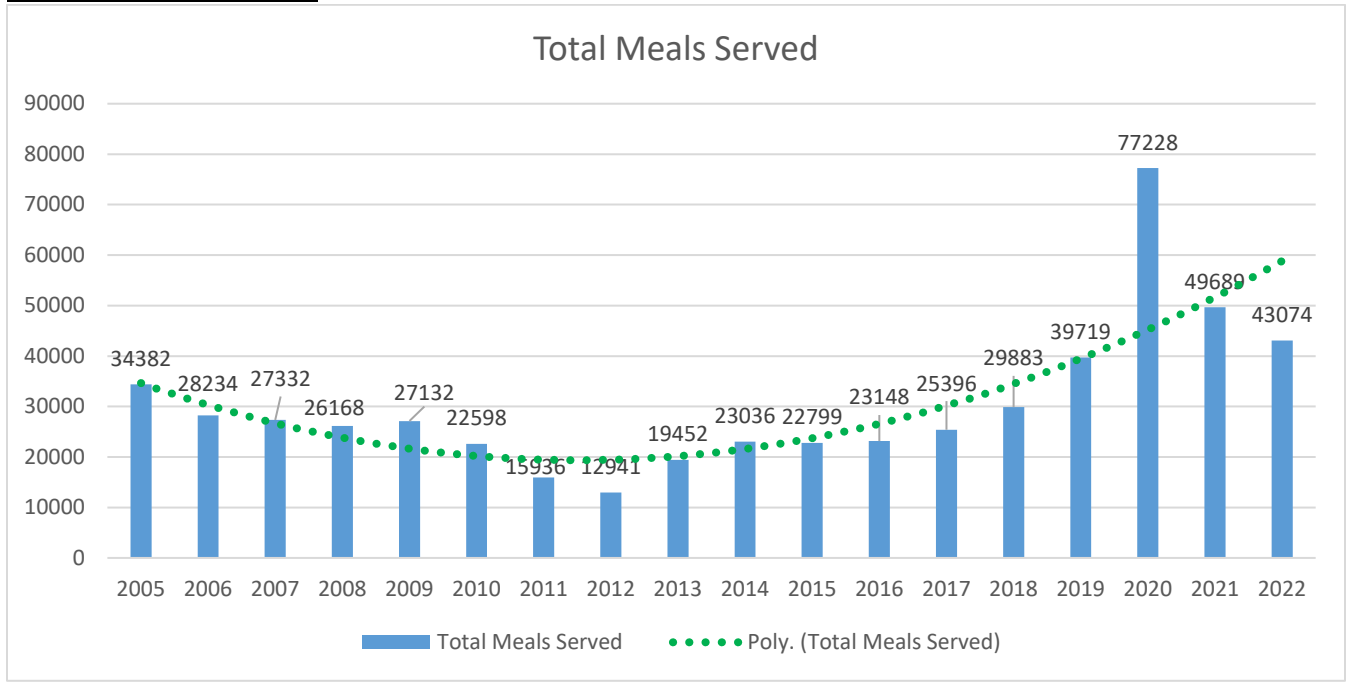
HDM: Donations Rec'd per Month 2022-23



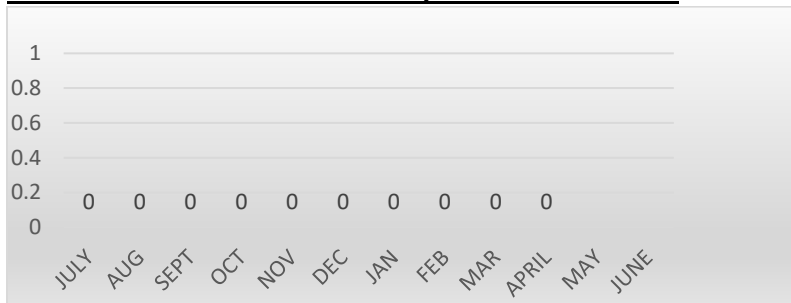
HDM: Total Meals Provided per Month 2022-23




HDM: Total Meals Served



CONGREGATE: Meals Provided per Month 2022-23



CONGREGATE: Donations Received per Month 2022-23



***Congregate remains as a frozen pick-up option due to COVID-19 restrictions. For July 2022, there were no clients who opted for a pickup. Many past congregare clients are currently being served under the HDM program.*

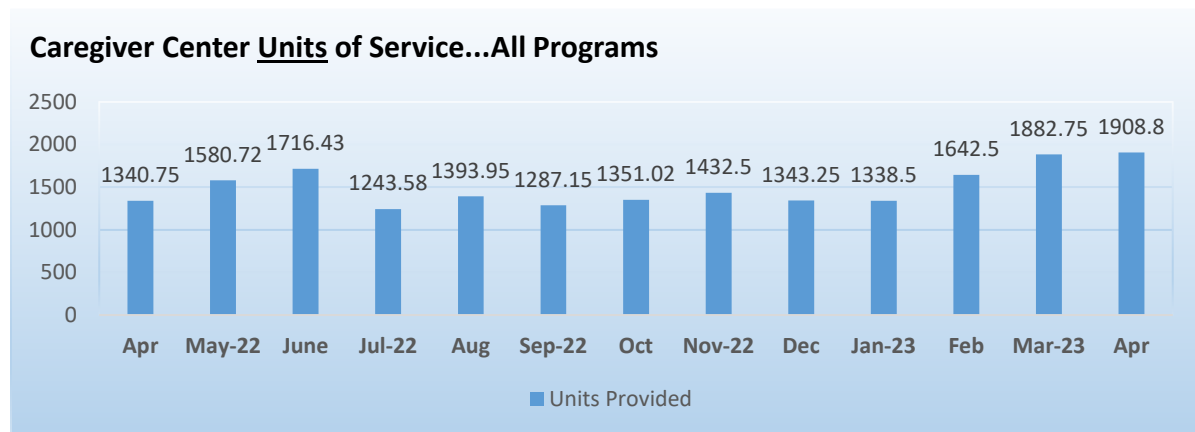
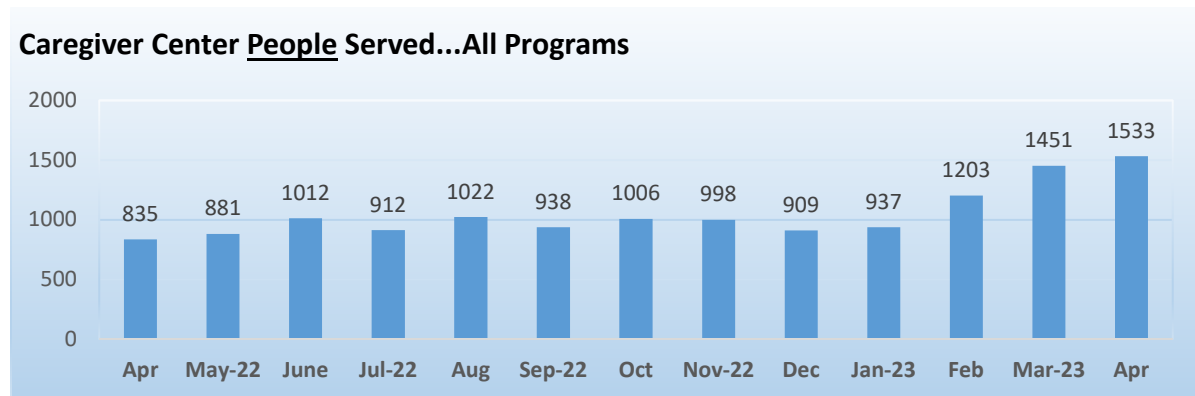
MEMORANDUM

DATE: May 16, 2023
 TO: Kara Ralston, CEO
 FROM: Blair Barker, MPH, Care Services Director
 Caregiver Center of Ventura County
 RE: April 2023 Monthly Report

PROGRAM DESCRIPTION

The goal of the Caregiver Center of Ventura County (Center) is to decrease the impact of caregiver burden and empower people to better health. This is accomplished through strategic partnerships with medical and community-based providers for the delivery of caregiver education and training, access to resources, and increased quality of life outcomes. The Caregiver Center has a comprehensive array of programs and services including Powerful Tools for Caregivers, Personalized Care Consultations, Senior Support Line, Caregiver Skill-building, Respite Services, Home Modification Services, Dementia Education Classes, Support Groups, Walk-in Inquiry, and Caregiver Reminder Contacts.

Overview of Units of Service Provided



Program	April - Units	April - People
Dealing with Dementia: class	0	0
Dementia Live: class	0	0
Powerful Tools for Caregivers: Virtual Class	24	4
Care Consultation: in-person	7.25	6
Care Consultation: phone	14.25	24
Caregiver Support Group	27	12
Respite: In Home Hours	50	6
Respite: ADP Hours	28.75	1
Home Modifications: Units Installed	0	0
Assistive Devices: Units installed	0	0
Senior Support Line: Peer Counseling	76	60
Senior Support Line: Telephone Reassurance	117.55	86
Caregiver Wellness Screening (Zarit Burden)	0	0
Depression Screening (PHQ-9)	0	0
Client follow-up (<i>in-person, phone call, email, similar</i>)	369	307
Client Walk-ins	23	23
Resource & Education Request	371	323
Inquiry response: Email/phone reply	399	331
Caregiver Email Outreach	402	350
TOTAL	1,908.80	1,533

Caregiver Education: Powerful Tools for Caregivers & Dealing with Dementia Programs

*There would be a chart below this that represents monthly and FYTD counts of clients (and hours) served by the Center’s Caregiver Education program. Partial program funding through the Older Americans Act, Title III E, funding awarded by the VCAAA. Due to staffing changes, the class was postponed to begin in late August. A chart will be displayed at a later time.

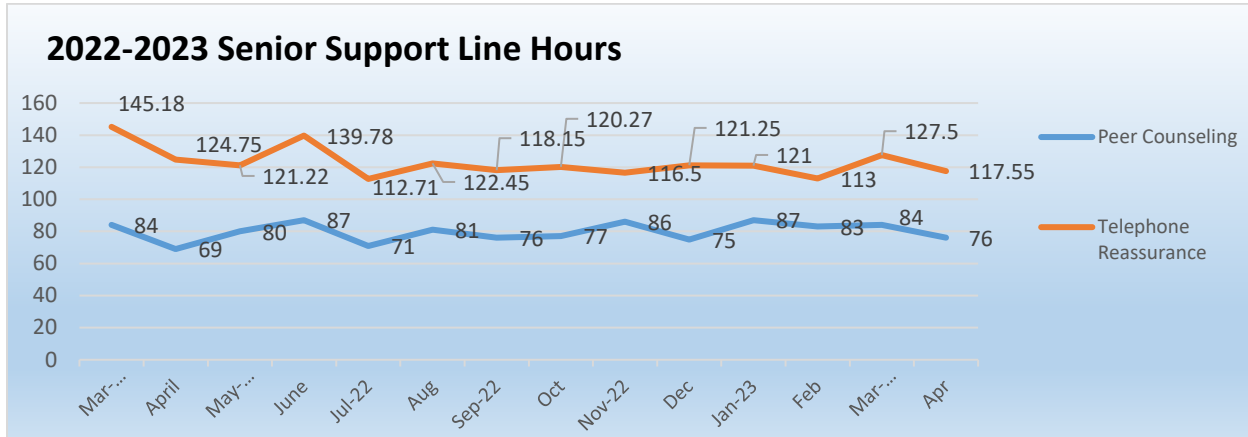
Caregiver Education	April	FYTD	Annual Contract Goal*	Target % of Contract Goal
Total Client Units*	24	181.5	158	90%
Clients served	4	42	N/A	N/A
TOTAL	28	223.5	N/A	N/A

*This number includes the VCAAA Caregiver Education grant funded programs (Title III E) Powerful Tools for Caregivers class sessions (virtual and in-person class series). This chart represents counts of clients served as well as the hours provided by the Center through the Powerful Tools for Caregivers programs. It includes those who attend virtual or in-person classes; as well as classes provided with partner agencies.

**OTO was added in January of 2023, to increase units from 113 to 158 for FY 22-23. Not all clients/hours reported here are reportable to VCAAA (due to their requirements).

Senior Support Line

This chart represents measures of Senior Support Line (SSL) activities, either peer counseling or telephonic reassurance. Partially Funded Program through Older Americans Act federal funding, SSL is a toll-free reassurance and socialization program for Ventura County residents aged 60 and older, providing emotional and social support to reduce risks of isolation, socialization, wellness and safety checks, and connections to community resources.

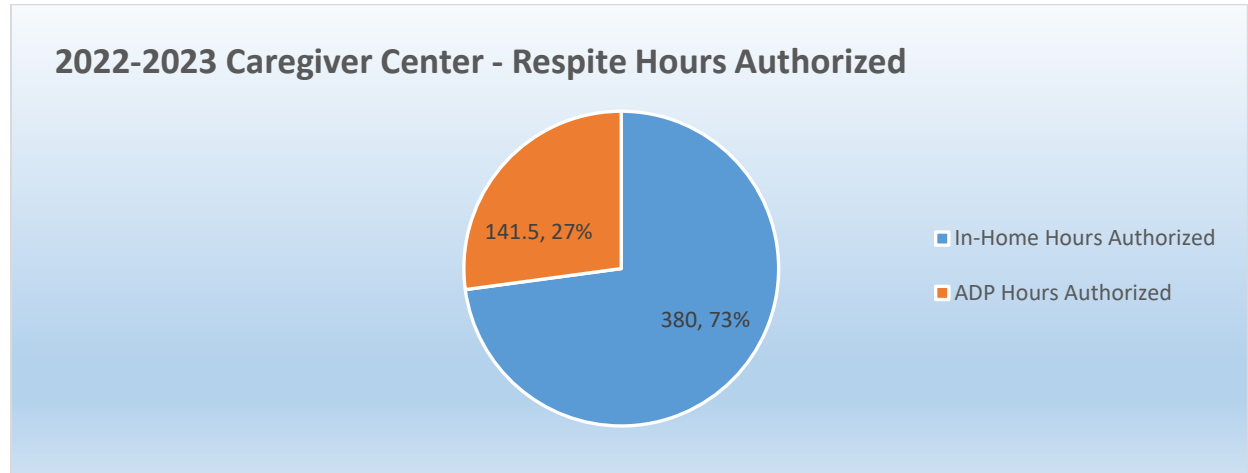


Senior Support Line (Title IIIB)	April	FYTD	Annual Contract Goal	Target % of Contract Goal
Peer Counseling: Hours	76	796	616	129%
Peer Counseling: Persons Served (unduplicated monthly)	60	627	375	167%
Telephone Reassurance: Hours *	117.55	1,190.38	N/A	N/A
Telephone Reassurance: Contacts	345	3,443	2,236	154%
Telephone Reassurance: Persons Served (unduplicated monthly)	86	832	278	299%
TOTAL	684.55	6,888.38	N/A	N/A

Respite Hours

This chart and table represents measures of Respite hours and clients served by those hours, either in-home and/or at the Adult Day Center. The District periodically receives funding for in-home respite and adult day center respite through Older Americans Act, Title III E funding awarded by the VCAAA.

Due to COVID-19 fluctuations, respite hours in the Adult Day Center have been limited in this fiscal year (due to capacity restrictions). The VCAAA understands the impact of COVID-19 on the performance of this funding.



Respite (Older Americans Act Title III E)	April	FYTD	Annual Contract Goal*	Target % of Contract Goal
Respite: In-home (hours)	50	380	629	60%
Respite: In-home (people)	6	34	N/A	N/A
Respite: ADP (hours)	28.75	141.5	500	28%
Respite: ADP (persons served)	1	7	N/A	N/A
TOTAL	85.75	562.5	N/A	

*OTO was added to the contract for in-home respite in January of 2023. To increase from 471 to 629 for FY 22-23.

Home Modifications and Assistive Devices

This table reflects the number of home modifications (anything that requires a bolt, screw, etc.) and assistive devices (no installation required) that have been authorized. The District periodically receives funding for Home Modifications and Assistive Devices through Older Americans Act, Title III E funding awarded by the VCAAA.

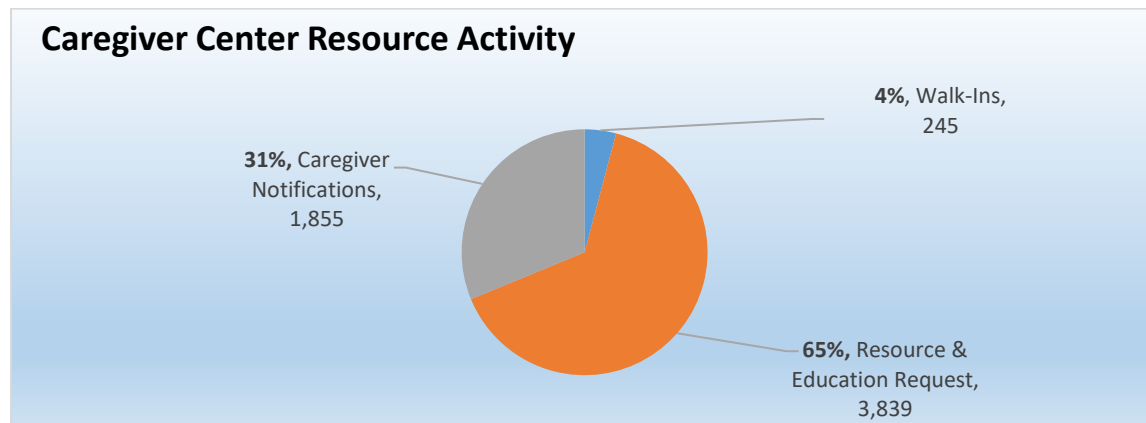
Home Modifications (Title III E)	April	FYTD	Annual Contract Goal	Target % of Contract Goal
Home Modifications: Units installed	0	9	66	15%
Home Modifications: Persons served	0	6	N/A	N/A
Assistive Devices: Units provided	0	1	3	33%
Assistive Devices: Persons served	0	1	N/A	N/A
TOTAL	0	17	N/A	

Dementia Friendly Caregiver Engagement Project

Outside of the pandemic, there would be a chart below this that represents monthly and FYTD counts of clients and organizations served by the Center’s dementia education programs. Grant funding was previously provided by the Arthur N. Rupe Foundation to expand dementia specialty programs and services to family and professional caregivers. These programs and services are an integral of the Dementia Friendly Ventura County initiative (led by the VCAAA). While the District has not been able to train professionals due to previous COVID-19 restrictions, the District has been providing in-person and virtual workshops to family caregivers (numbers reflected in chart and tables, pages 1-2).

Caregiver Center Resource Activity

This chart represents Resource Specialist activity for the fiscal year, with February 2023 shown in the data table below.



Caregiver Center Resource Activity	April	FYTD
Client walk-ins	23	245
Resource & Education Request	371	3,839
Caregiver Notification	402	1,855
TOTAL	796	5,939

The innovative dementia-specialty work accomplished in the Caregiver Center positions the District as a preferred provider to secure contracts and grant awards. The Center’s work contributes to the District’s strategic plan initiatives by providing evidence-based dementia training to caregivers to increase skillsets and education needed to provide quality care for their care partner and protect their own health.

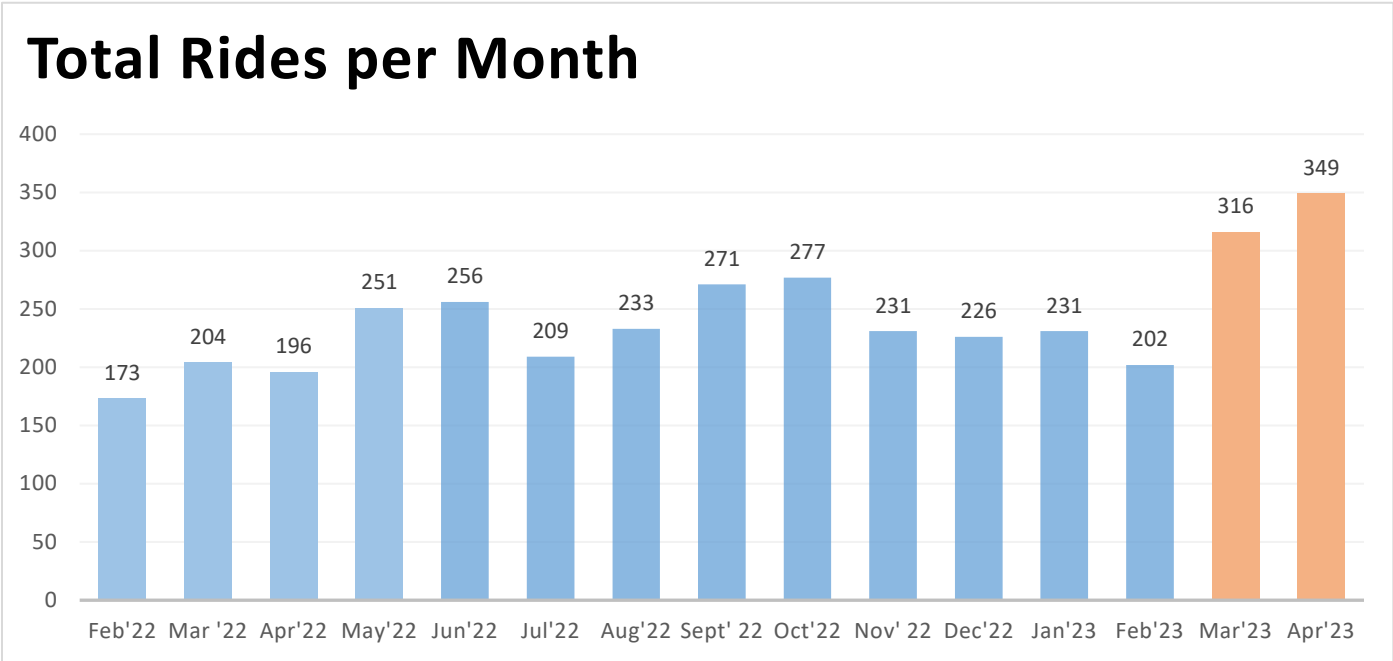
MEMORANDUM


DATE: April 30, 2022
TO: Kara Ralston, Chief Executive Officer
FROM: Mary Ann Ratto, Director Adult Day Center
SUBJECT: *April Monthly Report*

PROGRAM DESCRIPTION

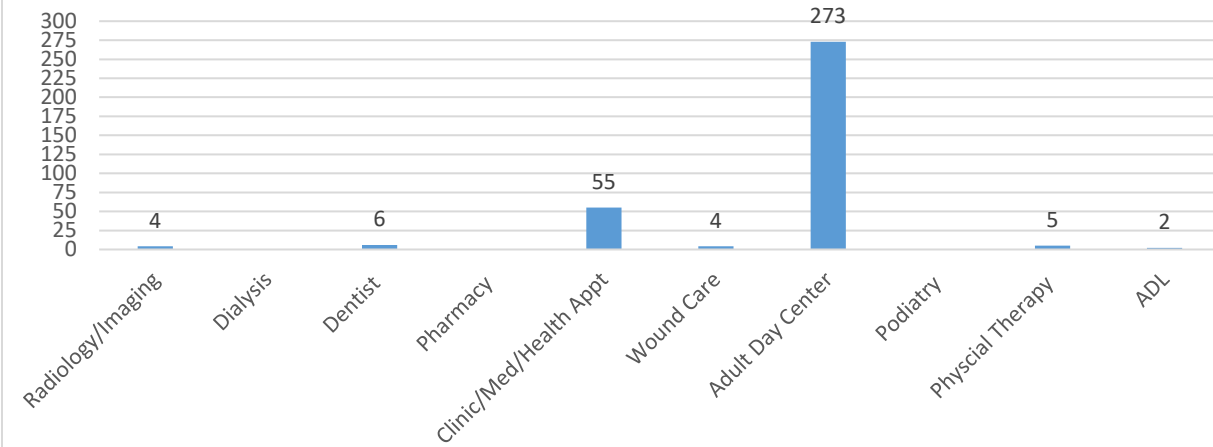
Camarillo Health Care District provides door-through-door transportation for non-emergency medical appointments and other activities of daily living, including to and from District programs, throughout Ventura County. Drivers are trained in CPR and First Aid, and have additional sensitivity training in transporting frail, elderly cognitively challenged and mobility-challenged riders. Vehicles are equipped with hydraulic lifts to accommodate wheelchair clients, oxygen canisters, and other assistive mobility devices.

Rides originate in the service area and can be provided to destinations throughout Ventura County, and to Kaiser in Woodland Hills. Transportation services remain available with proper capacity, safety and spread mitigation limits.

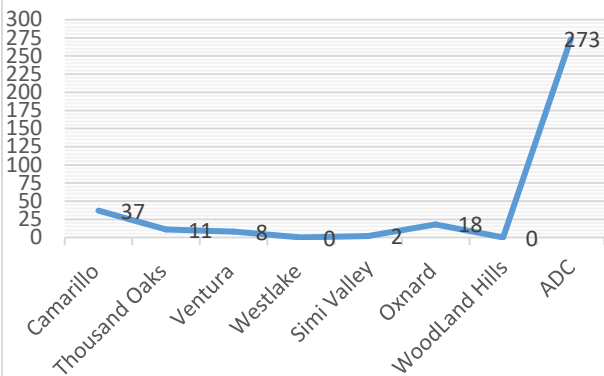


 *In partnership with the City of Camarillo, Care-A-Van transportation services provided free rides to Camarillo residents.*

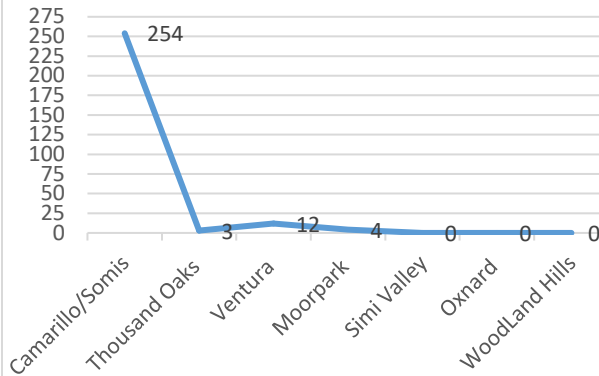
Cause or Reason for Ride



Ride Destinations



Adult Day Ride Destinations



Highlights

These pages feature depictions of programs and services, and comments from clients. We hope you enjoy!



Blair and Michelle at Caregiver Center outreach

Ashlyn's bunny visits Adult Day Center



Ruth preparing lunch in Adult Day Center; Jackie preparing Cinco de Mayo "happy hour" mocktails



Highlights



VR Class (full class!)



Graduation Day for Michelle, VCLA graduate. Ventura County Leadership Academy connects and cultivates a diverse network of passionate,



CSDA Field Representative Charlotte Holifield experiences VR for first time



Clients taking "Dementia Live" class

Highlights



Staff attend CSUCI State of the University Luncheon; all pictured are CSUCI alumni:
L-R: Blair (*also adjunct professor*), Miranda, Brandie, Ashlyn, Sonia



Blair presenting District services to Camarillo Council on Aging



Spring time flowers in Adult Day Center

Highlights



Dr. Ryan Quinn presenting on joint disease.



Mary Ann visits with District friend

SECTION 13

BOARD PRESIDENT REPORT

MAY 25, 2023

SECTION 14

BOARD MEMBERS COMMENTS AND/OR REPORTS

MAY 25, 2023

SECTION 15
EMERGING OPPORTUNITIES

MAY 25, 2023

SECTION 16

FUTURE MEETINGS AND EVENTS

Board of Directors Meetings

• Full Board:	June 8, 2023, 11:30 a.m. – Budget Presentation First Reading
• Executive Committee: Doria/Dixon	June 19, 2023, 12:30 p.m. – May be cancelled if Budget approved on the First Reading
• Full Board:	June 29, 2023, 11:30 a.m. – Budget Presentation Second Reading – If needed – May be cancelled if Budget approved on the First Reading
• Executive Committee: Doria/Dixon	July 17, 2023 - 12:30 p.m.
• Finance Committee: Loh/Feinberg	July 27, 2023 - 10:00 a.m.
• Full Board:	July 27, 2023 - 11:30 a.m.
• Full Board:	August 2023 - Dark

MAY 25, 2023